



X Series

PARTS CATALOG

3.0t-3.8t X 系列内燃平衡重式叉车

3.0t-3.8t X Series Internal Combustion Counterbalanced Forklift Truck

零件目录

PARTS CATALOG

杭叉集团股份有限公司
HANGCHA GROUP CO., LTD.

05/2018

说 明

- 1、本“零件目录”汇集 3.0t~3.8t X 系列各种叉车的零部件。
- 2、查询方法：
 - ① 用户可根据目录中各总成图查找所需的零部件的序号，根据序号可查得相应的图号或标准号。
 - ② 本目录中凡各种叉车通用的零件在目录中不加说明，不通用件除了在目录的右上角表示此总成所适用的车型代号和车型外，还在相应的备注予以区别。
- 3、订购零件时，须写明所用叉车的型号，出厂编号，所需零部件代号、名称及订购数量。
- 4、维修更换零部件时，为确保质量，请使用本公司零部件。
- 5、为提高质量，本公司将对某些零部件进行改进，对改进部分在本目录中不能同时一一修改，请用户谅解，欲了解详细情况可与本公司销售公司及备件处联系。
- 6、-X 集装箱叉车，除门架不同外，其余完全通用。
- 7、门架另见《2.0t-3.8t X 系列内燃平衡重式叉车 门架零件目录》。

INFORMATION

I .This catalogue collects all of the parts (components)in series of 3-3.5 ton XF fork lift trucks.

II .Looking up methods:

- ① First looking up the series number of the part (component) in the drawings of the assembly, in which the part (component) is in the catalogue and then the codes of the drawing and standard of the part (the component) in terms of the series number.
- ② No noted are all of the interchangeable parts and components ,non-interchangeable parts and components are noted that which model can be applied, and it will be noted at top righter corner of catalogue and corresponding remark..

III. Model, series Number, code Number of drawing and quantity should be given when ordering the spare parts.

IV. It is recommended to use the parts and components made by us for ideal the service and maintenance.

V . We reserve the right of the change of the truck in construction for improving our products without notice. For the details of changes, please consult with sales department of Hangzhou Forklift Truck Co., Ltd.

VI. Container fork lift truck and CP series truck is same except of the lifting system.

VII. Mast see “2-3.5t X Series Internal Combustion Counterbalanced Forklift Truck **Mast Parts Catalog**”.

缩写及代码:	Abbreviations and codes:
(A) (A1) (B) 车型代号 A1,A2,A3 总成序号 Assy 总成或组件 INC 包含 LPG-Y 单燃料 LPG-QY 双燃料 IMPCO IMPCO 燃料系统	(A) (A1) (B) Model numbers A1,A2,A3 Item,Assy Assy Assembly INC Including LPG-Y Single fuel LPG-QY Daul fuel IMPCO IMPCO Combustion System

目 录 CONTENTS

第一部分	传动系统	PART I	DRIVING SYSTEM.....	1-A
第二部分	转向系统	PART II	STEERING SYSTEM.....	2-A
第三部分	动力系统	PART III	POWER SYSTEM.....	3-A
第四部分	车身系统	PART IV	BODY SYSTEM.....	4-A
第五部分	操纵系统	PART V	CONTROLLING SYSTEM	5-A
第六部分	液压系统	PART VI	HYDRAULIC SYSTEM	6-A
第七部分	电气系统	PART VII	ELECTRICAL SYSTEM	7-A
第八部分	驾驶室	PART VIII	CAB SYSTEM	8-A

第一部分 传动系统目录
Part I Driving system contents

- (A) CPCD30/35-XRG71 (A3) CPC30/35/38-XRG71 (B) CPCD30/35/38-XRG72 (B2) CPCD30/35/38-XRG72F (B3) CPC30/35/38-XRG72
 (E4) CPCD30/35/38-XRG72J (E5) CPC30/35/38-XRG72J (C) CPCD30-XRW10 (C1) CPCD30-XRW10B (C2) CPCD30-XRW10F
 (C3) CPC30-XRW10 (D1) CPCD30/35/38-XRW33B (D2) CPCD30/35/38-XRW33F (E) CPCD30/35-XRW43 (F) CPCD30/35/38-XRW73
 (G1) CPCD30/35/38-XRW55B (G2) CPCD30/35/38-XRW55F (G3) CPC30/35/38-XRW55 (H) CPCD30/35-XRW56 (H1) CPCD30/35/38-XRW56B
 (H2) CPCD30/35/38-XRW56F (I) CPQD30/35-XRW22 (I1) CPQD30/35/38-XRW22B (J) CPQYD30/35/38-XRW22 (J1) CPCD30/35/38-XRG2
 (R2) CPCD30/35/38-XRW92F

序号 Item	名称 Description	适用车型 Serial No.	页码 Page
图 1 Fig. 1	前轮 (单轮) Front wheel (Single tyre)	3.0t-3.8t 全部车型/All models of truck	1-1
图 2 Fig. 2	前轮 (双轮) Front wheel (Double tyre)	3.0t-3.8t 全部车型/All models of truck	1-2
图 3 Fig. 3	传动系统 Driving system	(A) (B) (E4) (C) (E) (H) (I) (J) (Q)	1-4
图 4 Fig. 4	冷却油管总成 Cooling oil pipe assy	(A) (B) (E4) (C) (E) (H) (I) (J) (Q)	1-6
图 5 Fig. 5	传动系统 Driving system	(C1) (D1) (G1) (H1) (I1)	1-7
图 6 Fig.6	冷却油管总成 Cooling oil pipe assy	(C1) (D1) (G1) (H1) (I1)	1-9
图 7 Fig. 7	传动系统 Driving system	(B2) (C2) (D2) (G2) (H2) (R2)	1-10

序号 Item	名称 Description	适用车型 Serial No.	页码 Page
图 8 Fig.8	冷却油管总成 Cooling oil pipe assy	Ⓔ2 Ⓒ2 Ⓓ2 Ⓔ2 Ⓕ2 Ⓖ2	1-11
图 9 Fig. 9	传动系统 Driving system	Ⓐ3 Ⓑ3 Ⓑ5 Ⓒ3 Ⓔ3	1-12
图 10 Fig. 10	离合器（机械式） Clutch(clutch type)	Ⓐ3 Ⓑ3 Ⓒ3 Ⓑ5 Ⓔ3	1-13
图 11 Fig.11	驱动桥 Drive axle	除外/except Ⓒ1 Ⓓ1 Ⓔ1 Ⓕ1 Ⓖ1 Ⓔ2 Ⓒ2 Ⓓ2 Ⓔ2 Ⓕ2 Ⓖ2	1-16
图 12 Fig.12	驱动桥 Drive axle	Ⓒ1 Ⓓ1 Ⓔ1 Ⓕ1 Ⓖ1	1-20
图 13 Fig.13	驱动桥 Drive axle	Ⓔ2 Ⓒ2 Ⓓ2 Ⓔ2 Ⓕ2 Ⓖ2	1-23
图 14 Fig. 14	左制动器总成 Brake assy,LH	3.0t-3.8t 全部车型 All models of truck	1-26
图 15 Fig. 15	右制动器总成 Brake assy,RH	3.0t-3.8t 全部车型 All models of truck	1-29
图 16 Fig. 16	变速箱（液力式）绍兴 Transmission(tor-con type) ShaoXin	1.0t-3.8t XYQXD 系列液力变速箱 XYQXD Series Hydrodynamic Gearbox	1-32
图 17 Fig. 17	液力离合器（液力式）绍兴 Hydraulic clutch(tor-con type) ShaoXin	1.0t-3.8t XYQXD 系列液力变速箱 XYQXD Series Hydrodynamic Gearbox	1-37
图 18 Fig. 18	盖、控制阀、微动阀（液力式）绍兴 Cover control valve & inching valve(tor-con type) ShaoXin	1.0t-3.8t YQXD 系列液力变速箱 YQXD Series Hydrodynamic Gearbox	1-39
图 19 Fig. 19	供油泵（液力式）绍兴 Charging pump(tor-con type) ShaoXin	1.0t-3.8t XYQXD 系列液力变速箱 XYQXD Series Hydrodynamic Gearbox	1-42
图 20 Fig. 20	减速器和差速器（绍兴） Reduction & differential (ShaoXin)	1.0t-3.8t 全部车型 All models of truck	1-43
图 21 Fig. 21	变速器(机械式 其 1) 绍兴 ShaoXin Transmission(clutch type part-1)	1.0t-3.8t , XJDS 系列机械变速箱 XJDS Series Mechanical Gearbox	1-47

序号 Item	名称 Description	适用车型 Serial No.	页码 Page	
图 22 Fig. 22	变速器(机械式 其 2) 绍兴 ShaoXin Transmission(clutch type part-2)	1.0t-3.8t, XJDS 系列机械变速箱 XJDS Series Mechanical Gearbox	1-49	
图 23 Fig. 23	主轴组件 (绍兴) Spindle assy (ShaoXin)	1.0t-3.8t, XJDS 系列机械变速箱 XJDS Series Mechanical Gearbox	1-53	
图 24 Fig. 24	液力变矩器总成 Torque converter assy	1.0-3.5t, Y43160X 液力传动变速箱 (冈村) Y43160X Hydrodynamic Transmission Gearbox (Okamura)	1-55	
图 25 Fig. 25	变速箱 (其 1) Transmission (part-1)		1-56	
图 26 Fig. 26	变速箱 (其 2) Transmission (part-2)		1-60	
图 27 Fig.27	变速箱 (其 3) Transmission (part-3)		1-62	
图 28 Fig.28	控制阀 Control Valve		1-64	
图 29 Fig.29	3.0-3.5t 主减速器·差速器总成 3.0-3.5t Reduction & Differential		3.0-3.5t Y43160X 液力传动变速箱 (冈村) Hydrodynamic Transmission Gearbox (Okamura)	1-67
图 30 Fig. 30	变速箱 (其 1) (包括变矩器、油泵、离合器) Transmission (part-1) (includeTorque-converter pump Clutch)	1.0-3.5t YQXF 系列液力传动变速箱 (绍兴) YQXF Series Hydrodynamic Transmission Gearbox (SHAOXIN)	1-71	
图 31 Fig. 31	变速箱 (其 2) (包括变矩器、油泵、离合器) Transmission (part-2) (includeTorque-converter pump Clutch)		1-74	
图 32 Fig.32	变速箱 (其 3) (包括变矩器、油泵、离合器) Transmission (part-3) (includeTorque-converter pump Clutch)		1-76	
图 33 Fig.33	电磁控制操纵阀 Electro-hydraulic operating valve		1-79	
图 34 Fig.34	减速器总成 Reduction assy		1-81	
	变速箱密封 (修理) 工具包 Transmission repair kits		1.0-3.5t YQXF 液力传动变速箱 (绍兴) Hydrodynamic Transmission Gearbox (SHAOXIN)	1-85
图 35 Fig.35	传动系统 Driving system		Ⓕ	1-86

序号 Item	名称 Description	适用车型 Serial No.	页码 Page
图 36 Fig.36	冷却油管总成 Cooling oil pipe assy	⑥	1-88

图 1 前轮 (单轮)
Fig.1 Front wheel (Single tyre)

3.0t-3.8t
全部车型 All models of truck

序号 Item	物料码 Part No.	名称 Description	数量 Qty	备注或适用车型 Remarks or Serial No.
A1	20150000283	前轮总成(单轮) Front wheel assy	2	INC:1-2 充气轮胎 Inflated tyre
1	201500040205	轮辋总成 Rim-assy	2	黑色 Black
2	300150010072	实心轮胎 28×9-15 Solid Tyre 28×9-15	2	实心轮胎 Solid Tyre
2	300150040045	充气轮胎 28×9-15-14PR Inflated tyre	2	充气轮胎 Inflated tyre
3	201100080004	轮毂螺母 Nut, Hub	12	
4	300150010073	无痕轮胎 28×9-15 Non-trace tyre 28×9-15	2	选配 Optional 实心轮胎 Solid Tyre
5	201100020014	轮毂螺栓 Bolt, Hub	12	单轮 Single tyre

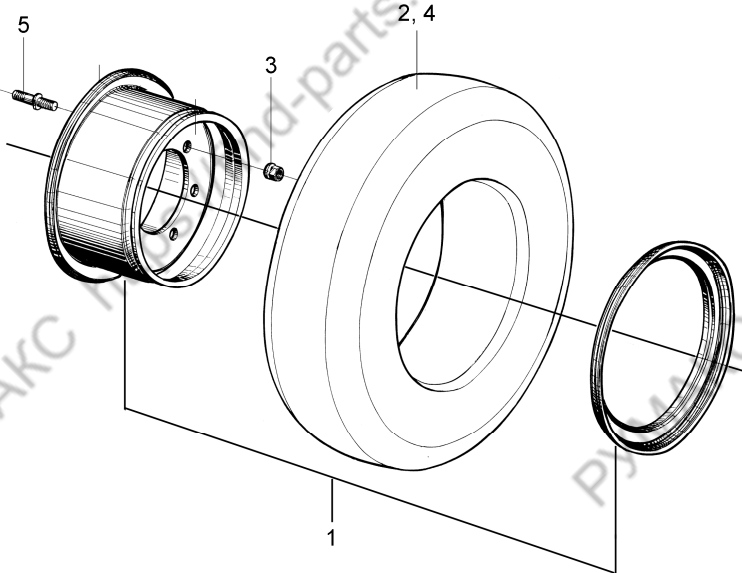


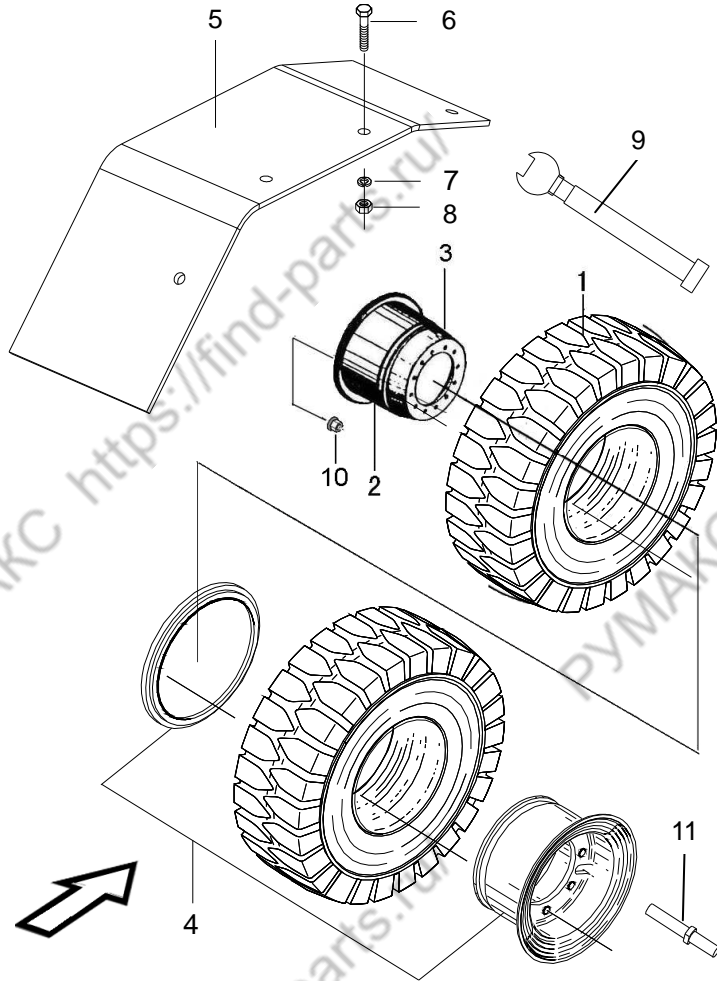
图 2 前轮 (双轮)
Fig.2 Front wheel (Double tyre)

3.0t-3.8t
全部车型/All models of truck

序号 Item	物料码 Part No.	名称 Description	数量 Qty	备注或适用车型 Remarks or Serial No.
A1	201500000311	内前轮总成(双轮) Inner front wheel assy(double)	2	INC.1,4 充气轮胎 Inflated tyre
A2	201500000312	外前轮总成(双轮) Outer front wheel assy(double)	2	INC1,2 充气轮胎 Inflated tyre
1	300150010072	实心轮胎 28×9-15 Solid Tyre 28×9-15	4	实心轮胎 Solid Tyre
1	300150040045	充气轮胎 28×9-15-14PR Inflated tyre	4	充气轮胎 Inflated tyre
2	201500060149	外轮辋总成 Outer Rim-assy	2	黑色 Black
3		隔套 Ring	2	3t-3.8t 无此零件 3t-3.8t Not the part
4	201500060148	内轮辋总成 Inner Rim-assy	2	黑色 Black
5	204002010184	左挡泥板 Fender Left	1	
5	204002010185	右挡泥板 Fender Right	1	
6	300010040040	螺栓 M12×45 Bolt M12×45	8	
7	300030010002	垫圈 12 Washer 12	8	
8	300020010004	螺母 M12 Nut M12	8	
9	201500050009	气门接长管 Extension tube	2	充气轮胎 Inflated tyre

图 2 前轮 (双轮)
Fig.2 Front wheel (Double tyre)

3.0t-3.8t
全部车型/All models of truck



序号 Item	物料码 Part No.	名称 Description	数量 Qty	备注或适用车型 Remarks or Serial No.
10	201100080004	轮毂螺母 Nut, Hub	12	
11	201100020019	轮毂螺栓 Bolt, Hub	12	双轮 Double tyre

图3 传动系统
Fig.3 Driving system

Ⓐ CPCD30/35/38-XRG71 Ⓑ CPCD30/35/38-XRG72 Ⓒ CPCD30/35/38-XRG72J Ⓓ CPCD30-XRW10
Ⓔ CPCD30/35/38-XRW43 Ⓕ CPCD30/35/38-XRW56 Ⓖ CPQD30/35/38-XRW22 Ⓗ CPQYD30/35/38-XRW22
Ⓖ CPCD30/35/38-XRG2

序号 Item	物料码 Part No.	名称 Description	数量 Qty	备注或适用车型 Remarks or Serial No.
1	见图 11 See Fig.11	驱动桥总成 Drive axle assy	1	
2	810120000147	1598H 密封胶 1598H Salant	1	
3	300050100009	销 B10×25 Pin B10×25	1	
4	300030010002	垫圈 12 Washer12	12	
5	300010040037	螺栓 M12×40 Bolt M12×40	10	
6	300010040033	螺栓 M12×30 Bolt M12×30	2	
7	201200000362	液力变速箱 XYQXD30A Hydraulic transmission	1	Ⓐ Ⓑ Ⓒ Ⓓ
7	201200000363	液力变速箱 XYQXD30 Hydraulic transmission	1	Ⓔ Ⓕ Ⓖ Ⓗ Ⓖ
8	300030010001	垫圈 10 Washer10	9	Ⓐ Ⓑ Ⓒ Ⓓ
8	300030010001	垫圈 10 Washer10	8	Ⓔ Ⓕ Ⓖ Ⓗ Ⓖ
9	300010040013	螺栓 M10×35 Bolt M10×35	9	Ⓐ Ⓑ Ⓒ Ⓓ
9	300010040013	螺栓 M10×35 Bolt M10×35	8	Ⓔ
9	300010060011	螺栓 M10×1.25×35 Bolt M10×1.25×35	7	Ⓔ Ⓕ
9	300010030014	螺栓 M10×45 Bolt M10×45	6	Ⓖ Ⓗ
10	300010030015	螺栓 M10×50 Bolt M10×50	1	Ⓔ

图3 传动系统
Fig.3 Driving system

Ⓐ CPCD30/35/38-XRG71 Ⓑ CPCD30/35/38-XRG72 Ⓒ CPCD30/35/38-XRG72J Ⓓ CPCD30-XRW10
Ⓔ CPCD30/35/38-XRW43 Ⓕ CPCD30/35/38-XRW56 Ⓖ CPQD30/35/38-XRW22 Ⓗ CPQYD30/35/38-XRW22
Ⓖ CPCD30/35/38-XRG2

序号 Item	物料码 Part No.	名称 Description	数量 Qty	备注或适用车型 Remarks or Serial No.
10	300010030014	螺栓 M10×45 Bolt M10×45	1	Ⓕ
10	300010040013	螺栓 M10×35 Bolt M10×35	2	Ⓖ Ⓗ
11	300020010006	螺母 M10 Nut M10	1	Ⓓ Ⓕ
11	300020010006	螺母 M10 Nut M10	6	Ⓖ Ⓗ
12	300030010015	垫圈 8 Washer 8	6	Ⓐ Ⓑ Ⓒ Ⓓ
12	300030010015	垫圈 8 Washer 8	12	Ⓓ Ⓕ Ⓖ Ⓗ Ⓖ Ⓗ
13	300010040177	螺栓 M8×25 Bolt M8×25	12	Ⓐ Ⓑ Ⓒ Ⓓ
13	300010040173	螺栓 M8×20 Bolt M8×20	12	Ⓓ Ⓕ Ⓖ Ⓗ Ⓖ Ⓗ
14	300050100001	销 B10×35 Pin B10×35	1	Ⓐ Ⓑ Ⓒ Ⓓ
15	见图 1 See Fig.1	前轮总成(单轮) front wheel assy (Single)	2	
15	见图 2 See Fig.2	内前轮总成(双轮)Inner front wheel assy(double)	2	
15	见图 2 See Fig.2	外前轮总成(双轮)Outer front wheel assy(double)	2	

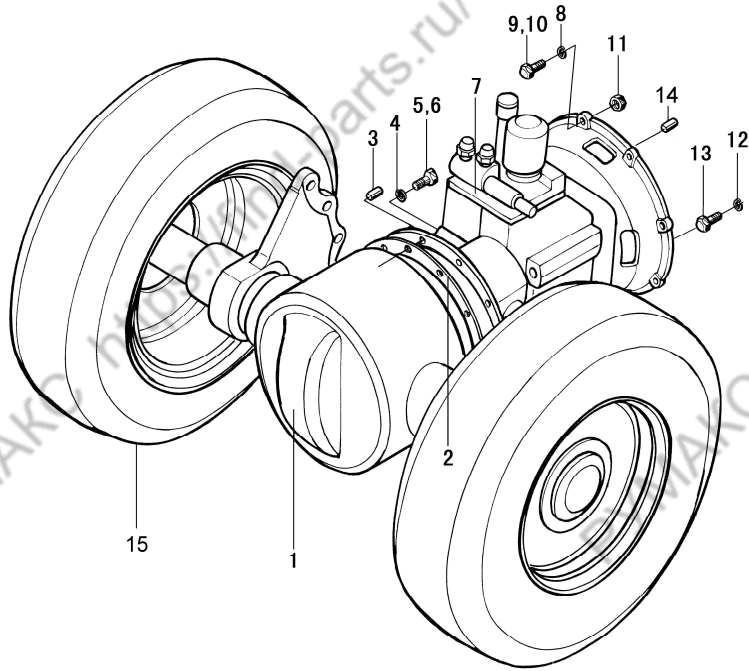
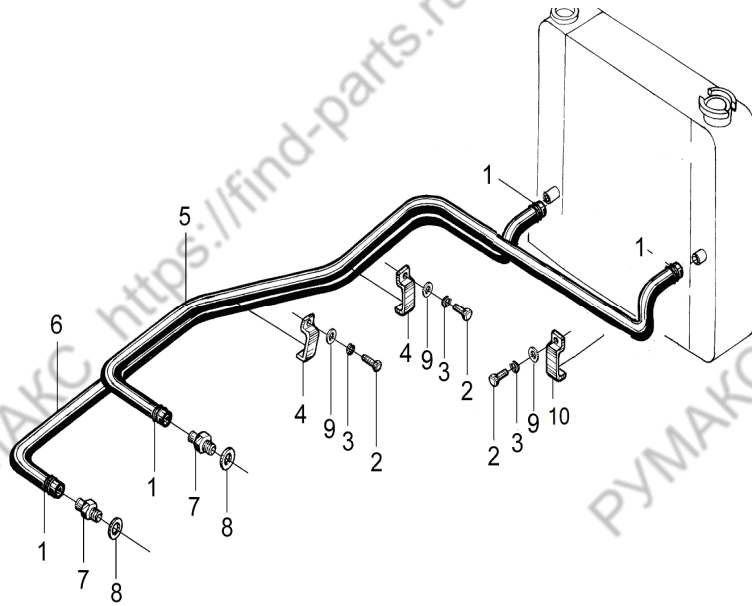


图4 冷却油管总成
Fig.4 Cooling oil pipe assy

- A CPCD30/35/38-XRG71 B CPCD30/35/38-XRG72 C CPCD30/35/38-XRG72J D CPCD30-XRW10
 E CPCD30/35/38-XRG2 F CPCD30/35/38-XRW43 G CPCD30/35/38-XRW56 H CPCD30/35/38-XRW22
 I CPQYD30/35/38-XRW22



序号 Item	物料码 Part No.	名称 Description	数量 Qty	备注或适用车型 Remarks or Serial No.
A1	201600000099	冷却油管总成 Oil coolingpipe assy	1	
1	209990000879	蜗杆传动式软管环箍 25 Clamp 25	4	
2	300010040165	螺栓 M8×12 Bolt M8×12	4	
3	300030010015	垫圈 8 Washer 8	4	
4	310040010149	抱箍 Clamp	2	
5	209990004237	胶管 L=1980 Rubber pipe	1	
6	209990004219	胶管 L=1400 Rubber pipe	1	
7	310050080012	回油管接头 Connector	2	
8	300030140003	垫圈 14 Washer	2	
9	300030040014	垫圈 8 Washer 8	4	
10	310040010073	管夹 Clamp	1	

图5 传动系统
Fig. 5 Driving system

Ⓒ CPCD30-XRW10B
Ⓗ CPCD30/35/38-XRW56B

Ⓓ CPCD30/35/38-XRW33B
Ⓘ CPQD30/35/38-XRW22B

Ⓔ CPCD30/35/38-XRW55B

序号 Item	物料码 Part No.	名称 Description	数量 Qty	备注或适用车型 Remarks or Serial No.
1	201100000450	驱动桥总成 Drive axle assy	1	见图12 See Fig.12
2	300010060028	螺栓 M12×1.25×35 Bolt M12×1.25×35	14	
3	300030010002	垫圈 12 Washer 12	26	
4	201100210004	主传动箱 Host drive housing	1	2t-2.5t 见图27 See Fig.27
5	300010050009	螺栓 M10×1.25×50 Bolt M10×1.25×50	8	
6	300030010001	垫圈 10 Washer 10	16	
7	201200010004	翼形联轴器总成 Cardan assy	1	见图23 序号3 See Fig.23 Item3
8	300030010015	垫圈 8 Washer 8	12	
9	300010040173	螺栓 M8×20 Bolt M8×20	12	
10	300030010001	螺栓 M10×1.25×35 Bolt M10×1.25×35	7	Ⓒ Ⓓ Ⓗ
10	300030010001	螺栓 M10×1.25×35 Bolt M10×1.25×35	8	Ⓔ
10	300030010001	螺栓 M10×1.25×35 Bolt M10×1.25×35	2	Ⓘ
11	300010030015	螺栓 M10×50 Bolt M10×50	1	Ⓒ
11	300010030014	螺栓 M10×45 Bolt M10×45	1	Ⓓ Ⓗ

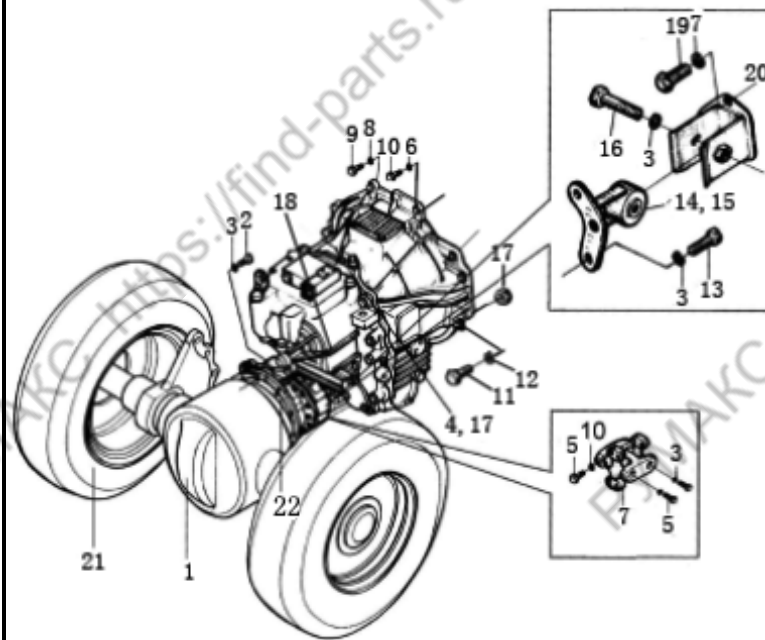


图5 传动系统
Fig. 5 Driving system

Ⓒ CPCD30-XRW10B
Ⓗ CPCD30/35/38-XRW56B

Ⓓ CPCD30/35/38-XRW33B
Ⓘ CPQD30/35/38-XRW22B

Ⓔ CPCD30/35/38-XRW55B

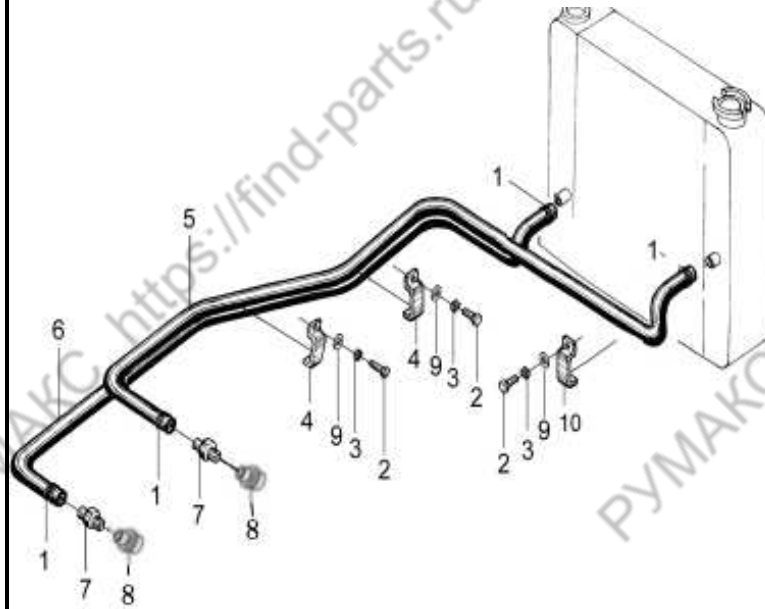
序号 Item	物料码 Part No.	名称 Description	数量 Qty	备注或适用车型 Remarks or Serial No.
11	300010030014	螺栓 M10×45 Bolt M10×45	6	Ⓘ
12	300020010006	螺母 M10 Nut M10	1	Ⓒ Ⓓ Ⓗ
12	300020010006	螺母 M10 Nut M10	6	Ⓘ
13	300010050014	螺栓 M12×1.25×40 Bolt M12×1.25×40	6	
14	201200070016	左减震垫 Left shock pad	1	
15	201200070015	右减震垫 Right shock pad	1	
16	300010050019	螺栓 M12×1.25×90 Bolt M12×1.25×90	2	
17	201200000086	液力变速箱 Transmission	1	包含INC:Fig.22-26, 除外Except:Fig.23 Item 3
18	207900040001	导线夹片 Wire Clip	1	
19	300010060024	螺栓 M12×1.25×25 Bolt M12×1.25×25	4	
20	201200090005	支架 Bracket	2	
21	见图 1 See Fig.1	前轮总成(单轮) front wheel assy (Single)	2	
21	见图 2 See Fig.2	内前轮总成(双轮)Inner front wheel assy(double)	2	
21	见图 2 See Fig.2	外前轮总成(双轮)Outer front wheel assy(double)	2	
22	810120000147	1598H 密封胶 1598H Salant	1	

图6 冷却油管总成
Fig.6 Cooling oil pipe assy

Ⓒ CPCD30-XRW10B
Ⓓ CPCD30/35/38-XRW56B

Ⓔ CPCD30/35/38-XRW33B
Ⓕ CPQD30/35/38-XRW22B

Ⓖ CPCD30/35/38-XRW55B



序号 Item	物料码 Part No.	名称 Description	数量 Qty	备注或适用车型 Remarks or Serial No.
A	201600000118	冷却油管总成 Oil coolingpipe assy	1	
1	209990000879	蜗杆传动式软管环箍 25 Clamp 25	4	
2	300010040165	螺栓 M8×12 Bolt M8×12	4	
3	300030010015	垫圈 8 Washer 8	4	
4	310040010149	抱箍 Clamp	2	
5	201600060245	胶管 L=2050 Rubber pipe	1	
6	201600060246	胶管 L=1480 Rubber pipe	1	
7	310050080012	回油管接头 Connector	2	
8	201600010003	铰接螺栓 link bolt	2	
9	300030040014	垫圈 8 Washer 8	4	
10	310040010073	管夹 Clamp	1	

图7 传动系统
Fig.7 Driving system

ⓑ CPCD30/35/38-XRG72F
Ⓒ CPCD30/35/38-XRW55F

Ⓒ CPCD30-XRW10F
Ⓔ CPCD30/35/38-XRW56F

Ⓒ CPCD30/35/38-XRW33F
Ⓔ CPCD30/35/38-XRW92F

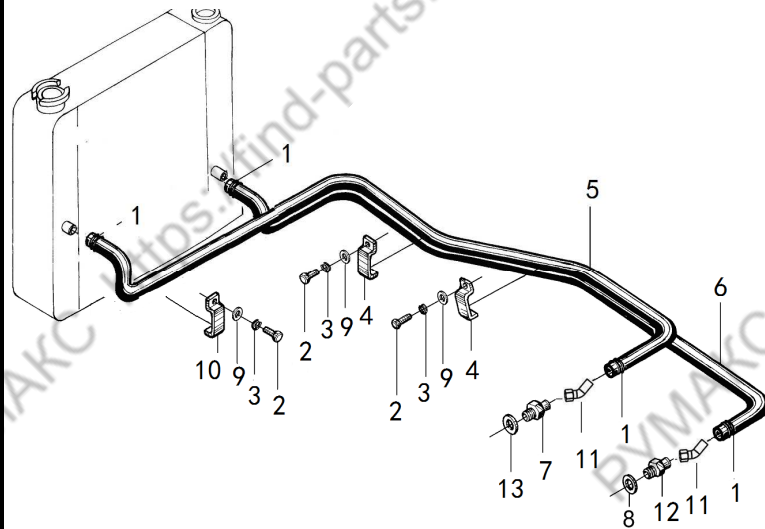
序号 Item	物料码 Part No.	名称 Description	数量 Qty	备注或适用车型 Remarks or Serial No.
1	见图 13 See Fig.13	驱动桥总成 Drive axle assy	1	
2	810120000147	1598H 密封胶 1598H Salant	1	
3	300050030053	销 D12×35 Pin D12×35	3	
4	300030010002	垫圈 12 Washer 12	13	
5	300010040036	螺栓 M12×35 Bolt M12×35	13	
6	见图 30-图 34 See Fig.30- Fig.34	液力变速箱 Hydraulic transmission box	1	
7	300010060012	螺栓 M10×1.25×35 Bol M10×1.25×35	7	
8	300030010001	垫圈 10 Washer 10	8	
9	300010040174	螺栓 M8×20 Bol M8×20	12	
10	300030010015	垫圈 8 Washer 8	12	
11	201600000117	冷却油管总成 Oil coolingpipe assy	1	
12	300020010006	螺母 M10 Nut M10	1	
13	见图 1 See Fig.1	前轮总成(单轮) front wheel assy (Single)	2	
13	见图 2 See Fig.2	内前轮总成(双轮)Inner front wheel assy(double)	2	
13	见图 2 See Fig.2	外前轮总成(双轮)Outer front wheel assy(double)	2	

图8 冷却油管总成
Fig.8 Cooling oil pipe assy

ⓐ CPCD30/35/38-XRG7ZF
ⓑ CPCD30/35/38-XRW55F

Ⓒ CPCD30-XRW10F
Ⓓ CPCD30/35/38-XRW56F

Ⓔ CPCD30/35/38-XRW33F
Ⓕ CPCD30/35/38-XRW92F



序号 Item	物料码 Part No.	名称 Description	数量 Qty	备注或适用车型 Remarks or Serial No.
A	201600000117	冷却油管总成 Oil coolingpipe assy	1	
1	209990000879	蜗杆传动式软管环箍 25 Clamp 25	4	
2	300010040165	螺栓 M8×12 Bolt M8×12	4	
3	300030010015	垫圈 8 Washer 8	4	
4	310040010149	抱箍 Clamp	2	
5	209990004237	胶管 L=1980 Rubber pipe	1	
6	209990004219	胶管 L=1400 Rubber pipe	1	
7	310050010002	大管接头 Connector	1	
8	300030140006	垫圈 20 Washer	1	
9	300030040014	垫圈 8 Washer 8	4	
10	310040010073	管夹 Clamp	2	
11	310050080014	回油管接头 Connector	2	
12	310050080094	小管接头 Connector	1	
13	300030140004	垫圈 16 Washer	1	

图9 传动系统
Fig.9 Driving system

Ⓐ CPC30/35/38-XRG71
Ⓒ CPC30-XRW10

Ⓑ CPC30/35/38-XRG72
Ⓓ CPC30/35/38-XRW55

Ⓔ CPC30/35/38-XRG72J

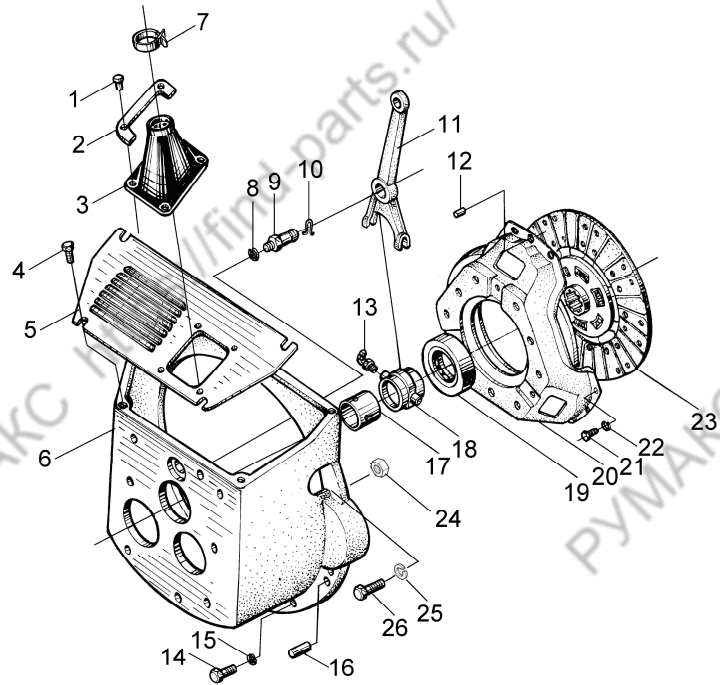
序号 Item	物料码 Part No.	名称 Description	数量 Qty	备注或适用车型 Remarks or Serial No.
1	见图 11 See Fig.11	驱动桥总成 Drive axle assy	1	
2	810120000147	1598H 密封胶 1598H Salant	1	
3	300050100009	销 B10×25 Pin B10×25	1	
4	300030010002	垫圈 12 Washer 12	12	
5	300010040037	螺栓 M12×40 Bolt M12×40	10	
6	300010040033	螺栓 M12×30 Bolt M12×30	2	
7	201200000349	机械变速箱 Mechanical transmission XJDS30A	1	
8	201400030006	纸垫 Gasket	1	
9	见图 10 See Fig.10	离合器 Clutch	1	
10	300030010001	垫圈 10 Washer 10	7	
11	300010040011	螺栓 M10×30 Bolt M10×30	7	
12	见图 1 See Fig.1	前轮总成(单轮) front wheel assy (Single)	2	
12	见图 2 See Fig.2	内前轮总成(双轮)Inner front wheel assy(double)	2	
12	见图 2 See Fig.2	外前轮总成(双轮)Outer front wheel assy(double)	2	

图 10 离合器
Fig.10 Clutch

Ⓐ CPC30/35/38-XRG71
Ⓒ CPC30-XRW10

Ⓑ CPC30/35/38-XRG72
Ⓓ CPC30/35/38-XRW55

Ⓔ CPC30/35/38-XRG72J



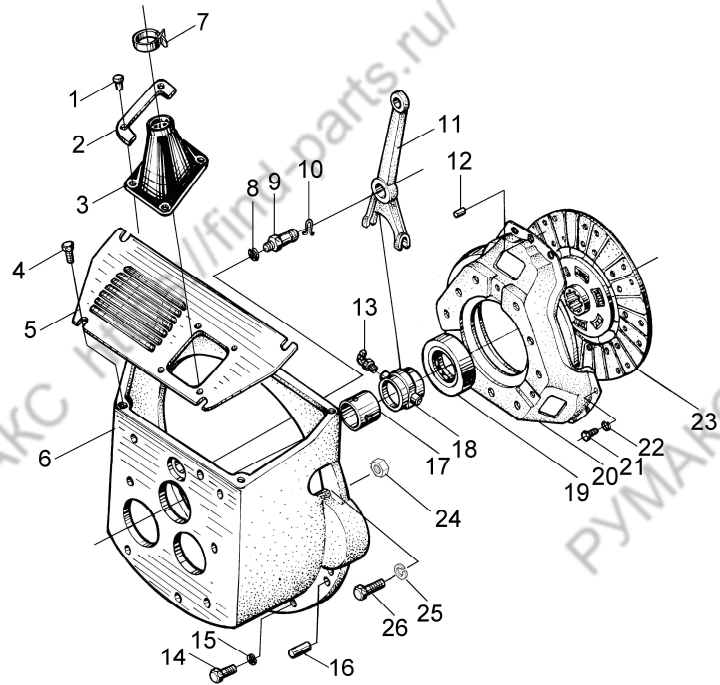
序号 Item	物料码 Part No.	名称 Description	数量 Qty	备注或适用车型 Remarks or Serial No.
A1	20140000043	离合器 Clutch	1	Ⓐ Ⓑ Ⓔ
A2	20140000011	离合器 Clutch	1	Ⓒ Ⓓ
1	206400120002	扣件 Fastener	4	
2	201400140001	压板 Plate	2	
3	201400040002	防尘罩 Dustproof hood	1	
4	310070030007	螺钉组件 Screw	4	
5	201400110001	离合器盖 Clutch cover	1	
6	201400120001	离合器壳 Clutch housing	1	Ⓐ Ⓑ Ⓔ
6	201400120013	离合器壳 Clutch housing	1	Ⓒ Ⓓ
7	207900080008	捆线带 PKD-100 Wire	1	
8	300030010002	垫圈 12 Washer 12	1	
9	201400060018	分离叉球形支柱 Ball-ended supporting stud,clutch release fork	1	Ⓐ Ⓑ Ⓔ
9	201400060006	分离叉球形支柱 Ball-ended supporting stud,clutch release fork	1	Ⓒ Ⓓ

图 10 离合器
Fig.10 Clutch

Ⓐ CPC30/35/38-XRG71
Ⓒ CPC30-XRW10

Ⓑ CPC30/35/38-XRG72
Ⓓ CPC30/35/38-XRW55

Ⓔ CPC30/35/38-XRG72J



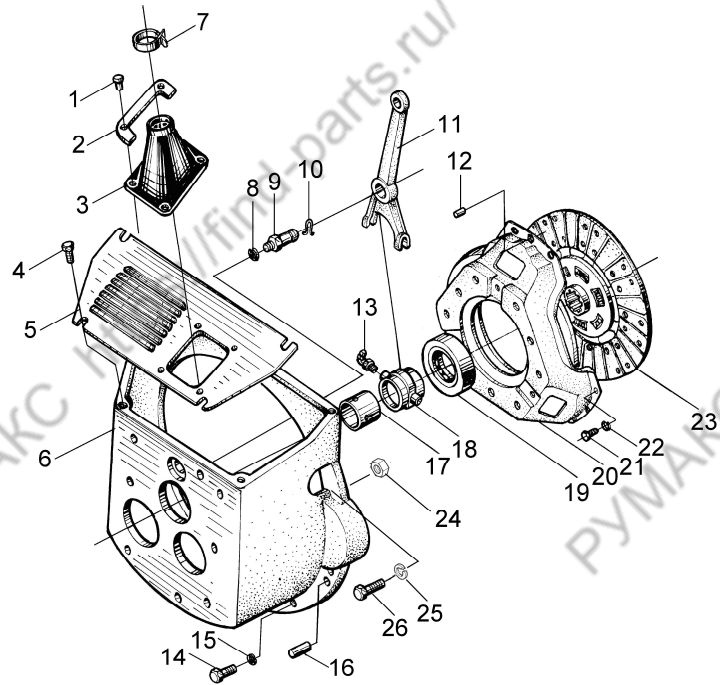
序号 Item	物料码 Part No.	名称 Description	数量 Qty	备注或适用车型 Remarks or Serial No.
10	201400020001	挡圈 Snap ring	1	
11	201400050002	分离拨叉 Release fork	1	
12	300050030045	销 B6×12 Pin B6×12	3	
13	300170040007	油杯 45° M6 Grease nipple M6	1	
14	300010040013	螺栓 M10×35 Bolt M10×35	9	Ⓐ Ⓑ Ⓔ
14	300010060011	螺栓 M10×1.25×35 Bolt M10×1.25×35	7	Ⓒ Ⓓ
15	300030010001	垫圈 10 Washer 10	9	Ⓐ Ⓑ Ⓔ
15	300030010001	垫圈 10 Washer 10	7	Ⓒ Ⓓ
16	300050100001	销 10×35 Pin 10×35	2	Ⓐ Ⓑ Ⓔ
A5	201400080001	分离轴承套筒总成 Clutch releasae collar assy	1	包含/INC:13,17,18
17	201100070005	衬套 Bushing	1	
18	201400080002	分离轴承套筒 Clutch releasae collar	1	
19	201400050019	分离轴承 9688211 Release bearing clutch	1	
20	201400130016	离合器压盘 Clutch pressure plate	1	
21	300010040169	螺栓 M8×16 Bolt M8×16	12	

图 10 离合器
Fig.10 Clutch

Ⓐ CPC30/35/38-XRG71
Ⓒ CPC30-XRW10

Ⓑ CPC30/35/38-XRG72
Ⓓ CPC30/35/38-XRW55

Ⓔ CPC30/35/38-XRG72J



序号 Item	物料码 Part No.	名称 Description	数量 Qty	备注或适用车型 Remarks or Serial No.
22	300030010015	垫圈 8 Washer 8	12	
23	201400100003	离合器从动盘总成 Clutch pressure plate	1	
24	300020010006	螺母 M10 Nut M10	1	Ⓒ Ⓓ
25	300030010001	垫圈 10 Washer 10	1	Ⓒ Ⓓ
26	300010030015	螺栓 M10×50 Bolt M10×50	1	Ⓒ Ⓓ

图 11 驱动桥总成
Fig.11 Drive axle assy

- | | | | |
|-----------------------|-----------------------------------|----------------------|----------------------------------|
| Ⓐ CPCD30/35-XRG71 | Ⓐ ₃ CPC30/35/38-XRG71 | Ⓑ CPCD30/35/38-XRG72 | Ⓑ ₃ CPC30/35/38-XRG72 |
| Ⓔ CPCD30/35/38-XRG72J | Ⓑ ₅ CPC30/35/38-XRG72J | Ⓒ CPCD30-XRW10 | Ⓒ ₃ CPC30-XRW10 |
| Ⓔ CPCD30/35-XRW43 | Ⓑ ₃ CPC30/35/38-XRW55 | Ⓗ CPCD30/35-XRW56 | Ⓘ CPQD30/35-XRW22 |
| Ⓙ CPQYD30/35/38-XRW22 | Ⓖ CPCD30/35/38-XRG2 | | |

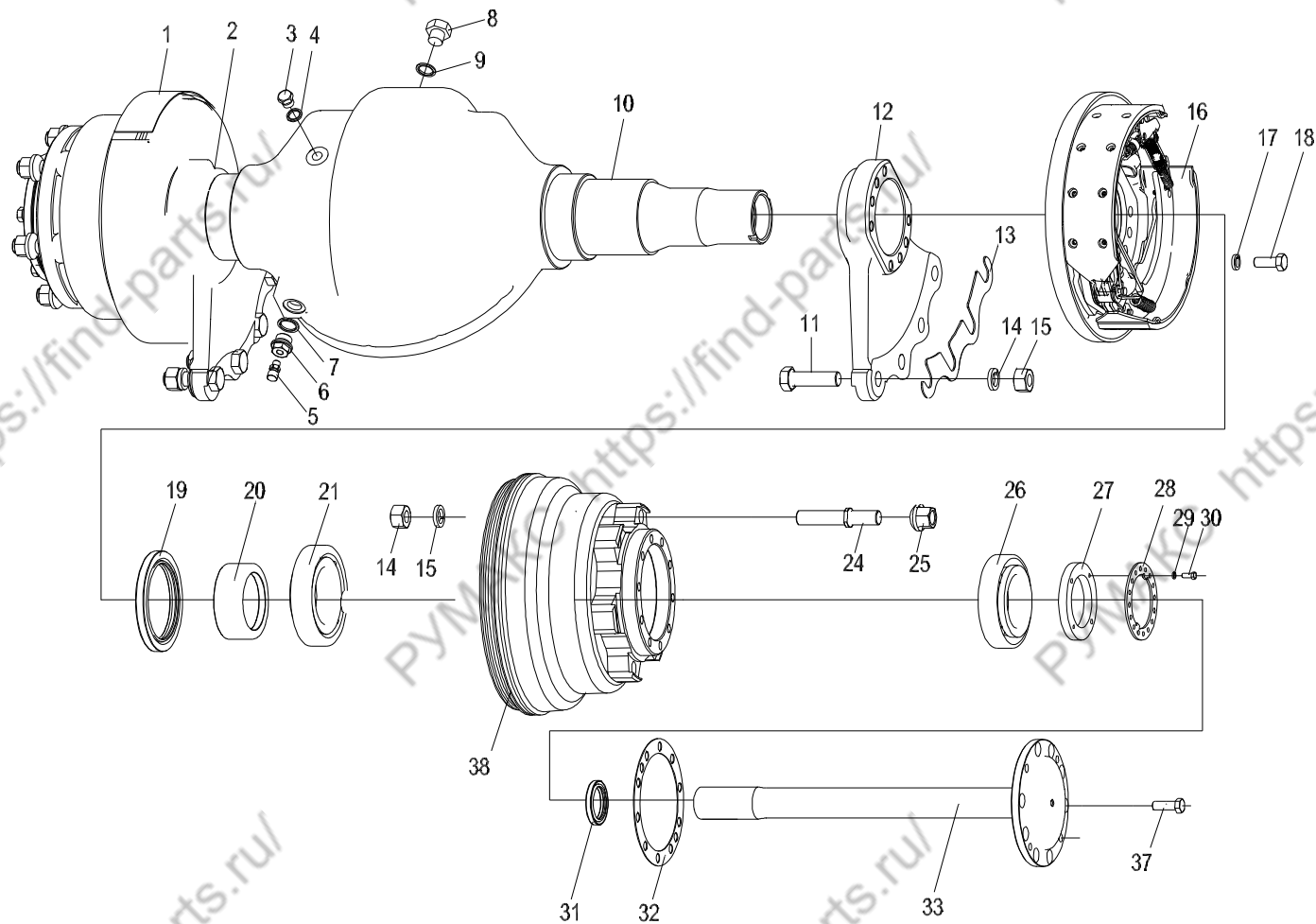


图 11 驱动桥总成
Fig.11 Drive axle assy

- (A) CPCD30/35-XRG71 (A3) CPC30/35/38-XRG71 (B) CPCD30/35/38-XRG72 (B3) CPC30/35/38-XRG72
 (E4) CPCD30/35/38-XRG72J (E5) CPC30/35/38-XRG72J (C) CPCD30-XRW10 (C3) CPC30-XRW10
 (E) CPCD30/35-XRW43 (H) CPCD30/35-XRW56 (G3) CPC30/35/38-XRW55 (I) CPQD30/35-XRW22
 (J) CPQYD30/35/38-XRW22 (Q) CPCD30/35/38-XRG2

序号 Item	物料码 Part No.	名称 Description	数量 Qty	备注或适用车型 Remarks or Serial No.
A1	201100000385	驱动桥总成 Drive axle assy	1	
1	见图14 See Fig.14	左制动器总成 Brake assy,LH	1	
2	201100250151	左支撑板 Left Plate	1	
3	300270010006	螺塞 M16×1.5 Plug M16×1.5	1	
4	300030140004	垫圈 16 Washer 16	1	
5	201100050029	呼吸器 Vented plug	1	
6	201100050038	螺塞 Plug	1	
7	300030140016	垫圈 22 Washer 22	1	
8	201100060002	螺塞 Plug	1	
9	300030140006	垫圈 20 Washer 20	1	
10	201100100200	桥体 Axle	1	
11	201100020090	连接螺栓 Bolt	8	
12	201100250150	右支撑板 Right Plate	1	
13	201100040129	垫板 Plate	1	
14	300030010006	垫圈 24 Washer 24	12	

图 11 驱动桥总成
Fig.11 Drive axle assy

- (A) CPCD30/35-XRG71 (A3) CPC30/35/38-XRG71 (B) CPCD30/35/38-XRG72 (B3) CPC30/35/38-XRG72
 (E4) CPCD30/35/38-XRG72J (E5) CPC30/35/38-XRG72J (C) CPCD30-XRW10 (C3) CPC30-XRW10
 (E) CPCD30/35-XRW43 (H) CPCD30/35-XRW56 (G3) CPC30/35/38-XRW55 (I) CPQD30/35-XRW22
 (J) CPQYD30/35/38-XRW22 (Q) CPCD30/35/38-XRG2

序号 Item	物料码 Part No.	名称 Description	数量 Qty	备注或适用车型 Remarks or Serial No.
15	300020020022	螺母 M20×1.5 Nut M20×1.5	8	
16	见图15 See Fig.15	右制动器总成 Brake assy,RH	1	
17	300030090008	垫圈 14 Washer 14	16	
18	310010020065	制动器底板螺栓 Bolt, Brake plate assy	16	
19	300320010016	油封 FB105×140×12 Oil seal	2	
20	201100150008	油封座 Oil Seat	2	
21	201100130005	轴承 7816 Bearing	2	
24	201100020014	轮毂螺栓 Bolt, Hub	12	3.0t-3.8t 单轮 Single tyre
24	201100020019	轮毂螺栓 Bolt, Hub	12	3.0t-3.8t 双轮 Double tyre
25	201100080004	轮毂螺母 Nut, Hub	12	
26	201100130001	轴承 7815 Bearing	2	
27	201100080006	锁紧螺母 Lock nut	2	
28	201100110002	锁紧片 Locking shim	2	
29	300030010014	垫圈 6 Washer 6	4	
30	300010040145	螺栓 M6×12 Bolt M6×12	4	

图 11 驱动桥总成
Fig.11 Drive axle assy

- (A) CPCD30/35-XRG71 (A3) CPC30/35/38-XRG71 (B) CPCD30/35/38-XRG72 (B3) CPC30/35/38-XRG72
 (E4) CPCD30/35/38-XRG72J (E5) CPC30/35/38-XRG72J (C) CPCD30-XRW10 (C3) CPC30-XRW10
 (E) CPCD30/35-XRW43 (H) CPCD30/35-XRW56 (G3) CPC30/35/38-XRW55 (I) CPQD30/35-XRW22
 (J) CPQYD30/35/38-XRW22 (Q) CPCD30/35/38-XRG2

序号 Item	物料码 Part No.	名称 Description	数量 Qty	备注或适用车型 Remarks or Serial No.
31	300320040005	油封 PD45×62×12 Oil seal	2	
32	201100160012	纸垫 Gasket	2	
33	201100010084	半轴 Half shaft	2	
37	201100020088	半轴螺栓 Bolt	20	
38	201100090044	轮毂 Hub	2	
38	201100090049	轮毂 Hub	2	3.0t-3.8t 双轮 Double tyre

图 12 驱动桥总成
Fig.12 Drive axle assy

Ⓒ) CPCD30-XRW10B
Ⓓ) CPCD30/35/38-XRW56B

Ⓔ) CPCD30/35/38-XRW33B
Ⓕ) CPQD30/35/38-XRW22B

Ⓖ) CPCD30/35/38-XRW55B

序号 Item	物料码 Part No.	名称 Description	数量 Qty	备注或适用车型 Remarks or Serial No.
A2	201100000450	驱动桥总成 Drive axle assy	1	
1	见图14 See Fig.14	左制动器总成 Brake assy,LH	1	
2	201100250155	左支撑板 Left Plate	1	
3	300270010006	螺塞 M16×1.5 Plug M16×1.5	1	
4	300030140004	垫圈 16 Washer 16	1	
5	201100050029	呼吸器 Vented plug	1	
6	201100050038	内六角螺塞 Plug	1	
7	300030140016	垫圈 22 Washer 22	1	
8	201100060002	螺塞 Plug	1	
9	300030140006	垫圈 20 Washer 20	1	
10	201100100235	桥体 Axle	1	
11	201100020090	连接螺栓 Bolt	8	
12	201100250156	右支撑板 Right Plate	1	
13	201100040129	垫板 Plate	1	
14	300030010008	垫圈 24 Washer 24	8	

图 12 驱动桥总成
Fig.12 Drive axle assy

Ⓒ) CPCD30-XRW10B
Ⓗ) CPCD30/35/38-XRW56B

Ⓓ) CPCD30/35/38-XRW33B
Ⓘ) CPQD30/35/38-XRW22B

Ⓔ) CPCD30/35/38-XRW55B

序号 Item	物料码 Part No.	名称 Description	数量 Qty	备注或适用车型 Remarks or Serial No.
15	300020010028	螺母 M24 Nut M24	8	
16	见图15 See Fig.15	右制动器总成 Brake assy,RH	1	
17	300030090008	垫圈 14 Washer 14	16	
18	201100020102	制动器底板螺栓 Bolt, Brake plate assy	16	
19	300320010016	油封 FB105×140×12 Oil seal	2	
20	201100150008	油封座 Oil Seat	2	
21	201100130005	轴承 7816 Bearing	2	
22	201100090048	轮毂 Hub	2	
22	201100090049	轮毂 Hub		3.0t-3.8t 双轮 Double tyre
23	201100020014	轮毂螺栓 Bolt, Hub	12	3.0t-3.8t 单轮 Single tyre
23	201100020019	轮毂螺栓 Bolt, Hub	12	3.0t-3.8t 双轮 Double tyre
24	201100080004	轮毂螺母 Nut, Hub	12	
25	201100130001	轴承 7815 Bearing	2	
26	201100080006	锁紧螺母 Lock nut	2	
27	201100110002	锁紧片 Locking shim	2	

图 12 驱动桥总成
Fig.12 Drive axle assy

Ⓒ) CPCD30-XRW10B

Ⓓ) CPCD30/35/38-XRW33B

Ⓔ) CPCD30/35/38-XRW55B

Ⓗ) CPCD30/35/38-XRW56B

Ⓘ) CPQD30/35/38-XRW22B

序号 Item	物料码 Part No.	名称 Description	数量 Qty	备注或适用车型 Remarks or Serial No.
28	300030010014	垫圈 6 Washer 6	4	
29	300010040145	螺栓 M6×12 Bolt M6×12	4	
30	300320040006	油封 PD48×62×12 Oil seal	2	
31	201100160012	纸垫 Gasket	2	
32	201100010101	半轴 Half shaft	2	
33	300050030053	销 D12×35 Pin D12×35	2	
34	201100070009	压紧衬套 Clamp split-ring	18	
35	300030090002	垫圈 12 Washer 12	18	
36	310010020035	螺栓 Bolt	18	

图 13 驱动桥总成
Fig.13 Drive axle assy

ⓑ CPCD30/35/38-XRG72F
Ⓒ CPCD30/35/38-XRW55F

Ⓒ CPCD30-XRW10F
Ⓓ CPCD30/35/38-XRW56F

Ⓒ CPCD30/35/38-XRW33F
Ⓓ CPCD30/35/38-XRW92F

序号 Item	物料码 Part No.	名称 Description	数量 Qty	备注或适用车型 Remarks or Serial No.
A3	201100000467	驱动桥总成 Drive axle assy	1	
1	见图14 See Fig.14	左制动器总成 Brake assy,LH	1	
2	201100250155	左支撑板 Left Plate	1	
3	300270010006	螺塞 M16×1.5 Plug M16×1.5	1	
4	300030140004	垫圈 16 Washer 16	1	
5	201100050029	呼吸器 Vented plug	1	
6	201100050038	内六角螺塞 Plug	1	
7	300030140016	垫圈 22 Washer 22	1	
8	201100060002	螺塞 Plug	1	
9	300030140006	垫圈 20 Washer 20	1	
10	201100100245	桥体 Axle	1	
11	201100020090	连接螺栓 Bolt	8	
12	201100250156	右支撑板 Right Plate	1	
13	201100040129	垫板 Plate	1	
14	300030010008	垫圈 24 Washer 24	8	

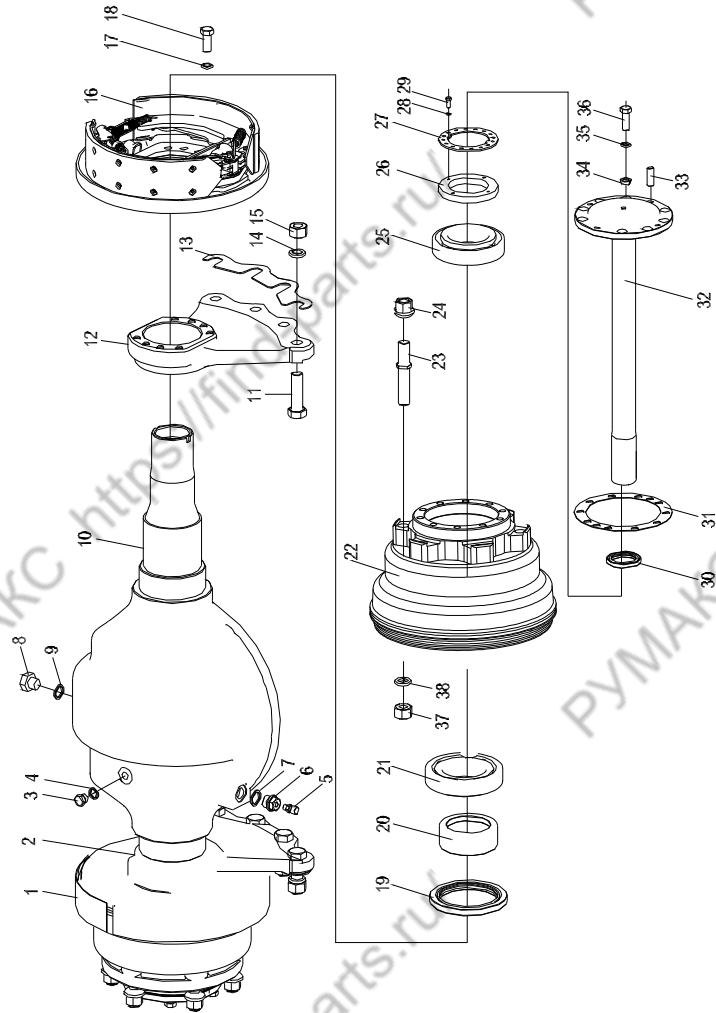


图 13 驱动桥总成
Fig.13 Drive axle assy

ⓑ CPD30/35/38-XRG72F
Ⓒ CPD30/35/38-XRW55F

Ⓒ CPD30-XRW10F
Ⓓ CPD30/35/38-XRW56F

Ⓒ CPD30/35/38-XRW33F
Ⓓ CPD30/35/38-XRW92F

序号 Item	物料码 Part No.	名称 Description	数量 Qty	备注或适用车型 Remarks or Serial No.
15	300020010028	螺母 M24 Nut M24	8	
16	见图15 See Fig.15	右制动器总成 Brake assy,RH	1	
17	300030090008	垫圈 14 Washer 14	16	
18	201100020102	制动器底板螺栓 Bolt, Brake plate assy	16	
19	300320010016	油封 FB105×140×12 Oil seal	2	
20	201100150008	油封座 Oil Seat	2	
21	201100130005	轴承 7816 Bearing	2	
22	201100090048	轮毂 Hub	2	
22	201100090049	轮毂 Hub		3.0t-3.8t 双轮 Double tyre
23	201100020014	轮毂螺栓 Bolt, Hub	12	3.0t-3.8t 单轮 Single tyre
23	201100020019	轮毂螺栓 Bolt, Hub	12	3.0t-3.8t 双轮 Double tyre
24	201100080004	轮毂螺母 Nut, Hub	12	
25	201100130001	轴承 7815 Bearing	2	
26	201100080006	锁紧螺母 Lock nut	2	
27	201100110002	锁紧片 Locking shim	2	

图 13 驱动桥总成
Fig.13 Drive axle assy

Ⓢ CPCD30/35/38-XRG72F
Ⓢ CPCD30/35/38-XRW56F

Ⓢ CPCD30-XRW10F
Ⓢ CPCD30/35/38-XRW55F

Ⓢ CPCD30/35/38-XRW33F
Ⓢ CPCD30/35/38-XRW92F

序号 Item	物料码 Part No.	名称 Description	数量 Qty	备注或适用车型 Remarks or Serial No.
28	300030010014	垫圈 6 Washer 6	4	
29	300010040145	螺栓 M6×12 Bolt M6×12	4	
30	300320040005	油封 PD45×62×12 Oil seal	2	
31	201100160012	纸垫 Gasket	2	
32	201100010102	半轴 Half shaft	2	
33	300050030053	销 D12×35 Pin D12×35	2	
34	201100070009	压紧衬套 Clamp split-ring	18	
35	300030090002	垫圈 12 Washer 12	18	
36	310010020035	螺栓 Bolt	18	

图 14 左制动器总成
Fig.14 Brake assy,LH

3.0t-3.8t
全部车型 All models of truck

序号 Item	物料码 Part No.	名称 Description	数量 Qty	备注或适用车型 Remarks or Serial No.
A1	201700000194	左制动器总成 Brake assy,LH	1	
1	810120000004	螺栓 M8×1.25×25-6g Bolt M8×1.25×25-6g	2	
2	810120000005	弹簧垫圈 8 Washer 8	2	
3	810120000006	胶堵 Cove adjusting hole	1	
4	810120000007	压簧拉杆 Spring parking	2	
5	810120000008	左制动器底板总成 Brake plate assy,LH	1	
6	810120000009	拉杆销 Pin	1	
7	810120000010	左手制动拉杆 Lever parking,LH	1	
A2	810120000011	制动蹄总成(左) Brake shoe assy,LH	1	包含/INC:8,20
8	NO PART NO.	制动蹄带摩擦片总成 Brake shoe	1	See Item A2,不单独提供 Do not supply separately
9	810120000012	压簧座 Spring seating	4	
10	810120000013	压簧 Spring	2	
11	810120000014	拉簧 Spring	1	
12	810120000015	左棘爪 Lever,LH	1	
13	810120000016	左扭簧 Twist spring,LH	1	

图 14 左制动器总成
Fig.14 Brake assy,LH

3.0t-3.8t
全部车型 All models of truck

序号 Item	物料码 Part No.	名称 Description	数量 Qty	备注或适用车型 Remarks or Serial No.
14	810120000017	左间隙调整器总成 Adjusting fitting assy,LH	1	
15	810120000018	弹簧拉线装置 Spring fitting assy	1	
16	810120000019	左回位弹簧（后） Return spring, Left rear	1	
17	810120000020	导向块 Oriented block	1	
18	810120000021	左回位弹簧（前） Return spring, Left Front	1	
19	810120000022	导向板 Guide Strip	1	
20	NO PART NO.	左制动蹄带摩擦片及挂 簧销总成 Left Brake shoe with spring pin	1	See Item A2 ,不单独提供 Do not supply separately
21	810120000023	制动分泵总成 Wheel cylinder assy	1	
21-1	810120000024	分泵皮碗 Cup,piston	2	
21-2	810120000025	制动分泵护罩 Cover,dust	2	
22	810120000026	扭簧销 Pin	1	
23	810120000027	左手制动推杆 Lever pushing,LH	1	
24	810120000028	杆销挡圈 Retainer	1	
25	810120000029	弹性垫片 Washer,lock	1	

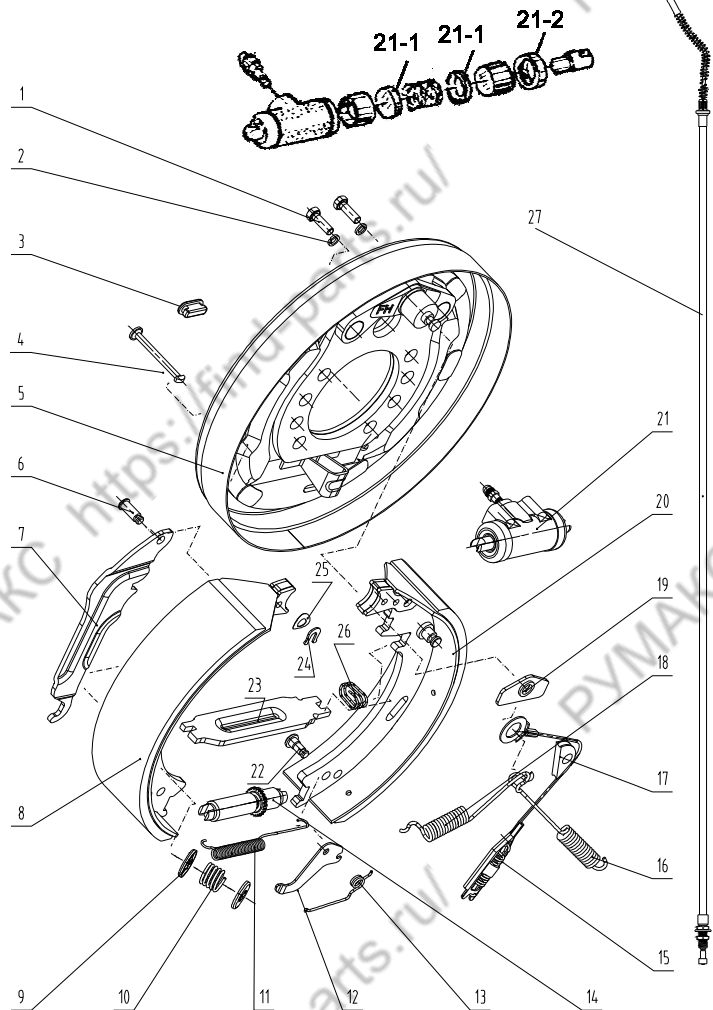


图 14 左制动器总成
Fig.14 Brake assy,LH

3.0t-3.8t
全部车型 All models of truck

序号 Item	物料码 Part No.	名称 Description	数量 Qty	备注或适用车型 Remarks or Serial No.
26	810120000030	弹簧 Spring	1	
27	201700050027	手制动钢索总成(左) Cable, Control,LH	1	

图 15 右制动器总成
Fig.15 Brake assy,RH

3.0t-3.8t
全部车型 All models of truck

序号 Item	物料码 Part No.	名称 Description	数量 Qty	备注或适用车型 Remarks or Serial No.
A1	201700000172	右制动器总成 Brake assy,RH	1	除外/Except Ⓔ Ⓕ Ⓖ Ⓗ Ⓘ Ⓙ Ⓚ Ⓛ Ⓜ Ⓝ
A2	201700000167	右制动器总成 Brake assy,RH	1	Ⓙ Ⓚ Ⓛ Ⓜ Ⓝ
A4	201700000257	右制动器总成 Brake assy,RH	1	Ⓔ Ⓕ Ⓖ Ⓗ Ⓘ
1	810120000004	螺栓 M8×1.25×25-6g Bolt M8×1.25×25-6g	2	
2	810120000005	弹簧垫圈 8 Washer 8	2	
3	810120000006	胶堵 Cove adjusting hole	1	
4	810120000007	压簧拉杆 Spring parking	2	
5	810120000032	右制动器底板总成 Brake plate assy,RH	1	
6	810120000009	拉杆销 Pin	1	
7	810120000033	右手制动拉杆 Lever parking,RH	1	
A3	810120000034	制动蹄总成(右) Brake shoe assy,RH	1	包含/INC:8,20
8	NO PART NO.	制动蹄带摩擦片总成 Brake shoe	1	
9	810120000012	压簧座 Spring seating	4	
10	810120000013	压簧 Spring	2	

图 15 右制动器总成
Fig.15 Brake assy,RH

3.0t-3.8t
全部车型 All models of truck

序号 Item	物料码 Part No.	名称 Description	数量 Qty	备注或适用车型 Remarks or Serial No.
11	810120000014	拉簧 Spring	1	
12	810120000035	右棘爪 Lever,RH	1	
13	810120000036	右扭簧 Twist spring,RH	1	
14	810120000037	右间隙调整器总成 Adjusting fitting assy,RH	1	
15	810120000018	弹簧拉线装置 Spring fitting assy	1	
16	810120000038	右回位弹簧（后） Return spring, Right rear	1	
17	810120000020	导向块 Oriented block	1	
18	810120000039	右回位弹簧（前） Return spring, Right Front	1	
19	810120000022	导向板 Guide Strip	1	
20	NO PART NO.	右制动蹄带摩擦片及挂簧销总成 Right Brake shoe with spring pin	1	
21	810120000023	制动分泵总成 Wheel cylinder assy	1	
21-1	810120000024	分泵皮碗 Cup,piston	2	
21-2	810120000025	制动分泵护罩 Cover,dust	2	

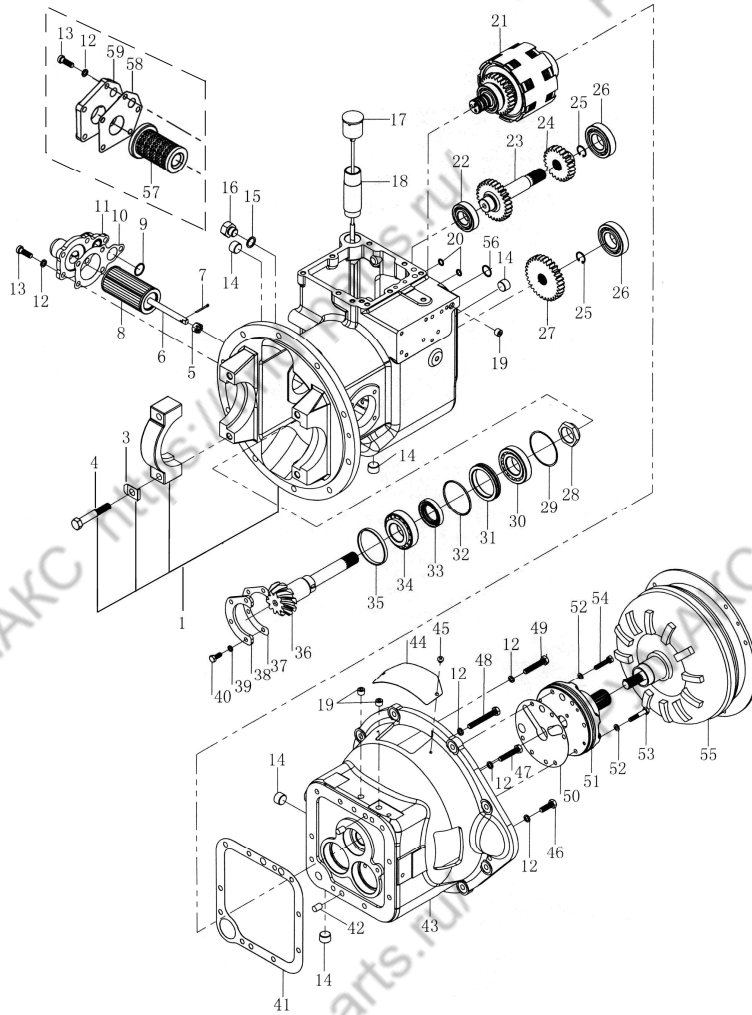
图 15 右制动器总成
Fig.15 Brake assy,RH

3.0t-3.8t
全部车型 All models of truck

序号 Item	物料码 Part No.	名称 Description	数量 Qty	备注或适用车型 Remarks or Serial No.
22	810120000026	扭簧销 Pin	1	
23	810120000040	右手制动推杆 Lever pushing,RH	1	
24	810120000028	杆销挡圈 Retainer	1	
25	810120000029	弹性垫片 Washer,lock	1	
26	810120000030	弹簧 Spring	1	
27	201700050017	手制动钢索总成(右) Cable, Control,RH	1	除外/Except B2 C2 D2 H2 G2 C1 D1 G1 H1 I1
27	201700050018	手制动钢索总成(右) Cable, Control,RH	1	C1 D1 G1 H1 I1
27	201700040068	手制动钢索总成(右) Cable, Control,RH	1	B2 C2 D2 H2 G2

图 16 变速箱（液力式）绍兴 SHAOXIN
Fig. 16 Transmission(tor-con type)

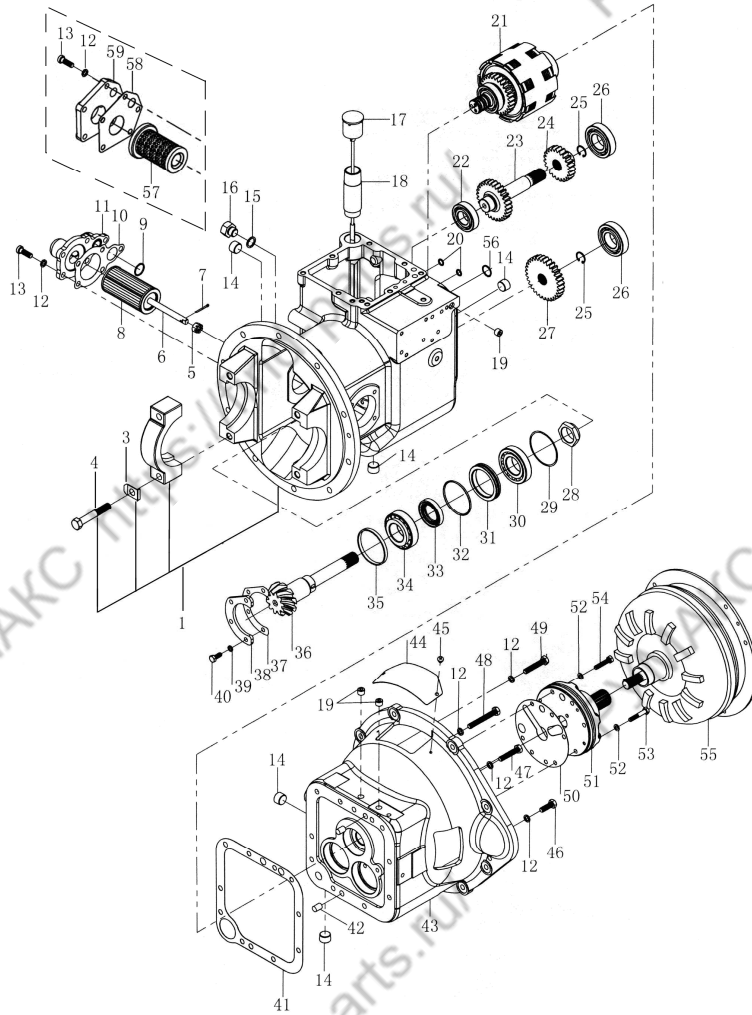
1.0t-3.8t
XYQXD 系列液力变速箱
XYQXD Series Hydrodynamic Gearbox



序号 Item	物料码 Part No.	名称 Description	数量 Qty	备注或适用车型 Remarks or Serial No.
1	81011000022	液力变速箱壳体组件 Case assy, Transmission	1	1t-1.8t:
	81011000023	液力变速箱壳体组件 Case assy, Transmission	1	2t-3.8t
3	81011000024	锁片 Plate, Lock	4	1t-1.8t:
	81011000025	锁片 Plate, Lock	4	2t-3.8t
4	81011000026	螺栓 Bolt	4	
5	81011000027	螺母 M12 Nut M12	1	2t-3.8t,
6	81011000028	螺杆 Screw	1	2t-3.8t,
7	81011000029	开口销 3.2×28 Cotter pin 3.2×28	1	2t-3.8t,
8	81011000030	滤网组件 Filter components	1	2t-3.8t,
9	81011000031	O 形密封圈 28×2.4 O-ring 28×2.4	1	2t-3.8t,
10	81011000032	纸垫 Paper pad	1	2t-3.8t,
11	81011000033	油滤座 Oil filter seat	1	2t-3.8t,
12	81011000034	垫圈 10 Washer 10	14	
13	81011000035	螺钉 M10×30 Screw M10×30	5	

图 16 变速箱 (液力式) 绍兴 SHAOXIN
Fig. 16 Transmission (tor-con type)

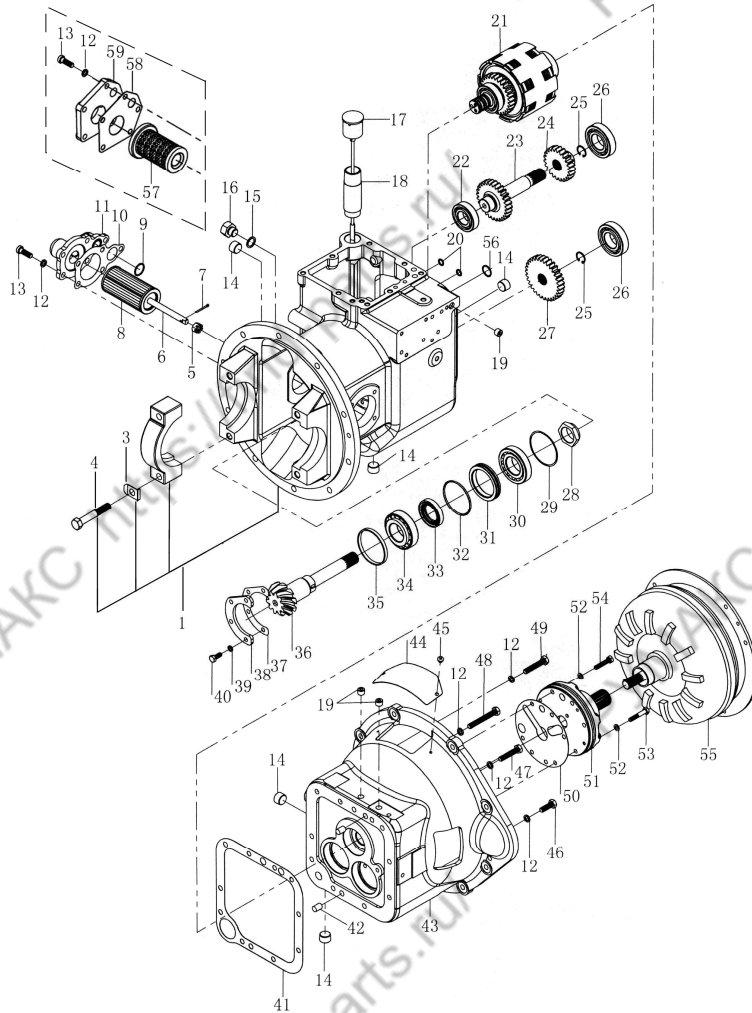
1.0t-3.8t
XYQXD 系列液力变速箱
XYQXD Series Hydrodynamic Gearbox



序号 Item	物料码 Part No.	名称 Description	数量 Qty	备注或适用车型 Remarks or Serial No.
14	810110000036	螺塞 R1/2 Screw plug R1/2	3	
15	810110000037	密封垫 18×24×2 Gasket 18×24×2	1	
16	810110000038	螺塞 Screw plug	1	
17	810110000039	加油器盖组件 Fuel lid assy	1	
18	810110000040	加油管 Pipe oil fill	1	
19	810110000041	螺塞 R1/4 Screw plug R1/4	3	
20	810110000042	O 形密封圈 15×2.4 O-ring 15×2.4	2	
21	810110000043	液力离合器总成 Hydraulic clutch, Assy	1	1t-1.8t 见图 17 See Fig.17
21	810110000044	液力离合器总成 Hydraulic clutch, Assy	1	2t-3.8t 见图 17 See Fig.17
22	810110000045	轴承 6206 Bearing 6206	1	
23	810110000046	惰轮轴 Shaft, Idler	1	
24	810110000047	惰轮 Gear, Idler	1	
25	810110000048	孔用弹性挡圈 24 Circlips for holes 24	2	
26	810110000049	轴承 6207 Bearing 6207	2	
27	810110000050	输出齿轮 Output gear	1	

图 16 变速箱 (液力式) 绍兴 SHAOXIN
Fig. 16 Transmission (tor-con type)

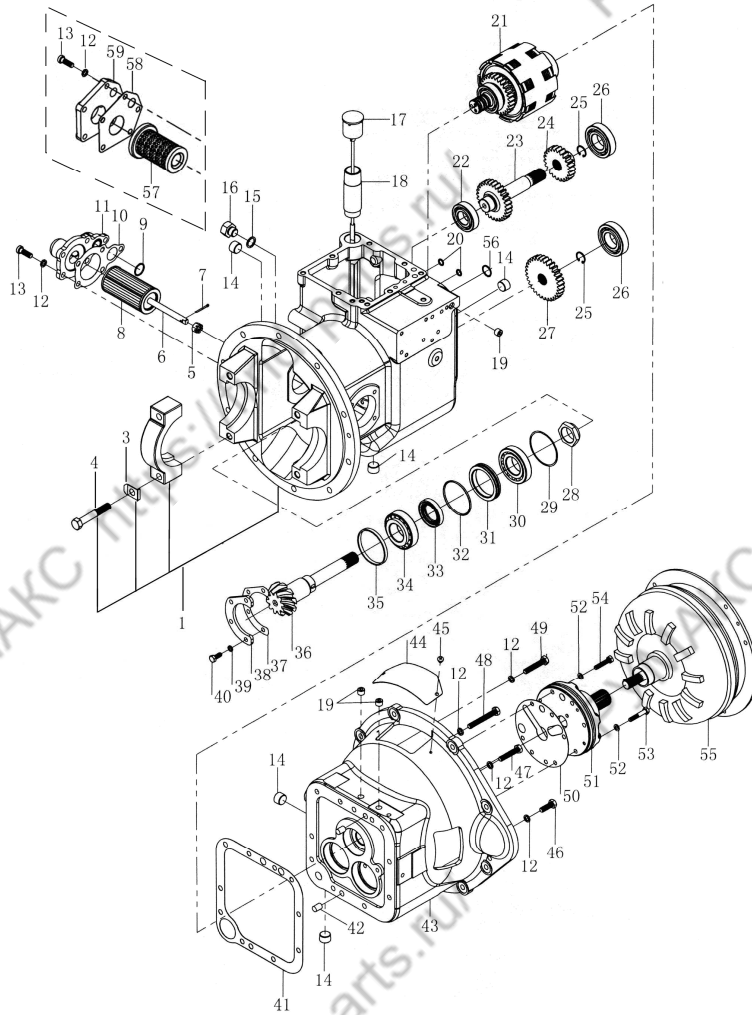
1.0t-3.8t
XYQXD 系列液力变速箱
XYQXD Series Hydrodynamic Gearbox



序号 Item	物料码 Part No.	名称 Description	数量 Qty	备注或适用车型 Remarks or Serial No.
28	810110000051	锁紧螺母 Nut	1	
29	810110000052	垫 Pad		按需 Need
30	810110000053	轴承 30208 Bearing 30208	1	
31	810110000054	油封保持架 Retainer, Oil seal	1	
32	810110000055	O 形圈 80×3.1 O-ring 80×3.1	1	
33	810110000056	输出轴油封 Seal, Oil	1	
34	810110000057	轴承 32208 Bearing 32208	1	
35	810110000058	轴环 Collar	1	
36	1t-1.8t, 见图 20 序号 7 See Fig.20 Item 7	输出轴 Shaft, Output	1	
36	2t-2.5t, 见图 20 序号 7 See Fig.20 Item 7	输出轴 Shaft, Output	1	
36	3t-3.8t, 见图 20 序号 7 See Fig.20 Item 7	输出轴 Shaft, Output	1	
37	810110000059	垫片 Shim		按需 Need
38	810110000060	支承片 Plate, Bearing support	1	
39	810110000061	垫圈 8 Washer 8	4	
40	810110000062	螺栓 M8×20 Bolt M8×20	4	

图 16 变速箱 (液力式) 绍兴 SHAOXIN
Fig. 16 Transmission (tor-con type)

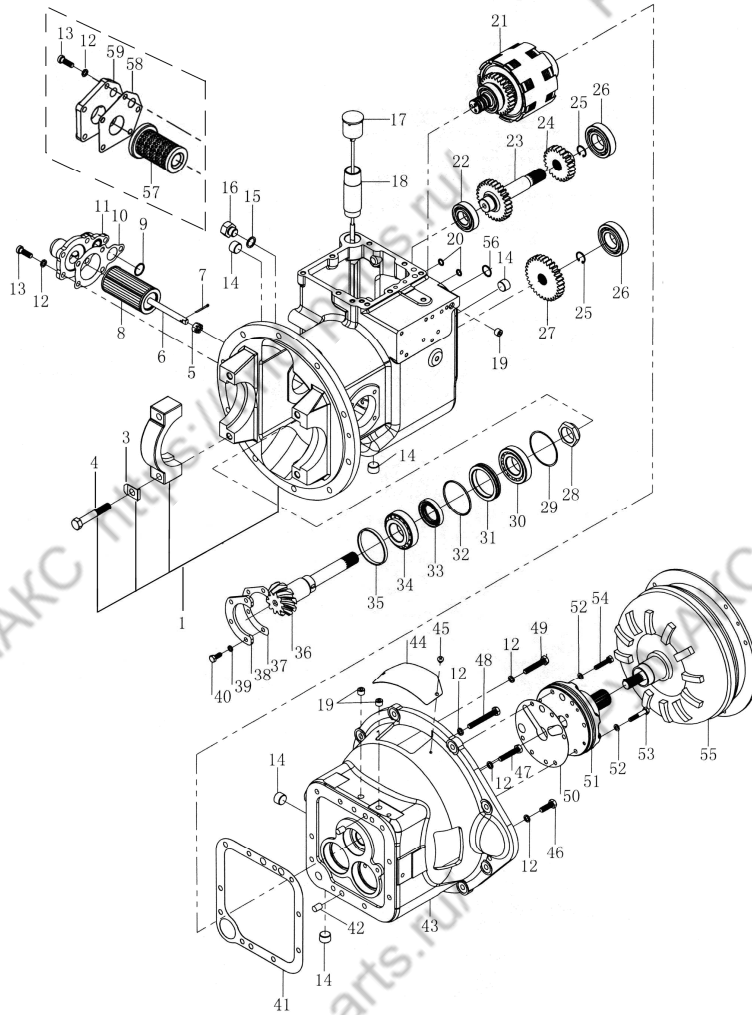
1.0t-3.8t
XYQXD 系列液力变速箱
XYQXD Series Hydrodynamic Gearbox



序号 Item	物料码 Part No.	名称 Description	数量 Qty	备注或适用车型 Remarks or Serial No.
41	810110000063	垫片 Shim	1	
42	810110000064	圆柱销 B12×20 Pin, Parallel B12×20	2	
43	810110000065	变矩器壳体 Case, Torque-converter	1	XYQXD18
	810110000066	变矩器壳体 Case, Torque-converter	1	XYQXD18A
	810110000067	变矩器壳体 Case, Torque-converter	1	XYQXD25, XYQXD30
	810110000068	变矩器壳体 Case, Torque-converter	1	XYQXD25A, XYQXD30A
44	810110000069	盖板 Cover	1	
45	810110000070	十字槽螺钉 M6×12 Screw M6×12	2	
46	810110000071	螺栓 M10×30 Bolt M10×30	4	
47	810110000072	螺栓 M10×50 Bolt M10×50	1	
48	810110000073	螺栓 M10×75 Bolt M10×75	1	
49	810110000074	螺栓 M10×55 Bolt M10×55	3	
50	810110000075	垫片 Shim	1	
51	810110000076	油泵总成 Charging pump	1	见图 19 See Fig.19
52	810110000077	密封圈 8×14×1.5 Gasket 8×14×1.5	6	

图 16 变速箱 (液力式) 绍兴 SHAOXIN
Fig. 16 Transmission (tor-con type)

1.0t-3.8t
XYQXD 系列液力变速箱
XYQXD Series Hydrodynamic Gearbox



序号 Item	物料码 Part No.	名称 Description	数量 Qty	备注或适用车型 Remarks or Serial No.
53	810110000078	螺栓 M8×45 Bolt M8×45	4	
54	810110000079	螺栓 M8×40 Bolt M8×40	2	
55	810110000080	YJH265E-2 液力变矩器 Torque-converter	1	XYQXD18
55	810110000081	YJH265E-3 液力变矩器 Torque-converter	1	XYQXD18A
55	810110000082	YJH265G-2 液力变矩器 Torque-converter	1	XYQXD25, XYQXD30
55	810110000083	YJH265G-3 液力变矩器 Torque-converter	1	XYQXD25A, XYQXD30A
56	810110000084	O 形密封圈 24×2.4 O-ring 24×2.4	1	
57	810110000085	滤网组件 Filter components	1	1t-1.8t,
58	810110000086	滤油座纸垫 Paper pad, Oil filter seat	1	1t-1.8t,
59	810110000087	油滤座 Oil filter seat	1	1t-1.8t,

图 17 液力离合器（液力式）绍兴 SHAOXIN
Fig.17 Hydraulic clutch(tor-con type)

1.0t-3.8t
XYQXD 系列液力变速箱
XYQXD Series Hydrodynamic Gearbox

序号 Item	物料码 Part No.	名称 Description	数量 Qty	备注或适用车型 Remarks or Serial No.
A1	810110000043	液力离合器总成 Hydraulic clutch,Assy	1	1t-1.8t
A2	810110000044	液力离合器总成 Hydraulic clutch,Assy	1	2t-3.8t
1	810110000091	输入轴组件 Shaft assy,Input	1	
2	810110000092	密封环 (A) Ring,Seal	4	
3	810110000045	轴承 6206 Bearing 6206	2	
4	810110000094	离合器-止推环 (B) Ring,Thrust	2	
5	810110000095	滚针轴承 Bearing,Needle	2	
6	810110000096	倒车档齿轮 Gear,Reverse	1	
7	810110000097	前进档齿轮 Gear,Forward	1	
8	810110000098	离合器-止推环 (A) Ring,Thrust	2	
9	300060030016	轴用弹性挡圈 40 Circlips for shaft 40	2	
10	810110000100	弹簧座 Seat,Spring	2	
11	810110000101	回程弹簧 Spring,Return	2	
12	810110000102	卡环 Snap ring	2	
13	810110000103	端板 Plate,End	8	1t-3.8t

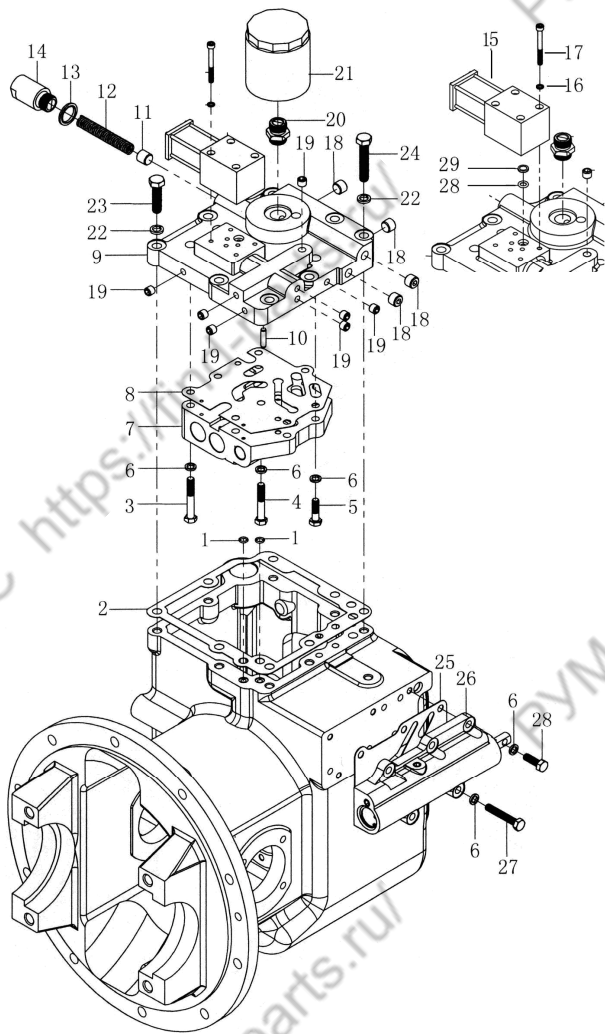
图 17 液力离合器（液力式）绍兴 SHAOXIN
Fig.17 Hydraulic clutch(tor-con type)

1.0t-3.8t
XYQXD 系列液力变速箱
XYQXD Series Hydrodynamic Gearbox

序号 Item	物料码 Part No.	名称 Description	数量 Qty	备注或适用车型 Remarks or Serial No.
14	810110000104	摩擦片 Disk,Friction	8	1t-1.8t
	810110000104	摩擦片 Disk,Friction	10	2t-3.8t
15	810110000106	隔片 Spacer	6	1t-1.8t,
	810110000107	隔片 Spacer	8	2t-3.8t
16	810110000108	活塞组件 Piston assy		INC:16,18,19
17	810110000109	密封环 (B) Ring,seal	2	
18	No Part No.	堵塞 Plug	2	
19	No Part No.	钢球 3.1750G200b Ball,Steel3.1750G200b	2	
20	810110000110	O 形圈 40x3.5 O-ring, 40x3.5	2	
21	810110000111	螺钉 M8x8 Screw, M8x8	2	
22	810110000112	蝶形板 Disc shaped plate	2	1t-1.8t

图 18 盖、控制阀、微动阀（液力式）绍兴
Fig.18 Cover control valve & inching valve (tor-con type) SHAOXIN

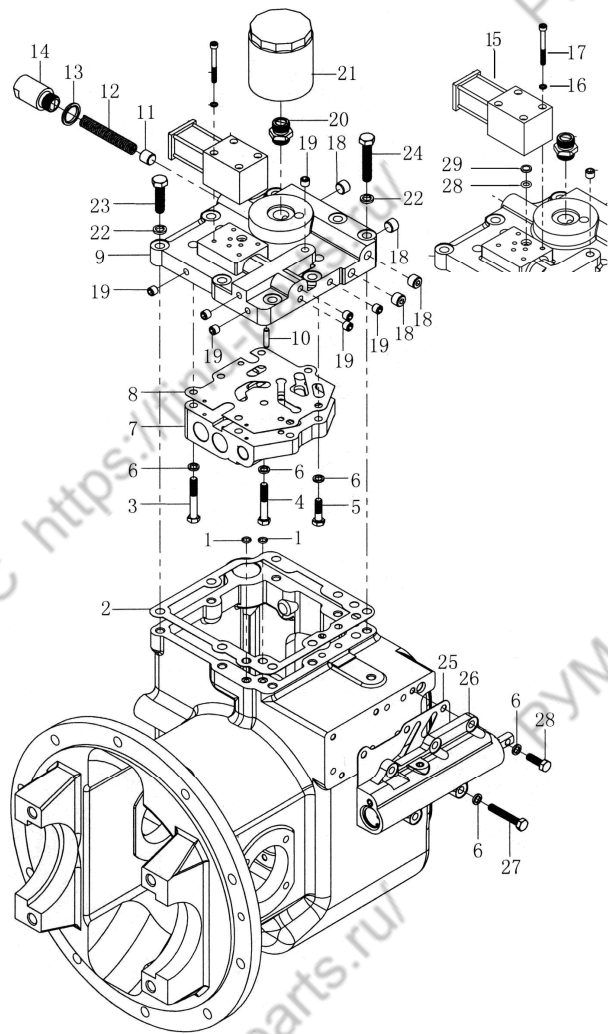
1.0t-3.8t
YQXD（电磁阀换向）系列液力变速箱
YQXD (Solenoid valve Commutation) Series Hydrodynamic Gearbox



序号 Item	物料码 Part No.	名称 Description	数量 Qty	备注或适用车型 Remarks or Serial No.
1	810110000113	O 形密封圈 11×1.9 O-ring 11×1.9	2	
2	810110000114	垫片 Shim	1	
3	810110000115	螺栓 M8×55 Bolt M8×55	3	
4	810110000116	螺栓 M8×50 Bolt M8×50	3	
5	810110000117	螺栓 M8×30 Bolt M8×30	2	
6	810110000061	弹簧挡圈 8 Washer 8	13	
A1	810110000119	盖和控制阀总成 Assy, Cover Control valve	1	包含 INC:7-14,18-20,
7	810110000120	控制阀总成 Control valve	1	不单独提供 Do not supply separately
8	810110000121	密封垫 Gasket	1	
9	810110000122	壳体盖 Cover,Case	1	不单独提供 Do not supply separately
10	810110000123	圆柱销 A6×25 Pin,Parallel A6×25	1	
11	810110000124	活塞 Piston	1	
12	810110000125	弹簧 Spring	1	
13	810110000126	组合密封垫 20 Combination gasket 20	1	
14	810110000127	安全阀盖 Cup	1	

图 18 盖、控制阀、微动阀（液力式）绍兴
Fig.18 Cover control valve & inching valve (tor-con type) SHAOXIN

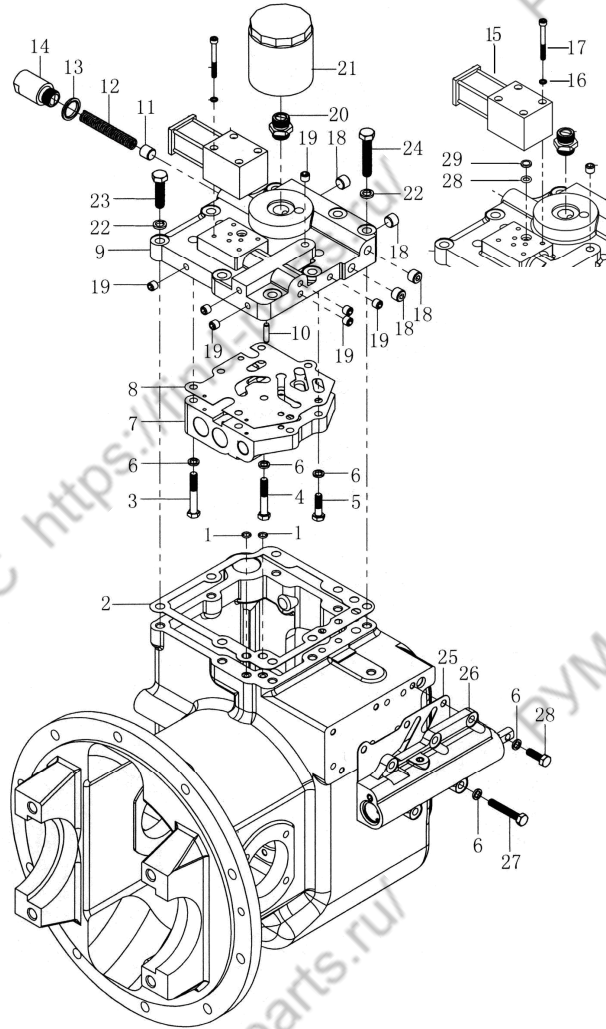
1.0t-3.8t
YQXD（电磁阀换向）系列液力变速箱
YQXD (Solenoid valve Commutation) Series Hydrodynamic Gearbox



序号 Item	物料码 Part No.	名称 Description	数量 Qty	备注或适用车型 Remarks or Serial No.
15	810110000128	电磁换向阀, 四线插头 Solenoid valve, 4-way plug	1	≥2012-01 防水接插件 Plug & Socket Waterproof
16	810110000129	弹簧挡圈 5 Spring block circle 5	4	
17	810110000130	螺钉 M5×50 Screw M5×50	4	
18	810110000131	内六角螺塞 ZG1/4 Plug, Hexagon ZG1/4	4	
19	810110000132	内六角螺塞 ZG1/8 Plug, Hexagon ZG1/8	7	
20	810110000133	管接头 Nipple	1	
21	810110000134	滤油器 (II) Oil filter	1	
22	810110000034	垫圈 10 Washer 10	8	
23	810110000136	螺栓 M10×40 Bolt M10×40	6	
24	810110000074	螺栓 M10×55 Bolt M10×55	2	
25	810110000138	衬垫 Liner	1	
26	810110000139	微动阀总成 Inching valve	1	
27	810110000140	螺栓 M8×50 Bolt M8×50	2	
28	810110000141	螺栓 M8×25 Bolt M8×25	3	

图 18 盖、控制阀、微动阀（液力式）绍兴
 Fig.18 Cover control valve & inching valve (tor-con type) SHAOXIN

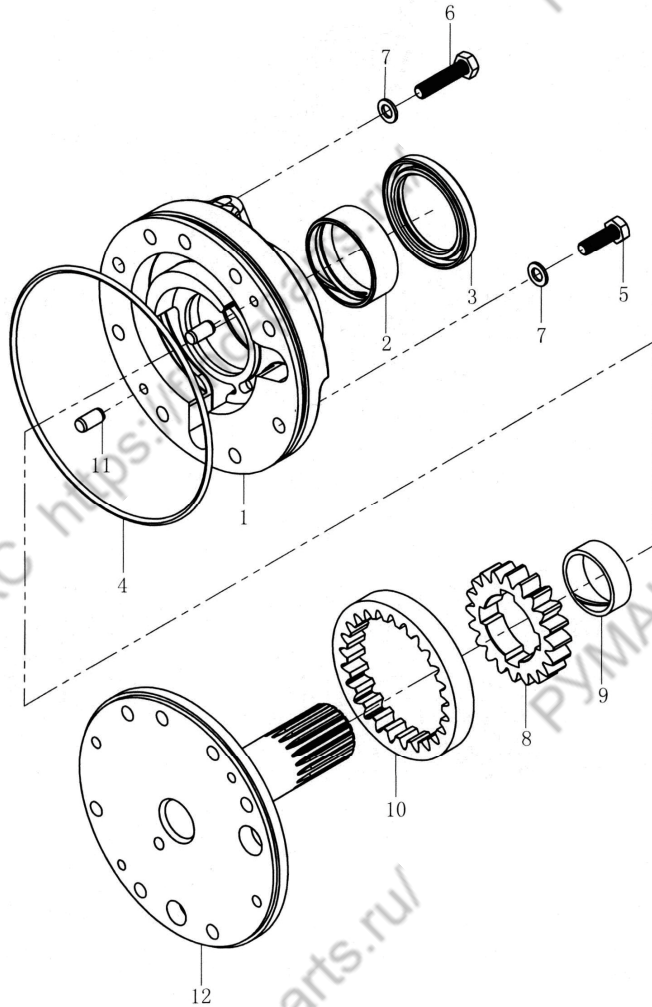
1.0t-3.8t
 YQXD（电磁阀换向）系列液力变速箱
 YQXD (Solenoid valve Commutation) Series Hydrodynamic Gearbox



序号 Item	物料码 Part No.	名称 Description	数量 Qty	备注或适用车型 Remarks or Serial No.
29	810110000142	O形密封圈 12×2.4 O-ring 12×2.4	1	
30	810110000143	滤网 Filter screen	1	

图 19 供油泵（液力式）绍兴 SHAOXIN
Fig.19 Charging pump(tor-con type)

1.0t-3.8t
XYQXD（电磁阀换向）系列液力变速箱
XYQXD (Solenoid valve Commutation) Series Hydrodynamic Gearbox



序号 Item	物料码 Part No.	名称 Description	数量 Qty	备注或适用车型 Remarks or Serial No.
A	810110000076	油泵总成 Charging pump	1	见图 16 序号 51 See Fig.16 Item 51
1	810110001413	泵壳 Case,Pump	1	
2	810110000146	衬套 Bushing	1	
3	810110000147	油封（F）B50×68×8 Seal,Oil B50×68×8	1	
4	810110000148	O 型密封圈 145×3.55 O-ring 145×3.55	1	
5	810110000141	螺栓 M8×25 Bolt M8×25	1	
6	810110000150	螺栓 M8×35 Bolt M8×35	1	
7	810110000077	密封圈 8×14×1.5 Gasket 8×14×1.5	2	
8	810110001412	主动齿轮 Gear,Drive	1	
9	810110000153	衬套 Bushing	1	
10	810110000154	被动齿轮 Gear,Driven	1	
11	810110001411	圆柱销 B8×16 Pin,Parallel B8×16	2	
12	810110000155	导轮座 Support,Starter	1	

图 20 减速器和差速器 (绍兴)
Fig.20 Reduction & differential (ShaoXin)

1.0t-3.8t
全部车型 All models of truck

序号 Item	物料码 Part No.	名称 Description	数量 Qty	备注或适用车型 Remarks or Serial No.
1	810110000156	螺栓 M10×25 Bolt M10×25	8	
2	810110000034	垫圈 10 Washer 10	8	
3	810110000158	轴承盖 Cover,Bearing	2	
4	810110000159	O 型密封圈 75×3.1 O-ring 75×3.1	2	
5	810110000160	垫片 (δ=0.1,0.2,0.5) Shim (δ=0.1,0.2,0.5)		按需 Need
6	810110000161	轴承 32207 Bearing 32207	2	
7	810110000162	螺旋伞齿轮组件 Spiral bevel gear assy	1	1t-1.8t 液力车
	810110000163	螺旋伞齿轮组件 Spiral bevel gear assy	1	2t-3.8t 液力车
	810110000164	螺旋伞齿轮组件 Spiral bevel gear assy	1	1t-1.8t 机械车
	810110000165	螺旋伞齿轮组件 Spiral bevel gear assy	1	2t-2.5t 机械车
	810110000166	螺旋伞齿轮组件 Spiral bevel gear assy	1	3t-3.8t 机械车
8	810110000167	衬套 Bushing	1	
9	810110000168	齿轴 Shaft,Final pinion	1	1t-1.8t
	810110000169	齿轴 Shaft,Final pinion	1	2t-2.5t
	810110000170	齿轴 Shaft,Final pinion	1	3t-3.8t 机械车

图 20 减速器和差速器 (绍兴)
Fig.20 Reduction & differential (ShaoXin)

1.0t-3.8t
全部车型 All models of truck

序号 Item	物料码 Part No.	名称 Description	数量 Qty	备注或适用车型 Remarks or Serial No.
9	810110000171	齿轴 Shaft,Final pinion	1	3t-3.8t 液力车
A1	810110000172	差速器总成 Differential assy	1	1t-1.8t 包含/INC:10-23
A1	810110000173	差速器总成 Differential assy	1	2t-2.5t XJDS 机械变速箱 Mechanical Gearbox 包含/INC:10-23
A2	810110000174	差速器总成 Differential assy	1	2t-2.5t 液力变速箱 Hydrodynamic Gearbox 包含/ INC:10-12,16-24
A3	810110000175	差速器总成 Differential assy	1	3t-3.8t 包含/INC:10-25
10	810110000176	大齿圈 Gear ring	1	1t-1.8t
	810110000177	大齿圈 Gear ring	1	2t-2.5t
	810110000178	大齿圈 Gear ring	1	3t-3.8t
B	810110000179	差速器壳体组件 Case assy,Differential Gear	1	1t-1.8t
B	810110000180	差速器壳体组件 Case assy,Differential Gear	1	2t-2.5t
B	810110000181	差速器壳体组件 Case assy,Differential Gear	1	3t-3.8t
11	NO PART NO.	差速器右半壳 Case RH, Differential Gear	1	
12	NO PART NO.	差速器左半壳 Case LH, Differential Gear	1	

图 20 减速器和差速器 (绍兴)
Fig.20 Reduction & differential (ShaoXin)

1.0t-3.8t
全部车型 All models of truck

序号 Item	物料码 Part No.	名称 Description	数量 Qty	备注或适用车型 Remarks or Serial No.
13	810110000182	螺栓 Bolt	12	1t-1.8t
13	810110000183	螺栓 Bolt	16	2t-3.8t
14	810110000184	锁紧垫片 Washer,Lock	6	1t-1.8t
	810110000185	锁紧垫片 Washer,Lock	8	2t-2.5t
	810110000186	锁紧垫片 Washer,Lock	8	3t-3.8t
15	810110000187	螺母 M10×1.25 Nut M10×1.25	12	1t-1.8t
15	810110000187	螺母 M10×1.25 Nut M10×1.25	12	2.0t-2.5t
15	810110000187	螺母 M10×1.25 Nut M10×1.25	28	3t-3.8t
16	810110000188	垫圈 Washer	2	1t-1.8t
16	810110000189	垫圈 Washer	2	2t-3.8t
17	810110000190	半轴齿轮 Gear side	2	1t-1.8t
17	810110000191	半轴齿轮 Gear side	2	2t-3.8t
18	810110000192	十字齿轮轴 Cross gear shaft	1	1t-1.8t
18	810110000193	十字齿轮轴 Cross gear shaft	1	2t-3.8t
21	810110000194	行星齿轮 Planetary pinion	4	1t-1.8t

图 20 减速器和差速器 (绍兴)
Fig.20 Reduction & differential (ShaoXin)

1.0t-3.8t
全部车型 All models of truck

序号 Item	物料码 Part No.	名称 Description	数量 Qty	备注或适用车型 Remarks or Serial No.
21	810110000195	行星齿轮 Planetary pinion	4	2t-3.8t
22	810110000196	止推垫圈 Washer,Thrust	4	1t-1.8t
	810110000197	止推垫圈 Washer,Thrust	4	2t-3.8t
23	810110000198	轴承 6211 Bearing 6211	2	1t-1.8t
	810110000199	轴承 6213 Bearing 6213	2	2t-3.8t
24	810110000200	螺栓 Bolt	12	2t-3.8t
25	810110000201	锁紧垫片 Washer,Lock	6	3t-3.8t

图 21 变速器(机械式 其 1) 绍兴 ShaoXin
Fig.21 Transmission(clutch type part-1)

1.0t-3.8t
XJDS 系列机械变速箱
XJDS Series Mechanical Gearbox

序号 Item	物料码 Part No.	名称 Description	数量 Qty	备注或适用车型 Remarks or Serial No.
1	810110000037	密封垫圈 18×24×2 Washer 18×24×2	1	
2	810110000038	螺塞 M18×1.5 Plug M18×1.5	1	
4	810110000034	弹簧垫圈 10 Washer lock 10	10	
5	810110000205	螺栓 M10×20 Bolt M10×20	10	
6	810110000206	O 形密封圈 28×3.5 O-ring	1	
7	810110000207	外齿弹性垫圈 Washer	1	
8	810110000208	滑动螺杆 Bolt,slide	1	
9	810110000209	钢球通气塞 Z"1/8"—27 Air breather	1	
10	810110000210	密封圈 14×24×1 Seal ring 14×24×1	2	
11	810110000211	倒车灯开关 Switch,back-lamp	2	
12	810110000212	拨叉 Fork,shift	1	
13	810110000213	拨叉 Fork,shift	1	
14	810110000214	弹簧 Spring	2	
15	810110000215	钢球 10.0000 G2006 Ball,steel	2	

图 21 变速器(机械式 其 1) 绍兴 ShaoXin
Fig.21 Transmission(clutch type part-1)

1.0t-3.8t
XJDS 系列机械变速箱
XJDS Series Mechanical Gearbox

序号 Item	物料码 Part No.	名称 Description	数量 Qty	备注或适用车型 Remarks or Serial No.
16	810110000216	传动杆 Lever,shift	2	
17	810110000217	半圆键 5×19 Key,woodruf 5×19	2	
18	810110000218	O 形圈 22×2.4 O-ring 22×2.4	2	
19	810110000219	轴用弹性挡圈 22 Snap ring 22	2	
20	810110000220	换挡杆 Rod,shift	1	
21	810110000221	O 形密封圈 20×2.5 O-ring 20×2.5	1	
22	810110000222	塞 Plug	1	
23	810110000223	O 形密封圈 35×3.1 O-ring 35×3.1	1	
24	810110000224	轴臂 Supporter,arm shaft	1	
25	810110000225	螺母 M10 Nut M10	1	
26	810110000226	螺栓 M10×45 Bolt M10×45	1	
27	810110000061	弹簧垫圈 8 Washer lock 8	2	
28	810110000062	螺栓 M8×20 Bolt M8×20	2	
29	810110000229	箱盖垫片 Gasket,case cover	1	
30	810110000230	箱盖 Cover,case	1	

图 22 变速器(机械式 其 2) 绍兴 ShaoXin
Fig.22 Transmission(clutch type part-2)

1.0t-3.8t
XJDS 系列机械变速箱
XJDS Series Mechanical Gearbox

序号 Item	物料码 Part No.	名称 Description	数量 Qty	备注或适用车型 Remarks or Serial No.
1	810110000232	孔用弹性挡圈 80 Snap ring 80	1	
2	810110000233	轴承垫圈 Spacer	1	
3	810110000234	轴用弹性挡圈 35 Snap ring 35	1	
4	810110000235	隔圈 Spacer	1	
5	810110000236	止动环 72/78.6 Ring,thrust	1	
6	810110000237	轴承 6207N bearing	1	
7	810110000238	隔套 Spacer	1	
8	810110000049	轴承 6207 bearings	1	
9	810110000240	输入齿轮 Gear,input	1	
10	810110000241	主动轴 Shaft,main drive	1	
11	810110000242	轴用弹性挡圈 25 Snap ring	2	
12	810110000243	轴承 6005 bearing	1	
13	810110000244	孔用弹性挡圈 47 Snap ring	1	
14	810110000245	油封 25×40×8 Seal,oil	1	
15	810110000246	轴承架 Retainer,bearing	1	

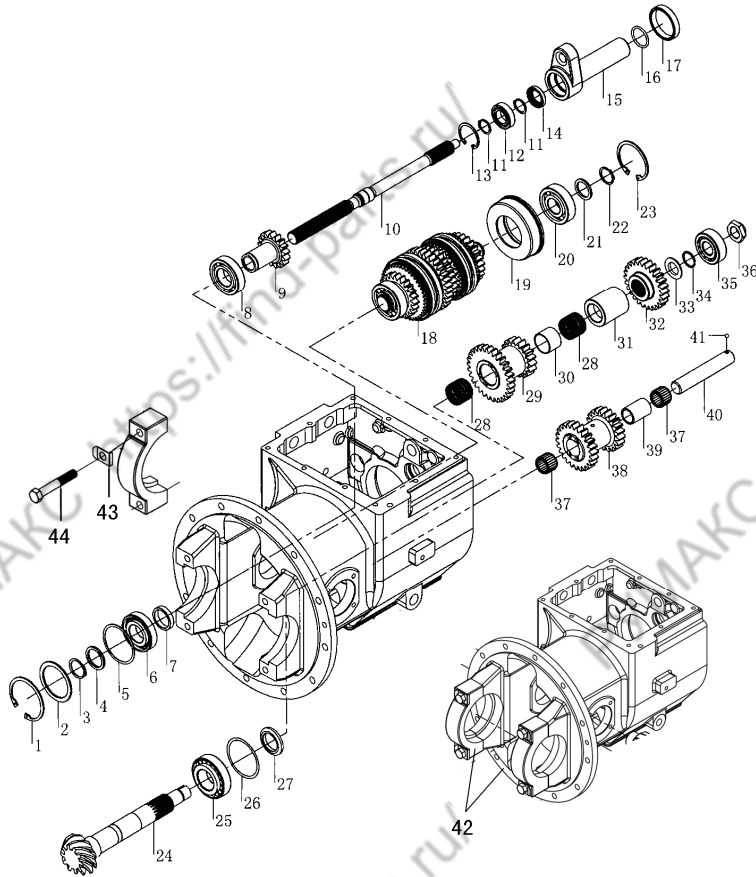


图 22 变速器(机械式 其 2) 绍兴 ShaoXin
Fig.22 Transmission(clutch type part-2)

1.0t-3.8t
XJDS 系列机械变速箱
XJDS Series Mechanical Gearbox

序号 Item	物料码 Part No.	名称 Description	数量 Qty	备注或适用车型 Remarks or Serial No.
16	810110000247	O 形密封圈 42×3.5 O-ring	1	
17	810110000248	轴环 Collar	1	
18	810110000249	主轴组件 Spindle assy	1	见图 23 See Fig. 23
19	810110000250	轴承保持圈 Retainer, bearing	1	
20	810110000251	轴承 6306 bearing	1	
21	810110000252	隔圈 Spacer	1	
22	810110000253	轴用弹性挡圈 30 Snap ring	1	
23	810110000254	孔用弹性挡圈 72 Snap ring	1	
24	810110000255	输出轴 Shaft,output	1	1t-1.8t
	810110000256			2t-3.8t
25	810110000057	轴承 32208 bearing	1	
26	810110000258	垫片 δ=0.1 Shim	按需 Need	
	810110000259	垫片 δ=0.2 Shim		
	810110000260	垫片 δ=0.3 Shim		

图 22 变速器(机械式 其 2) 绍兴 ShaoXin
Fig.22 Transmission(clutch type part-2)

1.0t-3.8t
XJDS 系列机械变速箱
XJDS Series Mechanical Gearbox

序号 Item	物料码 Part No.	名称 Description	数量 Qty	备注或适用车型 Remarks or Serial No.
27	810110000261	止推垫圈 Washer,stop	1	1t-1.8t
27	810110000262	止推垫圈 Washer,stop	1	2t-3.8t
28	810110000263	滚针轴承 Bearing,needle	2	
29	810110000264	双联齿轮 Gear,cluster	1	
30	810110000265	衬套 Spacer	1	
31	810110000266	衬套 Spacer	1	
32	810110000267	输出齿轮 Gear,output	1	
33	810110000268	止推板 Plate,thrust	1	
34	810110000269	隔环 spacer ring	1	
35	810110000270	轴承 32305 Bearing 32305	1	
36	810110000271	锁紧螺母 Lock nut	1	
37	810110000272	滚针轴承 Bearing,needle	2	
38	810110000273	惰轮 Gear,reverse,idler	1	
39	810110000274	衬套 Spacer	1	
40	810110000275	惰轮轴 Shaft, reverse idler	1	

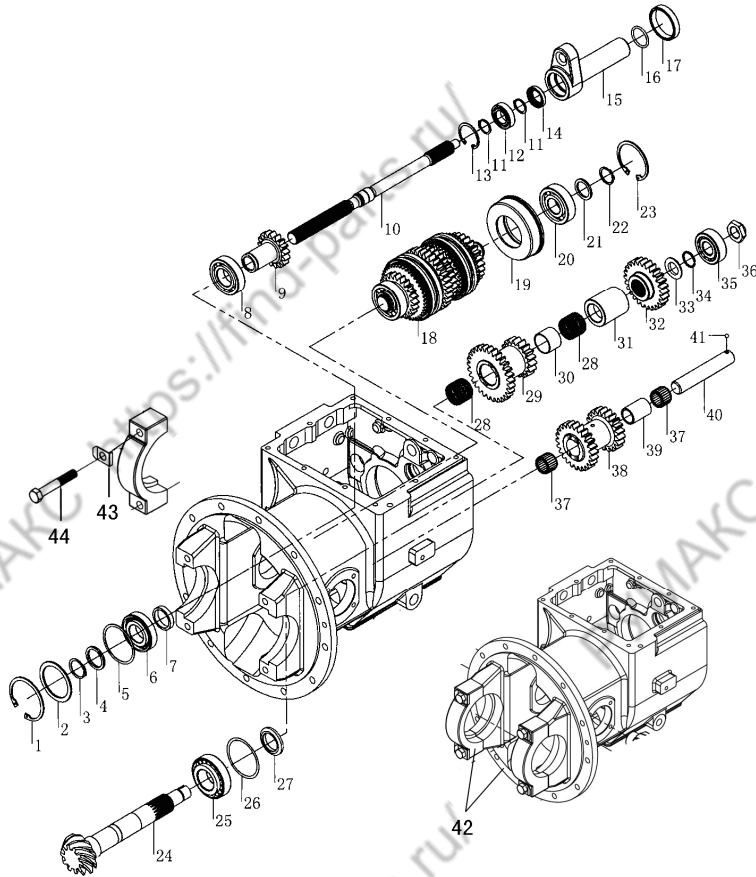
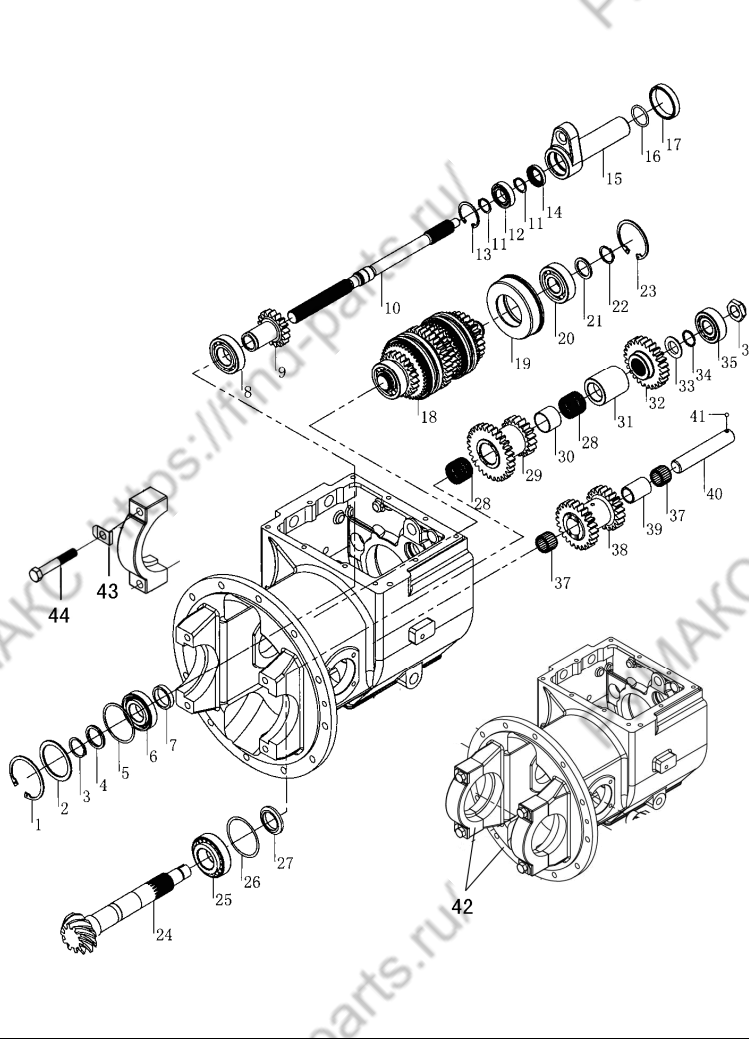


图 22 变速器(机械式 其 2) 绍兴 ShaoXin
Fig.22 Transmission(clutch type part-2)

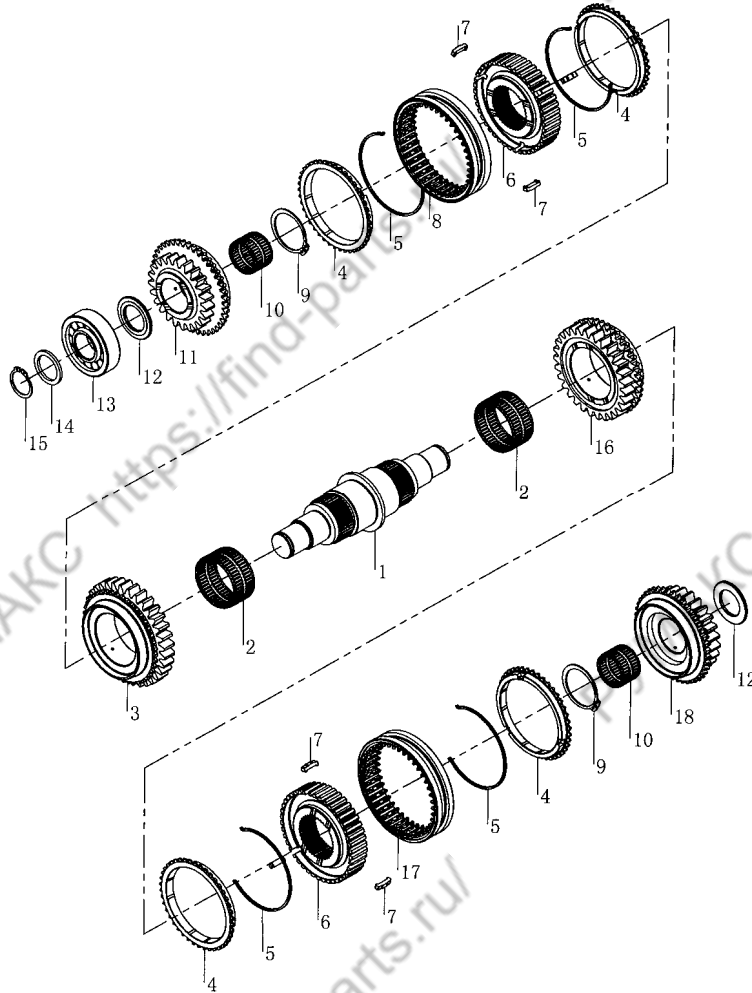
1.0t-3.8t
XJDS 系列机械变速箱
XJDS Series Mechanical Gearbox



序号 Item	物料码 Part No.	名称 Description	数量 Qty	备注或适用车型 Remarks or Serial No.
41	810110000276	钢球 6.3500 G2006 Ball,steel	1	
42	810110000277	机械变速箱壳体组件 Case assy,transmission	1	1t-1.8t
42	810110000278	机械变速箱壳体组件 Case assy,transmission	1	2t-3.8t
43	810110000024	锁片 Plate,lock	4	1t-1.8t
43	810110000025	锁片 Plate,lock	4	2t-3.8t
44	810110000026	螺栓 Bolt	4	

图 23 主轴组件 (绍兴)
Fig.23 Spindle assy (ShaoXin)

1.0t-3.8t
XJDS 系列机械变速箱
XJDS Series Mechanical Gearbox



序号 Item	物料码 Part No.	名称 Description	数量 Qty	备注或适用车型 Remarks or Serial No.
A1	810110000249	主轴组件 Spindle assy	1	包含/INC:1-18
1	810110000283	主轴 Shaft,main	1	
2	810110000284	滚针轴承 Bearing,needle	2	
3	810110000285	低速齿轮 Gear,low speed	1	
4	810110000286	同步环 Ring,block	4	
5	810110000287	弹簧 Spring	4	
6	810110000288	离合器从动盘毂 Hub,clutch	2	
7	810110000289	嵌块 Insert	6	
8	810110000290	1/2 档啮合套 Sleeve	1	
9	810110000291	轴用弹性挡圈 48 Snap ring	2	
10	810110000292	滚针轴承 Bearing,needle	2	
11	810110000293	高速齿轮 Gear,high speed	1	
12	810110000294	止推垫圈 Washer,stop	2	
13	810110000295	轴承 NJ306 Bearing NJ306	1	
14	810110000252	隔圈 Spacer	1	

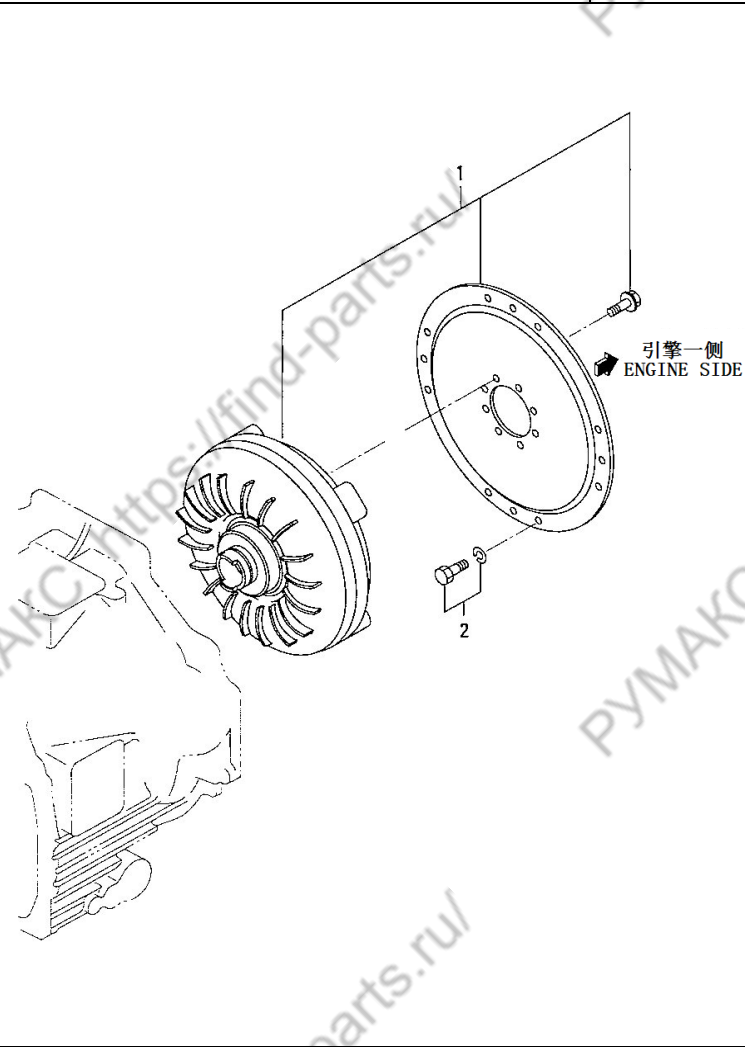
图 23 主轴组件 (绍兴)
Fig. 23 Spindle assy (ShaoXin)

1.0t-3.8t
XJDS 系列机械变速箱
XJDS Series Mechanical Gearbox

序号 Item	物料码 Part No.	名称 Description	数量 Qty	备注或适用车型 Remarks or Serial No.
15	810110000253	轴用弹性挡圈 Snap ring	1	
16	810110000298	倒档齿轮 Gear,reverse	1	
17	810110000299	啮合套 Sleeve	1	≥2013-01-01
18	810110000300	前进档齿轮 Gear,forward	1	

图 24 液力变矩器总成
Fig. 24 Torque converter assy

1.0-3.5t
Y43160X 液力传动变速箱 (冈村)
Y43160X Hydrodynamic Transmission Gearbox (Okamura)



序号 Item	物料码 Part No.	名称 Description	数量 Qty	备注或适用车型 Remarks or Serial No.
1	810110000844	液力变矩器 Torque-Converter	1	
2	810110000847	螺栓垫圈组件 Bolt.W/Washer	12	

图 25 变速箱 (其 1)
Fig.25 Transmission (part-1)

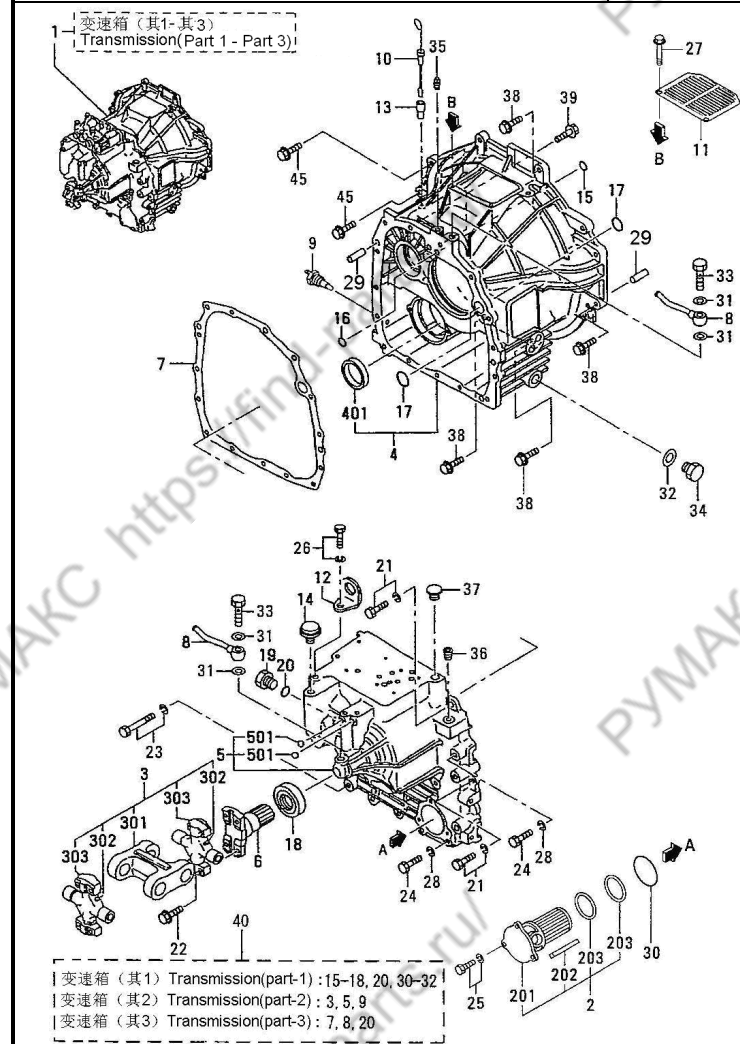
1.0-3.5t
Y43160X 液力传动变速箱 (冈村)
Y43160X Hydrodynamic Transmission Gearbox (Okamura)

序号 Item	物料码 Part No.	名称 Description	数量 Qty	备注或适用车型 Remarks or Serial No.
1	810110000848	变速箱总成 Transmission assy	1	INC:Fig.25-27 除外Except Fig.25 Item 3
2	810110000849	滤清器芯及盖 Strainer & cover	1	
201	810110000850	滤清器总成 Strainer assy	1	
202	810110000851	磁石 Magnet	3	
203	810110000852	弹簧 Spring	2	
3	201200010004	翼形联轴器总成 Joint assy,universal	1	
301	NO PART NO.	万向联轴器 Yoke,couplin	1	
302	NO PART NO.	十字轴 Nipple,grease	2	
303	NO PART NO.	轴承 Bearing,gross	2	
4	810110000854	变矩器箱体 Housing,t/conv	1	
401	810110000855	密封圈 Cap,sealing	1	
5	810110000856	变速箱体 Housing,transmission	1	
501	810110000857	钢球 Ball,steel	4	
6	810110000858	输出法兰 Flange,t/m output	1	
7	810110000859	密封垫 Gasket	1	

变速箱 (其 1) Transmission(part-1) : 15-18, 20, 30-32
 变速箱 (其 2) Transmission(part-2) : 3, 5, 9
 变速箱 (其 3) Transmission(part-3) : 7, 8, 20

图 25 变速箱 (其 1)
Fig.25 Transmission (part-1)

1.0-3.5t
Y43160X 液力传动变速箱 (冈村)
Y43160X Hydrodynamic Transmission Gearbox (Okamura)



序号 Item	物料码 Part No.	名称 Description	数量 Qty	备注或适用车型 Remarks or Serial No.
8	810110000860	油管 Pipe,cooler	2	
9	810110000861	温度开关 Switch,thermo	1	
10	810110000862	油尺 Gage,oil level	1	
11	810110000863	防尘盖 Cover,upper	1	
12	810110000864	吊耳 Plate,hanger	1	
13	810110000865	油尺管套 Pipe,oil level gage	1	
14	810110000866	空气阀 Breather	1	
15	810110000867	密封圈 O-ring	3	
16	810110000868	密封圈 O-ring	2	
17	810110000869	密封圈 O-ring	2	
18	810110000870	油封 Seal,oil	1	
19	810110000871	螺塞 Plug,o-ring type	1	
20	810110000872	密封圈 O-ring	1	
21	810110000873	螺栓、垫圈 Bolt,w/washer b/w	5	
22	810110000874	法兰螺栓 Bolt,flange	8	

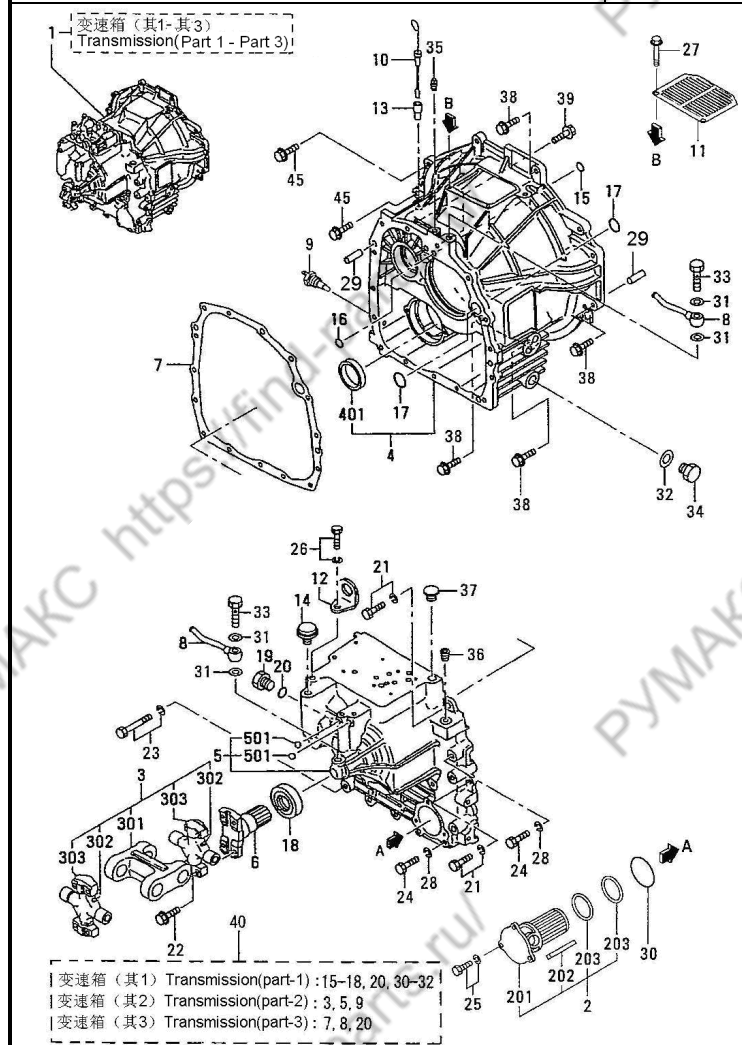
图 25 变速箱 (其 1)
Fig.25 Transmission (part-1)

1.0-3.5t
Y43160X 液力传动变速箱 (冈村)
Y43160X Hydrodynamic Transmission Gearbox (Okamura)

序号 Item	物料码 Part No.	名称 Description	数量 Qty	备注或适用车型 Remarks or Serial No.
23	810110000875	螺栓、垫圈 Bolt,w/washer b/w	5	
24	810110000876	螺栓 Bolt	3	
25	810110000877	法兰螺栓 Bolt,flange	3	
26	810110000878	螺栓、垫圈 Bolt,w/washer b/w	1	
27	810110000879	法兰螺栓 Bolt,flange	2	
28	810110000880	弹簧垫 Washer,spring	3	
29	810110000881	销 Pin,dowel	2	
30	810110000882	密封圈 O-ring	1	
31	810110000883	密封垫 Gasket	4	
32	810110000884	密封垫 Gasket	1	
33	810110000885	吊耳 Eyebolt	2	
34	810110000886	油堵 Plug,drain	1	
35	810110000887	螺塞 Plug,tapered	1	
36	810110000888	螺塞 Plug,tapered	1	
37	810110000889	塞子 Cap,filler	1	

图 25 变速箱 (其1)
Fig.25 Transmission (part-1)

1.0-3.5t
Y43160X 液力传动变速箱 (冈村)
Y43160X Hydrodynamic Transmission Gearbox (Okamura)



序号 Item	物料码 Part No.	名称 Description	数量 Qty	备注或适用车型 Remarks or Serial No.
38	810110000890	法兰螺栓 Bolt,flange	8	
39	810110000891	法兰螺栓 Bolt,flange	2	
40	810110000892	修理包 Repair kit,T/M	1	

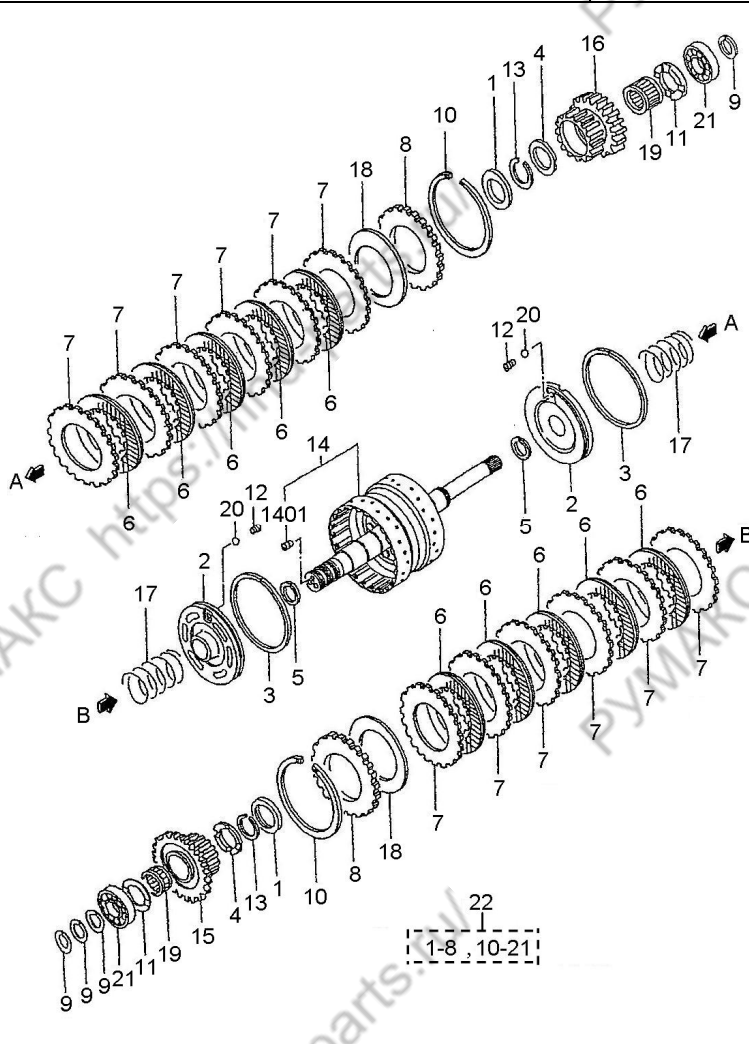
图 26 变速箱 (其 2)
Fig.26 Transmission (part-2)

1.0-3.5t
Y43160X 液力传动变速箱 (冈村)
Y43160X Hydrodynamic Transmission Gearbox (Okamura)

序号 Item	物料码 Part No.	名称 Description	数量 Qty	备注或适用车型 Remarks or Serial No.
1	810110000893	弹簧座 Retainer, spring	2	
2	810110000894	活塞 Piston, clutch	2	
3	810110000895	活塞环 Ring, seal piston	2	
4	810110000896	轴向垫圈 Washer, thrust	2	
5	810110000897	密封环 Ring, seal	2	
6	810110000898	摩擦片 Plate, friction	10	
7	810110001410	动力传动片 Plate, mating	12	
8	810110000899	压力传动片 Plate, pressure	2	
9	810110000901	密封环 Seal, ring	4	
10	810110000902	卡簧 Ring, snap	2	
11	810110000903	轴向垫圈 Washer, thrust	2	
12	810110000904	螺旋件 Screw set	2	
13	810110000905	卡簧 Ring, snap	2	
14	810110000906	输入轴 Shaft, input clutch	1	
1401	810110000907	螺钉 Screw set	2	

图 26 变速箱 (其 2)
Fig.26 Transmission (part-2)

1.0-3.5t
Y43160X 液力传动变速箱 (冈村)
Y43160X Hydrodynamic Transmission Gearbox (Okamura)



序号 Item	物料码 Part No.	名称 Description	数量 Qty	备注或适用车型 Remarks or Serial No.
15	810110000908	前进齿轮 Gear,forward	1	
16	810110000909	倒车齿轮 Gear,reverse	1	
17	810110000910	回位弹簧 Spring,clutch return	2	
18	810110000911	弹性缓冲片 Spring,belle ville	2	
19	810110000912	轴承 Bearing,needle	2	
20	810110000913	钢球 Ball,steel	2	
21	810110000914	轴承 Bearing,ball	2	
22	810110000915	离合器缸总成 Clutch pack assy	1	INC:1-8,10-21

图 27 变速箱 (其 3)
Fig.27 Transmission(part-3)

1.0-3.5t
Y43160X 液力传动变速箱 (冈村)
Y43160X Hydrodynamic Transmission Gearbox (Okamura)

序号 Item	物料码 Part No.	名称 Description	数量 Qty	备注或适用车型 Remarks or Serial No.
1	810110000944	导轮轴总成 Shaft assy, stator	1	
101	810110000857	钢球 Ball, steel	1	
102	810110000946	钢球 Ball, steel	3	
103	810110000947	密封盖 Cap, sealing	1	
104	NO PART NO.	定轴 Shaft, stator	1	
2	810110000948	油压调节阀 Valve, relief	2	
3	810110000949	弹簧 Spring, valve	2	
4	810110000950	机油泵体 Body assy, pump	1	
401	810110000951	衬套 Bushing	1	
402	NO PART NO.	泵体 Body, pump	1	
5	810110000952	油泵齿轮 Gear, pump drive	1	Z=25
6	810110000953	油泵齿轮 Gear, internal	1	Z=30
7	810110000954	油封 Seal, oil	1	
8	810110000955	密封圈 O-ring	1	
9	810110000956	螺栓 Bolt, flange	1	

图 27 变速箱 (其 3)
Fig.27 Transmission(part-3)

1.0-3.5t
Y43160X 液力传动变速箱 (冈村)
Y43160X Hydrodynamic Transmission Gearbox (Okamura)

序号 Item	物料码 Part No.	名称 Description	数量 Qty	备注或适用车型 Remarks or Serial No.
10	810110000957	垫圈 Washer,plain	2	
11	810110000958	卡簧 Ring,snap	2	
12	810110000959	惰轮轴 Shaft,idler	1	
13	810110000960	齿轮 Gear,idler	1	Z=35
14	810110000961	输出齿轮 Gear,output	1	Z=70
15	810110000962	挡油板 Plate,baffle	1	
16	810110000963	螺栓、垫圈 Bolt,w/washer b/w	1	
17	810110000956	螺栓 bolt,flange	5	
18	810110000879	法兰螺栓 Bolt,flange	2	
19	810110000966	卡簧 Ring,snap	1	
20	810110000967	密封圈 O-ring	1	
21	810110000914	轴承 Bearing,ball	2	
22	810110000969	轴承 Bearing,ball	1	
23	810110000970	轴承 Bearing,ball	1	
24	810110000971	法兰螺栓 Bolt,flange	1	

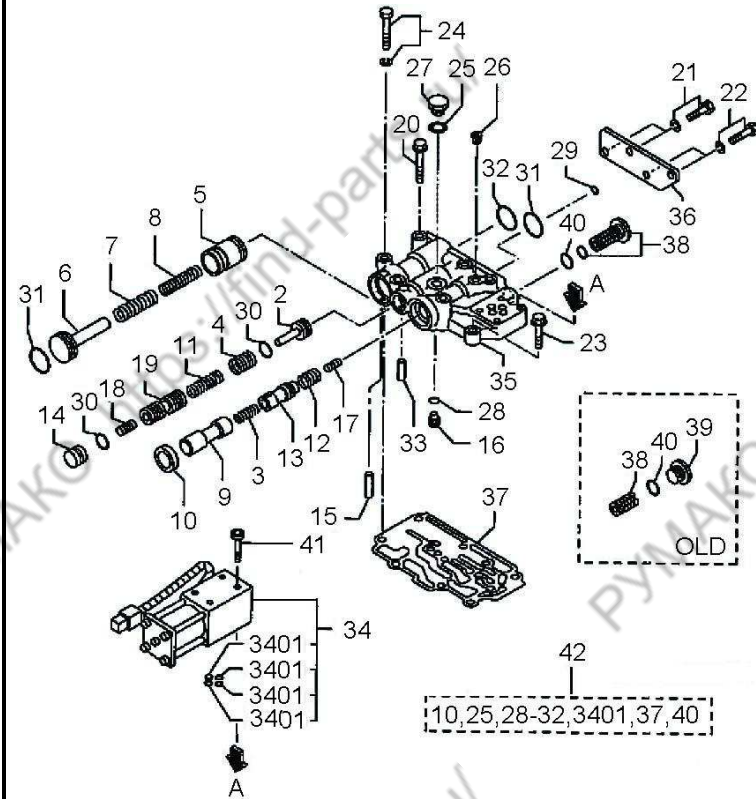
图 28 控制阀
Fig.28 Control valve

1.0-3.5t
Y43160X 液力传动变速箱 (冈村)
Y43160X Hydrodynamic Transmission Gearbox (Okamura)

序号 Item	物料码 Part No.	名称 Description	数量 Qty	备注或适用车型 Remarks or Serial No.
A1	810110000972	控制阀总成 Valve assy,control	1	
2	810110000973	弹簧底座 Seat,spring	1	
3	810110000974	离合器阀弹簧 Spring,inchng valve	1	
4	810110000975	主油压阀弹簧 Spring,main relief	1	
5	810110001409	缓冲阀活塞 Piston,accumulator	1	
6	810110000977	弹簧底座 Seat,spring	1	
7	810110000978	弹簧(外) Spring,outer	1	
8	810110000979	弹簧(内) Spring,inner	1	
9	NO PART NO.	离合器阀柱塞 Plunger,clutch valve	1	
10	810110000980	油封 Seal,oil	1	
11	810110000981	主油压弹簧 Spring,main relief	1	
12	810110000982	回位弹簧 Spring,return	1	
13	810110000983	离合器阀 Valve,clutch	1	
14	810110000984	组合塞 Plug,o-ring type	1	
15	810110000985	销 Pin	1	

图 28 控制阀
Fig.28 Control valve

1.0-3.5t
Y43160X 液力传动变速箱 (冈村)
Y43160X Hydrodynamic Transmission Gearbox (Okamura)



序号 Item	物料码 Part No.	名称 Description	数量 Qty	备注或适用车型 Remarks or Serial No.
16	810110000986	定位销 Pin, stopper	1	
17	810110000987	螺杆 Slug	1	
18	810110000988	螺杆 Slug	1	
19	NO PART NO.	调压阀 Valve, regulator	1	
20	810110000989	螺栓 Bolt, flange	4	
21	810110000990	螺栓 Bolt, coating	2	
22	810110000991	螺栓 Bolt, coating	2	
23	810110000992	螺栓 Bolt, flange	2	
24	810110000993	螺栓、垫圈 Bolt, w/washer B/W	4	
25	810110000883	密封垫 Gasket	1	
26	810110000995	螺塞 Plug, tapered	1	
27	810110000996	油堵 Plug, drain	1	
28	810110000997	密封圈 O-ring	1	
29	810110000868	密封圈 O-ring	1	
30	810110000872	密封圈 O-ring	2	

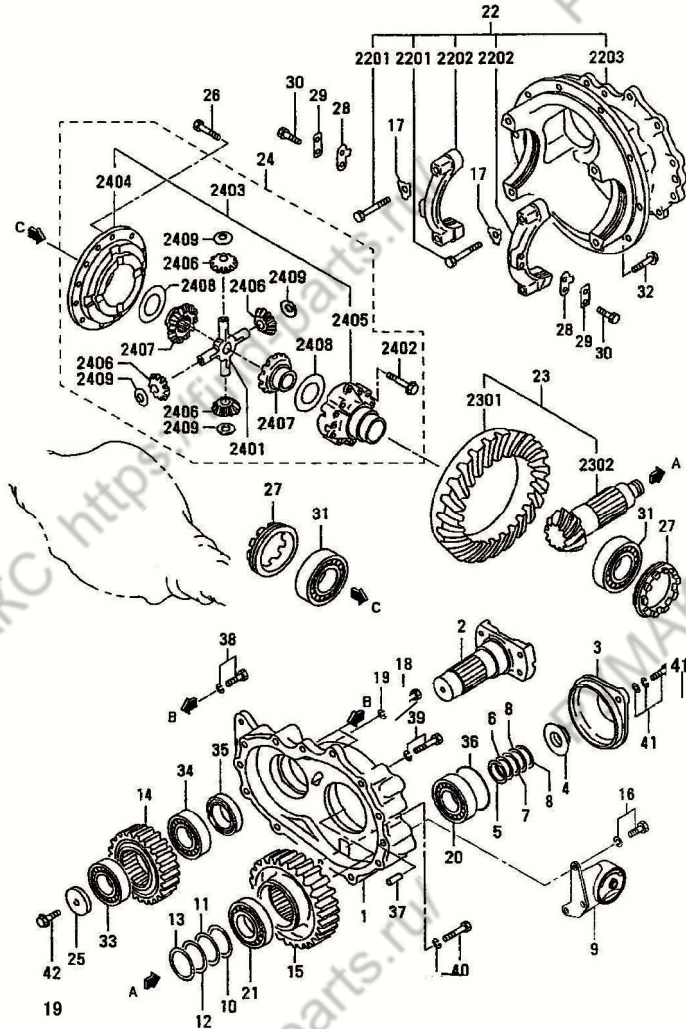
图 28 控制阀
Fig.28 Control valve

1.0-3.5t
Y43160X 液力传动变速箱 (冈村)
Y43160X Hydrodynamic Transmission Gearbox (Okamura)

序号 Item	物料码 Part No.	名称 Description	数量 Qty	备注或适用车型 Remarks or Serial No.
31	810110001000	密封圈 O-ring	2	
32	810110001001	密封圈 O-ring	1	
33	810110001002	销 Pin	1	
34	810110001003	电磁阀总成 Valve assy,solenoid	1	
3401	810110001004	密封圈 O-ring	4	
35		控制阀体 Body,valve	1	
36	810110001005	挡板 Plate,cover	1	
37	810110001006	密封垫 Gasket,valve	1	
38	810110001007	油塞 Plug,o-ring seal	1	
40	810110001008	密封圈 O-ring	4	
41	810110001009	螺栓 Bolt,solenoid valve	1	
42	810110001010	修理包 Repair kit,C/V	1	INC:10,25,28-32, 3401,37,40

图 29 3.0-3.5t 主减速器·差速器总成
Fig.29 3.0-3.5t Reduction & Differential

3.0-3.5t
Y43160X 液力传动变速箱 (冈村)
Y43160X Hydrodynamic Transmission Gearbox (Okamura)



序号 Item	物料码 Part No.	名称 Description	数量 Qty	备注或适用车型 Remarks or Serial No.
1	810110001011	桥壳 Cover, Diff Carrier	1	
2	810110001361	输入法兰 Flange, Input T/F	1	
3	810110001362	防尘盖 Cover, Diff Pinion	1	
4	810110001363	锁紧螺母 Nut, Lock	1	
5	810110001364	调整垫片 Shim Ar T=0.05	1	
6	810110001365	调整垫片 Shim Ar T=0.1	1	
7	810110001366	调整垫片 Shim Ar T=0.2	1	
8	810110001367	调整垫片 Shim Ar T=1.0	2	
9	810110001368	支架总成 Bracket Assy L.H.	1	
10	810110001369	调整垫片 Shim Ar T=0.1	1	
11	810110001370	调整垫片 Shim Ar T=0.2	1	
12	810110001371	调整垫片 Shim Ar T=0.5	1	
13	810110001372	调整垫片 Shim Ar T=1.0	1	
14	810110001373	驱动齿轮 Gear, Drive T/F	1	
15	810110001374	驱动齿轮 Gear, Drive T/F	1	

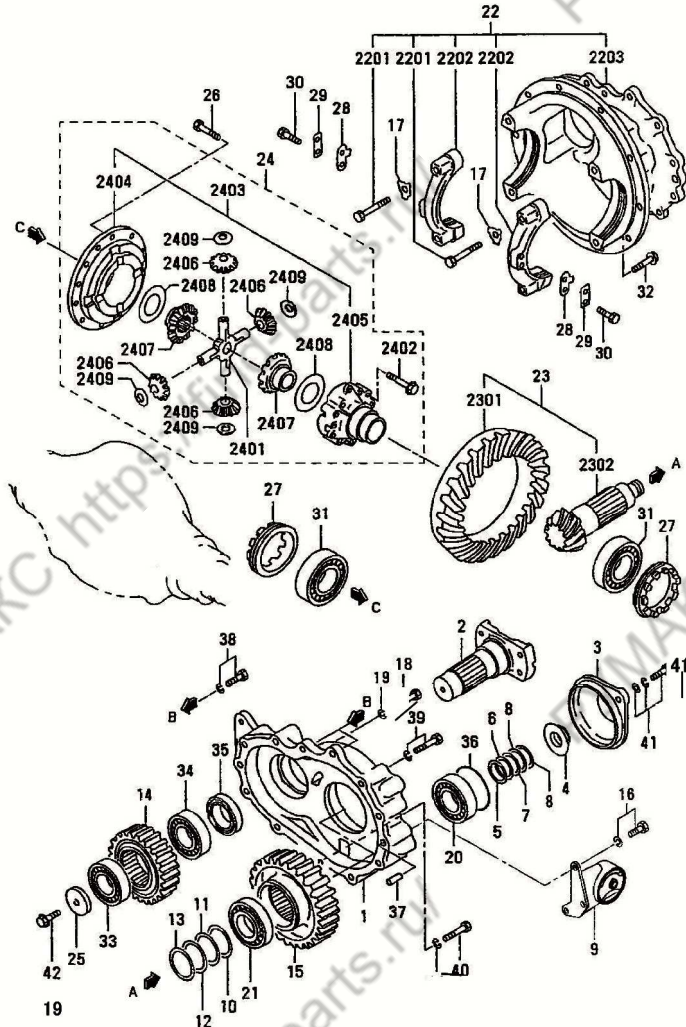
图 29 3.0-3.5t 主减速器·差速器总成
Fig.29 3.0-3.5t Reduction & Differential

3.0-3.5t
Y43160X 液力传动变速箱 (冈村)
Y43160X Hydrodynamic Transmission Gearbox (Okamura)

序号 Item	物料码 Part No.	名称 Description	数量 Qty	备注或适用车型 Remarks or Serial No.
16	810110001375	螺栓、垫圈 Bolt,W/Washer B/W	3	
17	810110001376	锁销 Plate,Lock	4	
18	810110001377	螺栓 Bolt	1	
19	810110001378	弹簧垫 Bolt,Flange	2	
20	810110001379	轴承 Bearing,Taper Roller	1	
21	810110001380	轴承 Bearing,Taper Roller	1	
22	810110001381	主减速器壳 Carrier Assy,Diff	1	
2201	810110001382	螺栓 Bolt,Bearing Cap	4	
2202	NO PART NO.	侧轴承 Cap,Side Bearing	2	
2203	NO PART NO.	差速器座 Carrier,Diff	1	
23	810110001383	减速齿轮 Gear Set, Hypoid	1	Z=34&6
2301	NO PART NO.	齿圈 Gear,Hypoid	1	
2302	NO PART NO.	齿轴 Pinion,Hypoid	2	
24	810110001384	差速器总成 Gear Assy,Diff	1	
2401	810110001385	十字轴 Spider,Diff	1	

图 29 3.0-3.5t 主减速器·差速器总成
Fig.29 3.0-3.5t Reduction & Differential

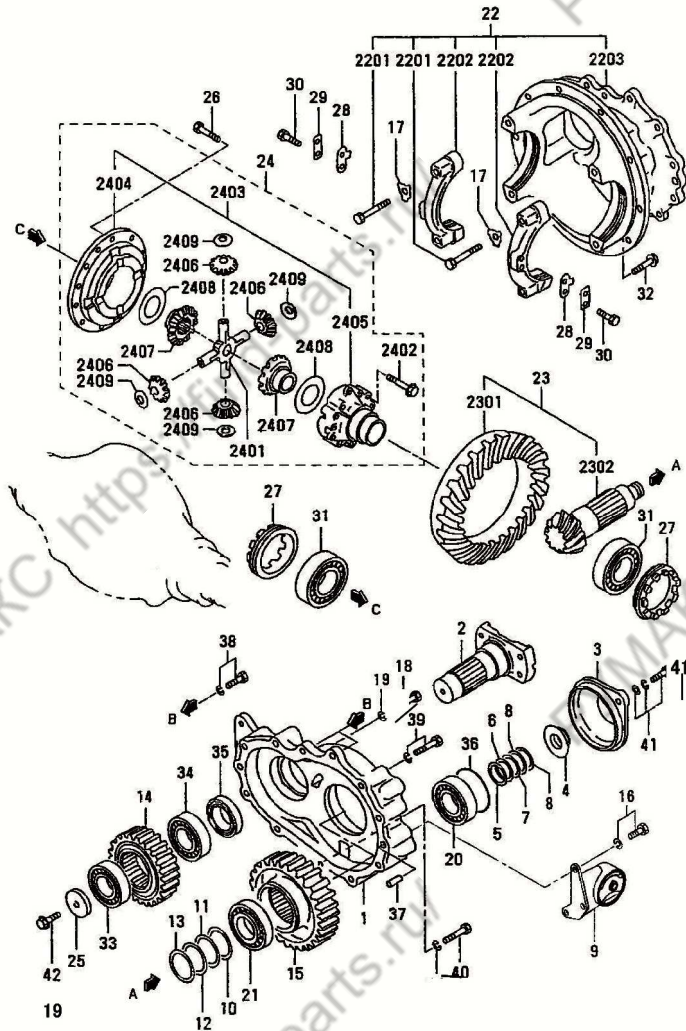
3.0-3.5t
Y43160X 液力传动变速箱 (冈村)
Y43160X Hydrodynamic Transmission Gearbox (Okamura)



序号 Item	物料码 Part No.	名称 Description	数量 Qty	备注或适用车型 Remarks or Serial No.
2402	810110001386	螺栓 Bolt,Diff Case	12	
2403	810110001387	差速器壳 Case Set,Diff	1	
2404	NO PART NO.	左差速器壳 Case,Diff	1	
2405	NO PART NO.	右差速器壳 Case,Diff	1	
2406	810110001388	行星齿轮 Pinion,Diff Bevel	4	Z=11
2407	810110001389	半轴齿轮 Gear,Diff Bevel	2	Z=16
2408	810110001390	垫圈 Washer,Diff T=3.0	2	
2409	810110001391	止推垫片 Washer,Thrust	4	
25	810110001392	定位垫圈 Spacer	1	
26	810110001393	螺栓 Bolt	12	
27	810110001394	调整螺环 Screw,Adjusting	2	
28	810110001395	锁片 Pawl,Lock	2	
29	810110001396	锁片 Seat,Lock	2	
30	810110001397	螺栓 Bolt	4	
31	810110001398	圆锥滚子轴承 Bearing,Taper Roller	2	

图 29 3.0-3.5t 主减速器·差速器总成
Fig.29 3.0-3.5t Reduction & Differential

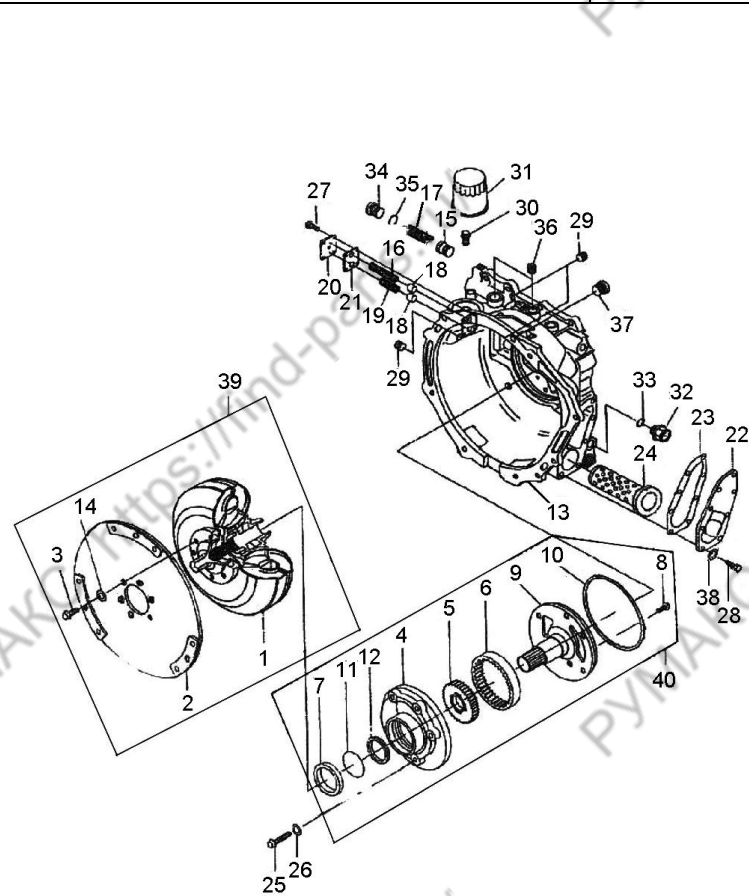
3.0-3.5t
Y43160X 液力传动变速箱 (冈村)
Y43160X Hydrodynamic Transmission Gearbox (Okamura)



序号 Item	物料码 Part No.	名称 Description	数量 Qty	备注或适用车型 Remarks or Serial No.
32	300010060028	螺栓 M12×1.25×35 Bolt M12×1.25×35	14	
33	810110001081	轴承 BEARING,BALL	1	
34	810110001082	轴承 BEARING,BALL	1	
35	810110001083	油封 Seal,Oil	1	
36	810110001084	密封圈 O-Ring	1	
37	810110000881	销 Pin,Dowel	2	
38	810110001086	螺栓、垫圈 Bolt,Flange B/W	2	
39	810110001087	螺栓、垫圈 Bolt,Flange B/W	7	
40	810110001088	螺栓 Bolt,Flange	1	
41	810110001089	螺栓、垫圈 Bolt,Flange B/W	2	

图 30 变速箱 (其 1)
Fig.30 Transmission (part-1)

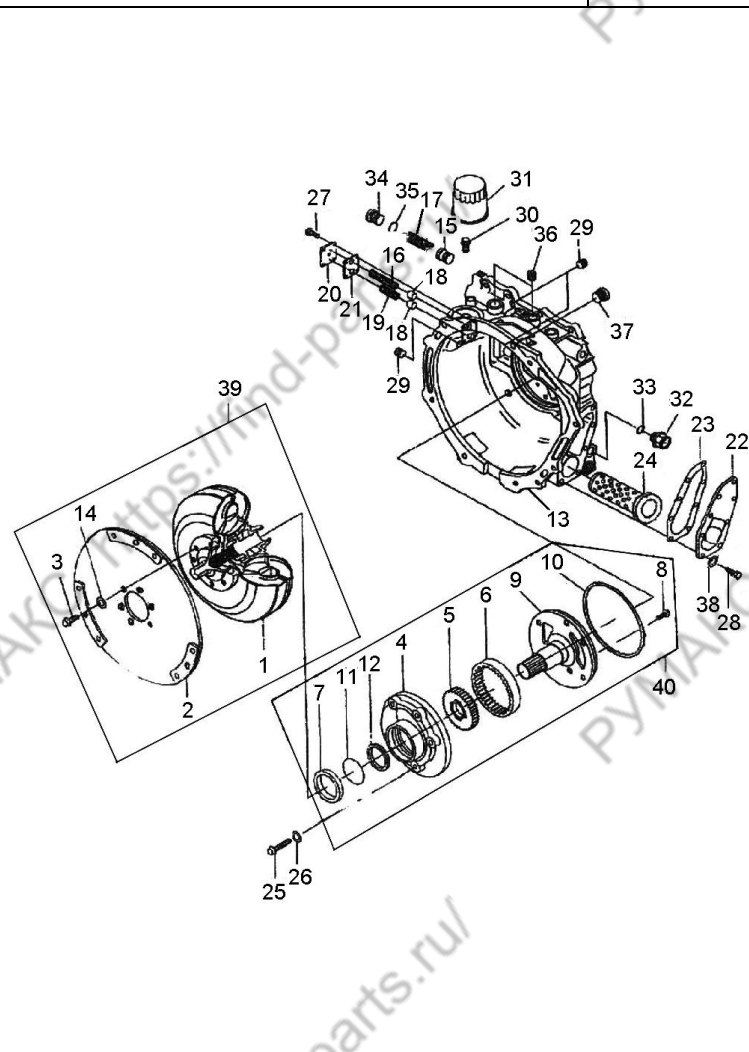
1.0-3.5t
YQXF 系列液力传动变速箱 (绍兴)
YQXF Series Hydrodynamic Transmission Gearbox (SHAOXIN)



序号 Item	物料码 Part No.	名称 Description	数量 Qty	备注或适用车型 Remarks or Serial No.
1	810110001149	变矩器 Torque-converter	1	1.0-1.8t
1	810110001150	变矩器 Torque-converter	1	2.0-3.5t
2	810110001151	输入板组件 Import board	1	
3	810110001152	螺栓 M10×1.25×16 Bolt M10×1.25×16	6	
4	810110001153	泵体 Pump	1	
5	810110001154	主动齿轮组件 Drive gear	1	
6	810110001155	内齿轮 Inside gear	1	
7	810110001156	油封 Oil seal	1	
8	810110001157	十字槽沉头螺钉 M6×12 Bolt M6×12	1	
9	810110001157	导轮座(定子) Idler pulley seat	1	
10	810110001159	O 型圈 O-ring	1	
11	810110001160	密封环卡簧 Seal ring block	1	
12	810110001161	密封环 Seal ring	1	
13	810110001162	变矩器壳体 Case,tor-con	1	
14	810110000034	弹簧垫圈 10 Washer 10	6	

图 30 变速箱 (其 1)
Fig.30 Transmission (part-1)

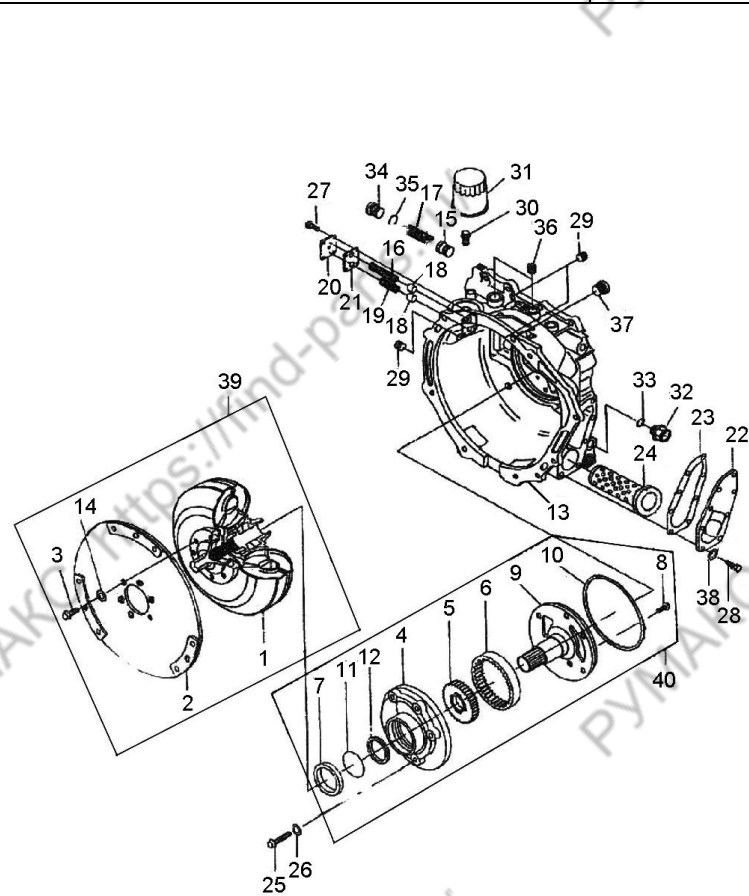
1.0-3.5t
YQXF 系列液力传动变速箱 (绍兴)
YQXF Series Hydrodynamic Transmission Gearbox (SHAOXIN)



序号 Item	物料码 Part No.	名称 Description	数量 Qty	备注或适用车型 Remarks or Serial No.
15	810110001164	活塞 Piston	1	
16	810110001165	弹簧 (II) Spring (II)	1	
17	810110001166	弹簧 (I) Spring (I)	1	
18	810110001167	活塞 Piston	2	
19	810110001168	弹簧 (III) Spring (III)	1	
20	810110001169	盖 Cover	1	
21	810110001170	密封垫 Seal wash	1	
22	810110001171	油滤座 Strainer seat	1	
23	810110001172	油滤座纸垫 Strainer washer	1	
24	810110001173	粗滤器组件 Strainer	1	
25	810110001174	六角法兰螺栓 Bolt	5	
26	810110000077	密封圈 8×14×1.5 Washer 8×14×1.5	5	
27	810110001176	内六角螺钉 M6×20 Bolt M6×20	4	
28	810110001177	螺栓 M8×30 Bolt M8×30	9	
29	810110001178	螺塞 Plug	3	

图 30 变速箱 (其 1)
Fig.30 Transmission (part-1)

1.0-3.5t
YQXF 系列液力传动变速箱 (绍兴)
YQXF Series Hydrodynamic Transmission Gearbox (SHAOXIN)



序号 Item	物料码 Part No.	名称 Description	数量 Qty	备注或适用车型 Remarks or Serial No.
30	810110001179	管接头 Tie-in	1	
31	810110000134	滤油器 (II) Strainer (II)	1	
32	810110001181	磁性螺塞 Plug	1	
33	810110001182	密封圈 Seal wash	1	
34	810110001183	主压力阀螺塞 Pressure valve plug	1	
35	810110001184	O 型圈 21×3 O-ring 21×3	1	
36	810110001185	螺塞 R3/8 Plug	2	
37	810110001186	内六角螺塞 M22×1.5 Plug M22×1.5	1	
38	810110001187	平垫圈 8 Washer 8	9	
39	810110001188	YJH265E 变矩器 YJH265E Torque	1	1.0-1.8t
39	810110001189	YJH265G 变矩器 YJH265G Torque	1	2.0-3.5t
40	810110001190	油泵总成 Pump	1	

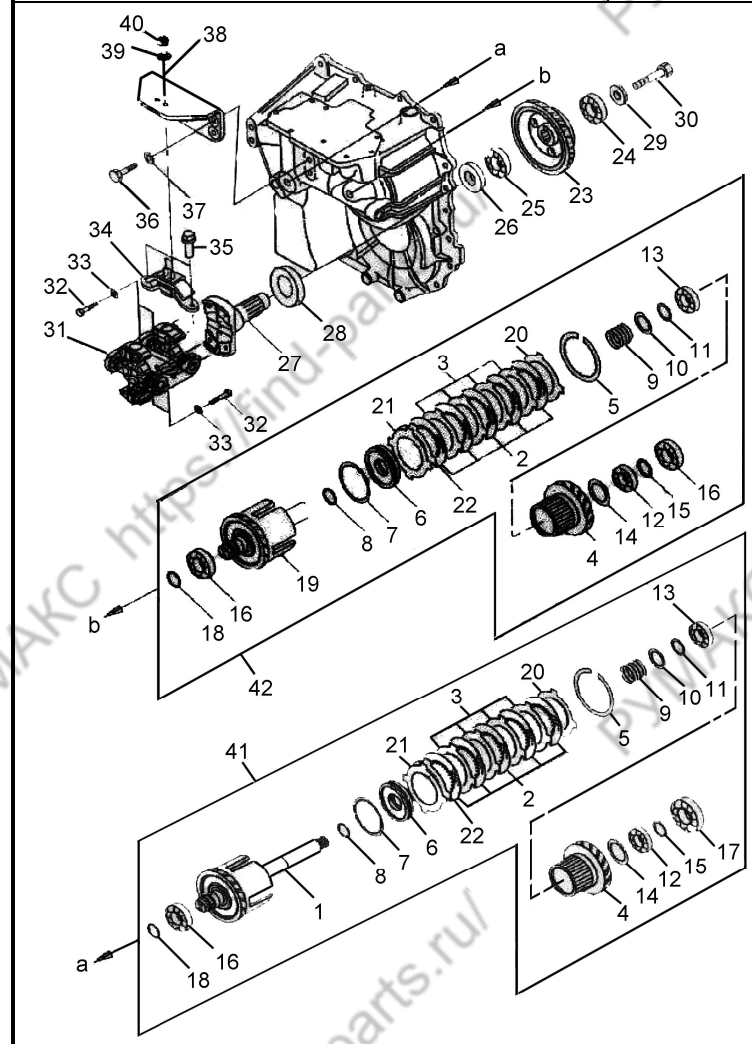
图 31 变速箱 (其 2)
Fig. 31 Transmission (part-2)

1.0-3.5t
YQXF 系列液力传动变速箱 (绍兴)
YQXF Series Hydrodynamic Transmission Gearbox (SHAOXIN)

序号 Item	物料码 Part No.	名称 Description	数量 Qty	备注或适用车型 Remarks or Serial No.
1	810110001191	壳体 Tor-con	1	
1	810110001192	衬套 Bush	2	
2	810110001193	六角法兰螺栓 Bolt	17	
3	810110001194	盖板 Cover board	1	
4	810110001195	内螺纹圆柱销 10×24 Pin 10×24	2	
5	810110001196	油尺 Dipstick	1	
6	810110001197	通气帽组件 Blowhole	1	
7	810110001198	加油口盖 Cover	1	
8	810110001199	挡油板 Blowd	1	
9	810110001200	螺栓 M6×16 Bolt M6×16	4	
10	810110001201	平垫圈 6 Washerr6	4	
11	810110001202	螺塞 R1/8 Plug R1/8	1	
12	810110001203	O 型圈 16×2.65 O-ring16×2.65	1	
13	810110001204	挡板 Board	1	
14	810110001205	螺栓 M8×20 Bolt M8×20	1	

图 32 变速箱 (其 3)
Fig. 32 Transmission (part-3)

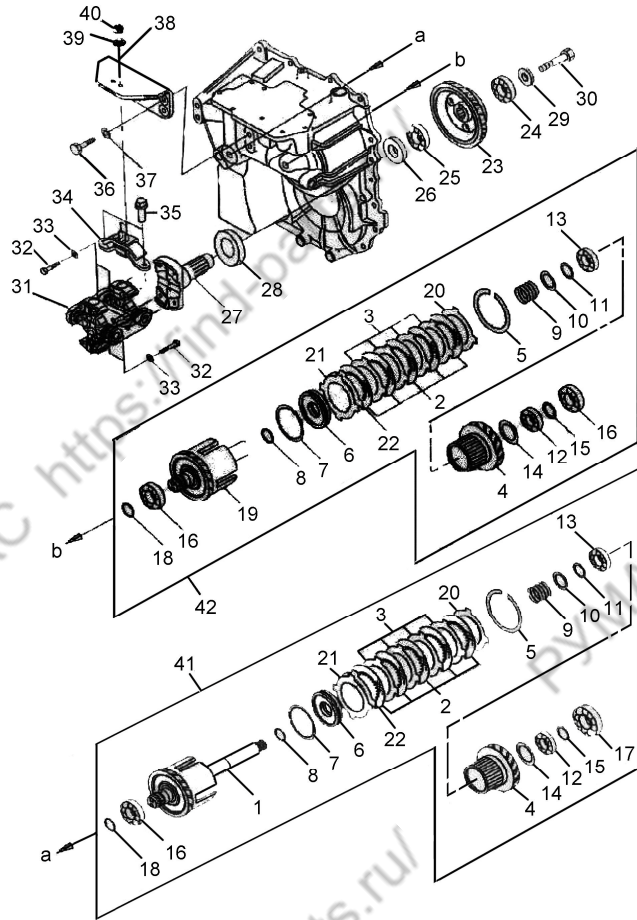
1.0-3.5t
YQXF 系列液力传动变速箱 (绍兴)
YQXF Series Hydrodynamic Transmission Gearbox (SHAOXIN)



序号 Item	物料码 Part No.	名称 Description	数量 Qty	备注或适用车型 Remarks or Serial No.
1	810110001208	输入轴组件 Input axes	1	
2	810110001209	内摩擦片 Disk friction	10	1.0-1.8t 数量 8 1.0-1.8t Qty 8
3	810110001210	隔片 Spacer	8	1.0-1.8t 数量 6 1.0-1.8t Qty 6
4	810110001211	离合器齿轮 Clutch Gear	2	
5	810110000102	卡簧 Block	2	
6	810110001213	活塞组件 Piston	2	
7	810110001214	活塞环 Piston ring	2	
8	810110001215	密封环 Seal ring	2	
9	810110001216	弹簧 Spring	2	
10	810110001217	弹簧座 Spring seat	2	
11	810110001218	轴用挡圈 Snap ring external	2	
12	810110001219	轴承 Bearing	2	
13	810110001220	轴承 Bearing	1	
14	810110001221	孔用弹性挡圈 55 Snap ring exterior 55	10	
15	810110001222	隔圈 Spacer	8	

图 32 变速箱 (其 3)
Fig. 32 Transmission (part-3)

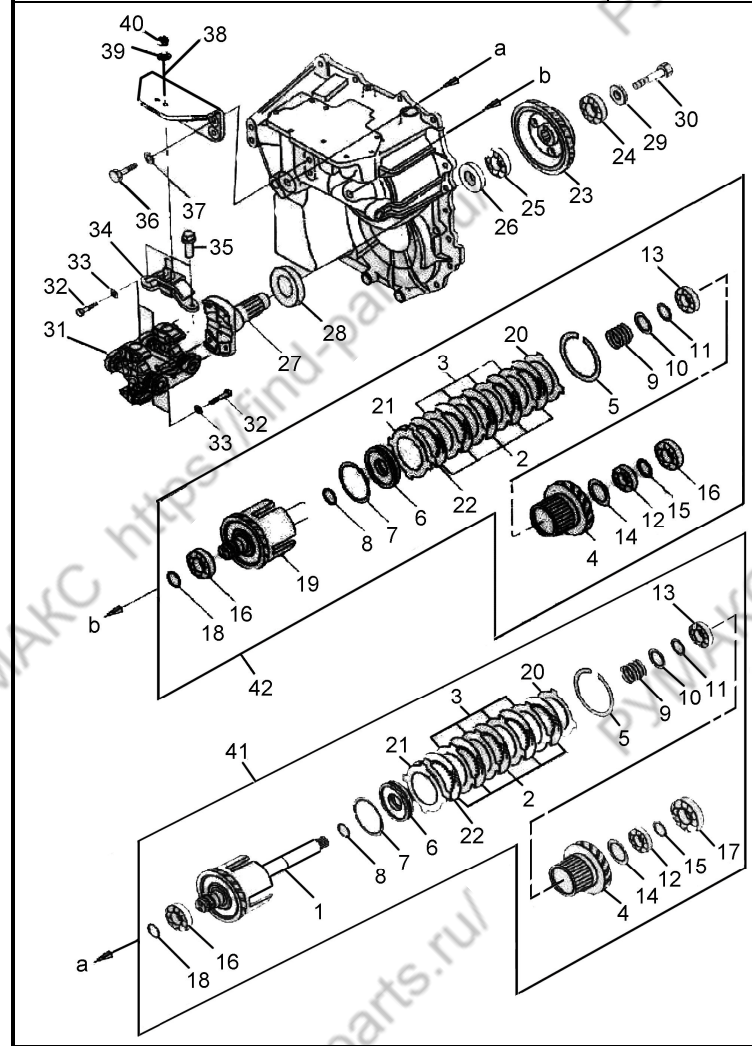
1.0-3.5t
YQXF 系列液力传动变速箱 (绍兴)
YQXF Series Hydrodynamic Transmission Gearbox (SHAOXIN)



序号 Item	物料码 Part No.	名称 Description	数量 Qty	备注或适用车型 Remarks or Serial No.
16	810110001223	轴承 Bearing	2	
17	810110001224	轴承 Bearing	2	
18	810110000092	密封环 (A) Seal ring(A)	2	
19	810110001227	中间轴组件 Middle axes	2	
20	810110001227	端板 Board	2	
21	810110001228	碟形板 Dish plate	2	1.0-1.8t
22	810110001229	垫板 Washer board	2	
23	810110001230	输出齿轮 Out put gear	2	
24	810110000251	轴承 6306 Bearing 6306	2	
25	810110001232	轴承 6307 Bearing 6307	1	
26	810110001233	输出法兰油封 Output flange seal	1	
27	810110001235	输出法兰 Output flange	1	
28	810110001236	防尘罩 Dustproof cover	1	
29	810110001237	垫圈 Washer	1	
30	810110001238	螺栓 M12x95 Bolt M12x95	1	

图 32 变速箱 (其 3)
Fig. 32 Transmission (part-3)

1.0-3.5t
YQXF 系列液力传动变速箱 (绍兴)
YQXF Series Hydrodynamic Transmission Gearbox (SHAOXIN)



序号 Item	物料码 Part No.	名称 Description	数量 Qty	备注或适用车型 Remarks or Serial No.
31	810110001239	联轴器总成 Yoke coupling	1	
32	810110001240	螺栓 Bolt	8	
33	810110000034	弹簧垫圈 10 Washer 10	8	
34	810110001242	支座组件 Seat assy	1	
34	810110001243	固定架 Fastness seat	1	
35	810110001244	螺栓 Bolt	2	
36	810110001245	螺栓 Bolt	4	
37	810110001246	平垫圈 12 Washer 12	4	
38		支架 Plank	1	
39	810110001249	垫圈 12 Washer 12	2	
40	810110001250	六角锁紧螺母 Nut M12x1.25	2	
41	810110001251	输入轴总成(输入离合器) input axes	1	1.0-1.8t
41	810110001252	输入轴总成(输入离合器) input axes	1	2.0-3.5t
42	810110001253	中间轴总成(中间离合器) middle axes	1	1.0-1.8t
42	810110001254	中间轴总成(中间离合器) middle axes	1	2.0-3.5t

图 33 电磁控制操纵阀
Fig. 33 Electro-hydraulic operating valve

1.0-3.5t
YQXF 系列液力传动变速箱 (绍兴)
YQXF Series Hydrodynamic Transmission Gearbox (SHAOXIN)

序号 Item	物料码 Part No.	名称 Description	数量 Qty	备注或适用车型 Remarks or Serial No.
1	810110001255	阀体 Body, valve	1	
2	810110001256	微动阀芯 Inching plunger	1	
3	810110001257	阀套 Valve cover	1	
4	810110001258	定位弹簧 Orientation spring	1	
5	810110001259	弹簧座 Spring seat	1	
6	810110001260	弹性圆柱销 3×16 Pin 3×16	1	
7	810110001261	复位弹簧 Displasis spring	1	
8	810110001262	调节阀芯 Adjust plunger	1	
9	810110001263	调节阀内簧 Adjust Internal spring	1	
10	810110001264	调节阀外簧 Adjust external spring	1	
11	810110001265	限位销 Limit pin	1	
12	810110001266	盖板 Board	1	
13	810110001267	密封垫 Seal washer	1	
14	810110001268	螺栓 M6×16 Bolt M6×16	6	
15	810110001269	柱塞 Plug	1	

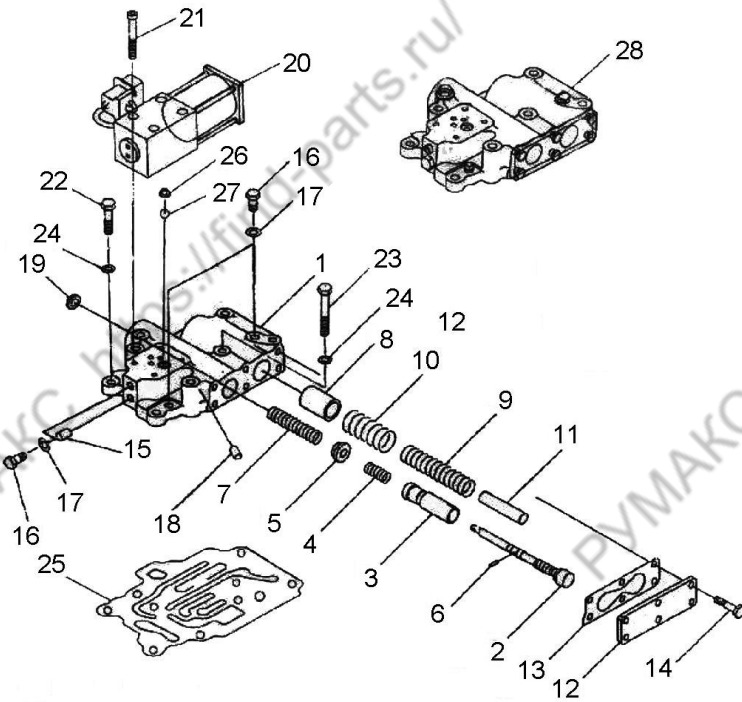


图 33 电磁控制操纵阀
Fig. 33 Electro-hydraulic operating valve

1.0-3.5t
YQXF 系列液力传动变速箱 (绍兴)
YQXF Series Hydrodynamic Transmission Gearbox (SHAOXIN)

序号 Item	物料码 Part No.	名称 Description	数量 Qty	备注或适用车型 Remarks or Serial No.
16	810110001270	螺塞 M10×1 Plug M10×1	4	
17	810110001271	密封垫 10×16×1 Seal washer	4	
18	810110001272	阻尼塞 Plug	1	
19	810110001273	骨架油封 10×22×7 Oil seal	1	
20	810110001274	电磁换向阀, 三线插头 Solenoid valve, 3-way plug	1	<2011-07
20	810110001275	电磁换向阀, 四线插头 Solenoid valve, 4-way plug	1	≥2011-07 防水接插件 Plug & Socket Waterproof
21	810110000686	内六角螺钉 M5×45 Bolt M5×45	4	
22	810110000150	螺栓 M8×35 Bolt M8×35	2	
23	810110001278	螺栓 M8×60 Bolt M8×60	5	
24	810110001187	平垫圈 8 Washer 8	7	
25	810110001280	密封垫 Seal washer	1	
26	810110001281	包边滤片 Colander	1	
27	810110001282	O 型密封圈 12×1.9 O-ring 12×1.9	1	
28	810110001283	操纵阀总成 Operating Valve	1	

图 34 减速器总成
Fig.34 Reduction assy

1.0-3.5t
YQXF 系列液力传动变速箱 (绍兴)
YQXF Series Hydrodynamic Transmission Gearbox (SHAOXIN)

序号 Item	物料码 Part No.	名称 Description	数量 Qty	备注或适用车型 Remarks or Serial No.
1	810110001284	差速器座 Body, valve	1	1.0-1.8t 1,2 成对购买 1.0-1.8t 1,2 Paired buy
1	810110001285	差速器座 Body, valve	1	2.0-2.5t 1,2 成对购买 2.0-2.5t 1,2 Paired buy
1	810110001286	差速器座 Body, valve	1	3.0-3.5t 1,2 成对购买 3.0-3.5t 1,2 Paired buy
2	810110001287	轴承座 Gear seat	2	1、2成对购买 1、2Paired buy
3	810110001288	螺栓 Bolt	4	
4	810110001289	轴承座 Gear seat	1	3-3.5 t
5	810110001290	螺栓 Bolt	3	3-3.5 t
6	810110001291	螺栓 Bolt	5	3-3.5 t
7	810110001292	差速器盖 Differential cover	1	
8	810110001293	螺栓 M10x55 Bolt M10x55	2	
9	810110001294	螺栓 M10x70 Bolt M10x70	8	
10	810110000034	垫片 10 Washer10	10	
11	810110001296	内螺纹圆柱销 12x28 Pin 12x28	2	
12	810110001297	主动齿轮 Initiative	1	1.0-1.8t 12,19 成对购买 1.0-1.8t 12,19Paired buy
12	810110001298	主动齿轮 Initiative	1	2.0-3.5t 12,19 成对购买 2.0-3.5t 12,19Paired buy

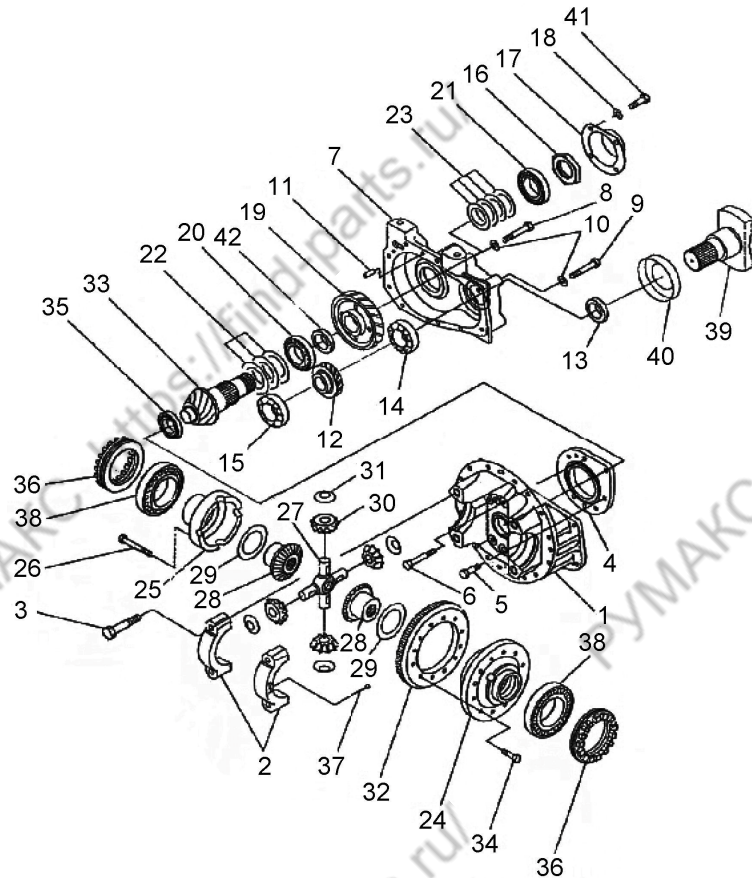


图 34 减速器总成
Fig.34 Reduction assy

1.0-3.5t
YQXF 系列液力传动变速箱 (绍兴)
YQXF Series Hydrodynamic Transmission Gearbox (SHAOXIN)

序号 Item	物料码 Part No.	名称 Description	数量 Qty	备注或适用车型 Remarks or Serial No.
13	810110001299	油封 Oil seal	1	
14	810110000841	轴承 6210 Gear 6210	1	
15	810110000198	轴承 6211 Gear 6211	1	
16	810110001302	锁紧螺母 Lock nut	1	
17	810110001303	端盖 Cover	1	
18	810110001187	垫片 8 Washer 8	4	
19	810110001305	从动齿轮 Bevel gear	1	1.0-1.8t 12,19 成对购买 1.0-1.8t 12,19 Paired buy
19	810110001306	从动齿轮 Bevel gear	1	2.0-3.5t 12,19 成对购买 2.0-3.5t 12,19 Paired buy
20	810110001307	轴承 30310 Bearing 30310	1	
21	810110001308	轴承 30309 Bearing 30309	1	
22	810110001309	调整垫 Adjust washer	按需	
23	810110001310	调整垫 Adjust washer	按需	
24	810110001311	差速器壳-左 Differential hull,Left	1	1.0-1.8t 24,25 成对购买 1.0-1.8t 24,25 Paired buy
24	810110001312	差速器壳-左 Differential hull,Left	1	2.0-2.5t 24,25 成对购买 2.0-2.5t 24,25 Paired buy
24	810110001313	差速器壳-左 Differential hull,Left	1	3.0-3.5t 24,25 成对购买 3.0-3.5t 24,25 Paired buy

图 34 减速器总成
Fig.34 Reduction assy

1.0-3.5t
YQXF 系列液力传动变速箱 (绍兴)
YQXF Series Hydrodynamic Transmission Gearbox (SHAOXIN)

序号 Item	物料码 Part No.	名称 Description	数量 Qty	备注或适用车型 Remarks or Serial No.
25	810110001314	差速器壳-右 Differential hull,Right	1	1.0-2.5t 24,25 成对购买 1.0-2.5t 24,25 Paired buy
25	810110001315	差速器壳-右 Differential hull,Right	1	3.0-3.5t 24,25 成对购买 3.0-3.5t 24,25 Paired buy
26	810110001316	螺栓 Bolt	16	
27	810110001317	十字轴 Shaft-pinion mate	1	1.0-2.5t
27	810110001318	十字轴 Shaft-pinion mate	1	3.0-3.5t
28	810110001319	半轴齿轮 Side gear	2	1.0-2.5t
28	810110001320	半轴齿轮 Side gear	2	3.0-3.5t
29	810110001321	垫圈 Washer	2	1.0-2.5t
29	810110001322	垫圈 Washer	2	3.0-3.5t
30	810110001323	行星齿轮 Gear-pinion	4	1.0-2.5t
30	810110001324	行星齿轮 Gear-pinion	4	3.0-3.5t
31	810110001325	止推垫圈 Cease washer	4	1.0-2.5t
31	810110001326	止推垫圈 Cease washer	4	3.0-3.5t
32	810110001327	从动螺旋伞齿轮 Bevel gear,driven	1	1.0-1.8t 32,33 成对购买 1.0-1.8t 32,33 Paired buy
32	810110001328	从动螺旋伞齿轮 Bevel gear,driven	1	2.0-2.5t 32,33 成对购买 2.0-2.5t 32,33 Paired buy

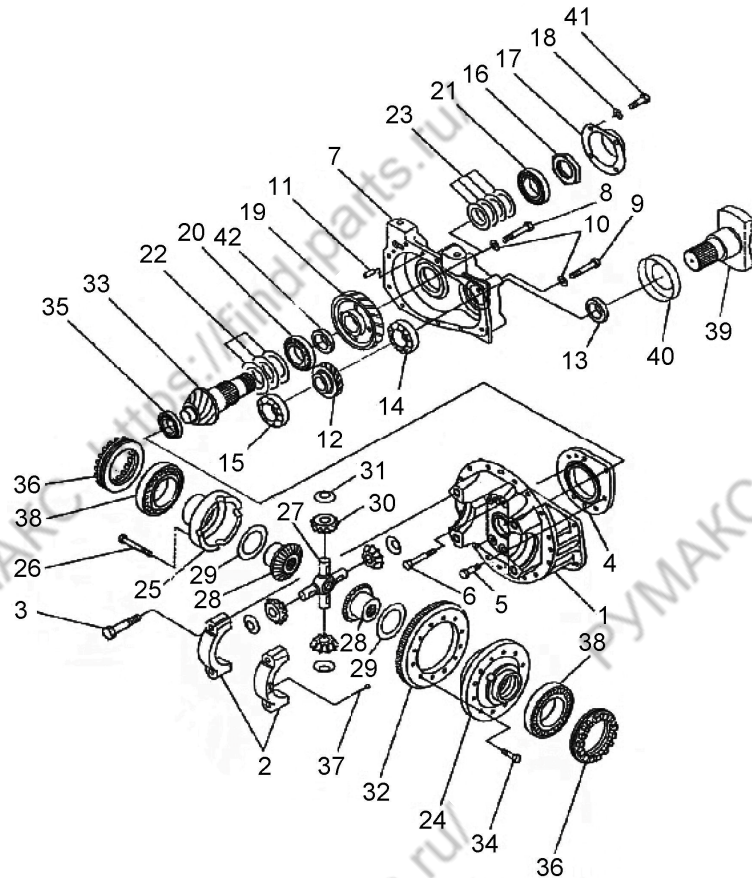


图 34 减速器总成
Fig.34 Reduction assy

1.0-3.5t
YQXF 系列液力传动变速箱 (绍兴)
YQXF Series Hydrodynamic Transmission Gearbox (SHAOXIN)

序号 Item	物料码 Part No.	名称 Description	数量 Qty	备注或适用车型 Remarks or Serial No.
32	810110001329	从动螺旋伞齿轮 Bevel gear,driven	1	3.0-3.5t 32,33 成对购买 3.0-3.5t 32,33 Paired buy
33	810110001330	主动螺旋伞齿轮 Driving bevel gear	1	1.0-1.8t 32,33 成对购买 1.0-1.8t 32,33 Paired buy
33	810110001331	主动螺旋伞齿轮 Driving bevel gear	1	2.0-2.5t 32,33 成对购买 2.0-2.5t 32,33 Paired buy
33	810110001332	主动螺旋伞齿轮 Driving bevel gear	1	3.0-3.5t 32,33 成对购买 3.0-3.5t 32,33 Paired buy
34	810110001333	螺栓 Bolt	12	
35	810110001334	轴承 NUP2205E GearNUP2205E	1	3-3.5 t
36	810110001335	调整螺母 Adjust nut	2	
37	810110001336	开口销 8x50 Pin 8x50	2	
38	810110001337	轴承 302015 Bearing 302015	2	
39	810110001338	输入法兰 Flange	1	
40	810110001339	防尘罩 Dustproof cover	1	
41	810110000062	螺栓 M8x20 Washer M8x20	4	
42	810110001341	衬套 Bush	1	1.0-1.8t
42	810110001342	衬套 Bush	1	2.0-3.5t

变速箱密封（修理）工具包 Transmission repair kits		1.0-3.5t YQXF 系列液力传动变速箱 (绍兴) 1.0-3.5t YQXF Series Hydrodynamic Transmission Gearbox (SHAOXIN)			
序号 Item	物料码 Part No.	名称 Description	数量 Qty	备注或适用车型 Remarks Or Serial No.	
1	810110001156	油封 Oil seal	1	图 30 变速箱（其 1） Fig.30 Transmission (Part-1)	(序号 7) (No. 7) TC 42×60×9
2	810110001159	O 型圈 O-ring	1	图 30 变速箱（其 1） Fig.30 Transmission (Part-1)	(序号 10) (No. 10) YQXF30-0003
3	810110001161	密封环 Airproof ring	1	图 30 变速箱（其 1） Fig.30 Transmission (Part-1)	(序号 12) (No. 12) YQXF30-3102
4	810110001170	密封环 Airproof ring	1	图 30 变速箱（其 1） Fig.30 Transmission (Part-1)	(序号 21) (No. 21) YQXF30-0203
5	810110001172	油滤座纸垫 Strainer seat washer	1	图 30 变速箱（其 1） Fig.30 Transmission (Part-1)	(序号 23) (No. 23) YQXF30-0205
6	810110001173	粗滤器组件 Strainer assy	1	图 30 变速箱（其 1） Fig.30 Transmission (Part-1)	(序号 24) (No. 24) YQXF30-0240
7	810110000134	滤油器(II) Strainer(II)	1	图 30 变速箱（其 1） Fig.30 Transmission (Part-1)	(序号 31) (No. 31) YQX30-0300
8	810110001350	O 型圈 21×3 O-ring 21×3	1	图 30 变速箱（其 1） Fig.30 Transmission (Part-1)	(序号 35) (No. 35) GB3452.1-82-21×3
9	810110001351	O 型圈 16×2.65 O-ring 16×2.65	2	图 31 变速箱（其 2） Fig.30 Transmission (Part-2)	(序号 12) (No. 12) GB3452.1-82-16×2.65
10	810110001214	活塞环 Piston ring	2	图 32 变速箱（其 3） Fig.32 Transmission (Part-3)	(序号 7) (No. 7) YQXF30-1009
11	810110001215	密封环 Airproof ring	2	图 32 变速箱（其 3） Fig.32 Transmission (Part-3)	(序号 8) (No. 8) YQS30-1002
12	810110000092	密封环(A) Airproof ring(A)	5	图 32 变速箱（其 3） Fig.32 Transmission (Part-3)	(序号 18) (No. 18) YQX30-1006
13	810110001233	输出法兰油封 Output flange oil seal	1	图 32 变速箱（其 3） Fig.32 Transmission (Part-3)	(序号 26) (No. 26) YQXF30-0400
14	810110001280	密封垫 Airproof Washer	1	图 33 电磁控制操纵阀 Fig.33 Electro-hydraulic operating valve	(序号 25) (No. 25) YQXF30-0004
15	810110001282	O 型圈 12×1.9 O-ring 12×1.9	1	图 33 电磁控制操纵阀 Fig.33 Electro-hydraulic operating valve	(序号 27) (No. 27) GB1235-76-12×1.9
16	810110001299	油封 Oil seal	1	图 34 减速器总成 Fig.34 Reduction assy	(序号 13) (No. 13) YQXF30-2050

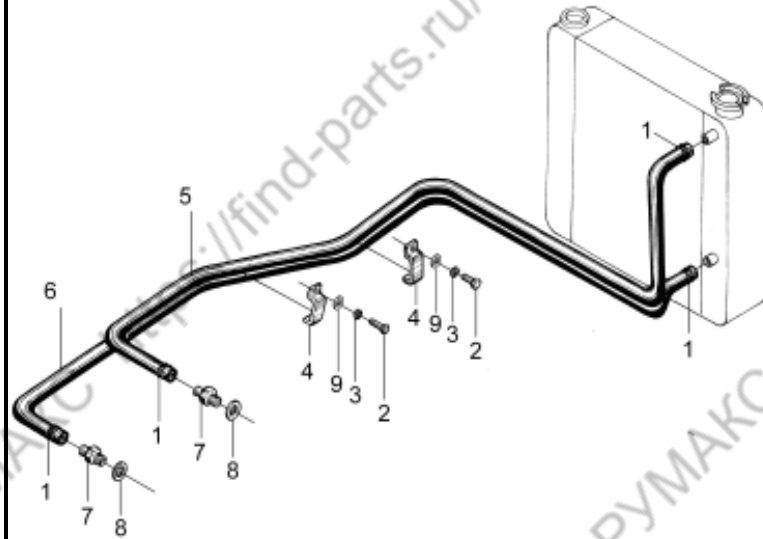
图 35 传动系统
Fig. 35 Driving system

Ⓢ CPCD30/35/38-XRW73

序号 Item	物料码 Part No.	名称 Description	数量 Qty	备注或适用车型 Remarks or Serial No.
1	见图 11 See Fig.11	驱动桥总成 Drive axle assy	1	
2	810120000147	1598H 密封胶 1598H Salant	1	
3	300050100009	销 B10×25 Pin B10×25	1	
4	300030010002	垫圈 12 Washer12	12	
5	300010040037	螺栓 M12×40 Bolt M12×40	10	
6	300010040033	螺栓 M12×30 Bolt M12×30	2	
7	201200000363	液力变速箱 XYQXD30 Hydraulic transmission	1	
8	300030010001	垫圈 10 Washer10	8	
9	300010060011	螺栓 M10×1.25×35 Bolt M10×1.25×35	7	
10	300010030015	螺栓 M10×50 Bolt M10×50	1	
11	300020010006	螺母 M10 Nut M10	1	
12	300030010015	垫圈 8 Washer 8	12	
13	300010040173	螺栓 M8×20 Bolt M8×20	12	
15	见图 1 See Fig.1	前轮总成(单轮) front wheel assy (Single)	2	
15	见图 2 See Fig.2	内前轮总成(双轮)Inner front wheel assy(double)	2	

图 36 冷却油管总成
Fig.36 Cooling oil pipe assy

Ⓔ CPCD30/35/38-XRW73



序号 Item	物料码 Part No.	名称 Description	数量 Qty	备注或适用车型 Remarks or Serial No.
A1	201600000002	冷却油管总成 Oil cooling pipe assy	1	
1	209990000781	双钢丝式环箍 23 Clamp 23	4	
2	300010040165	螺栓 M8×12 Bolt M8×12	4	
3	300030010015	垫圈 8 Washer 8	4	
4	310040010149	抱箍 Clamp	4	
5	209990004239	胶管 L=2100 Rubber pipe	1	
6	209990004247	胶管 L=2400 Rubber pipe	1	
7	310050080012	回油管接头 Connector	2	
8	300030140003	垫圈 14 Washer	2	
9	300030040014	垫圈 8 Washer 8	4	

РУМАКУ <https://find-parts.ru/>

РУМАКУ <https://find-parts.ru/>

РУМАКУ <https://find-parts.ru/>

РУМАКУ <https://find-parts.ru/>

РУМАКУ <https://find-parts.ru/>

РУМАКУ <https://find-parts.ru/>

<https://find-parts.ru/>

<https://find-parts.ru/>

<https://find-parts.ru/>

第二部分 转向系统目录

PART II Steering system contents

- | | | | | |
|-------------------------------------|------------------------------------|-------------------------------------|------------------------------------|-------------------------------------|
| Ⓐ CPCD30/35-XRG71 | Ⓐ ³ CPC30/35/38-XRG71 | Ⓑ CPCD30/35/38-XRG72 | Ⓑ ² CPCD30/35/38-XRG72F | Ⓑ ³ CPC30/35/38-XRG72 |
| Ⓑ ⁴ CPCD30/35/38-XRG72J | Ⓑ ⁵ CPC30/35/38-XRG72J | Ⓒ CPCD30-XRW10 | Ⓒ ¹ CPCD30-XRW10B | Ⓒ ² CPCD30-XRW10F |
| Ⓒ ³ CPC30-XRW10 | Ⓓ ¹ CPCD30/35/38-XRW33B | Ⓓ ² CPCD30/35/38-XRW33F | Ⓔ CPCD30/35-XRW43 | Ⓕ CPCD30/35/38-XRW73 |
| Ⓔ ¹ CPCD30/35/38-XRW55B | Ⓔ ² CPCD30/35/38-XRW55F | Ⓔ ³ CPC30/35/38-XRW55 | Ⓕ ¹ CPCD30/35-XRW56 | Ⓕ ¹¹ CPCD30/35/38-XRW56B |
| Ⓕ ¹² CPCD30/35/38-XRW56F | Ⓖ ¹ CPQD30/35-XRW22 | Ⓖ ¹¹ CPQD30/35/38-XRW22B | Ⓖ ¹ CPQYD30/35/38-XRW22 | Ⓖ ¹ CPCD30/35/38-XRG2 |
| Ⓖ ¹² CPCD30/35/38-XRW92F | | | | |

序号 Item	名称 Description	适用车型 Serial No.	页码 Page
图 1 Fig.1	转向装置 Steering device	全部车型 All models of truck	2-1
图 2 Fig.2	方向盘总成 Steering wheel assy	全部车型 All models of truck	2-3
图 3 Fig. 3	转向管装置 Steering pipe devic	全部车型 All models of truck	2-4
图 4 Fig.4	转向桥 Steering axle	全部车型 All models of truck	2-5
图 5 Fig.5	转向车轮总成 Steering wheel assy	全部车型 All models of truck	2-9
图 6 Fig.6	转向油缸 Steering cylinder	全部车型 All models of truck	2-10

РУМАКУ <https://find-parts.ru/>

РУМАКУ <https://find-parts.ru/>

РУМАКУ <https://find-parts.ru/>

РУМАКУ <https://find-parts.ru/>

РУМАКУ <https://find-parts.ru/>

РУМАКУ <https://find-parts.ru/>

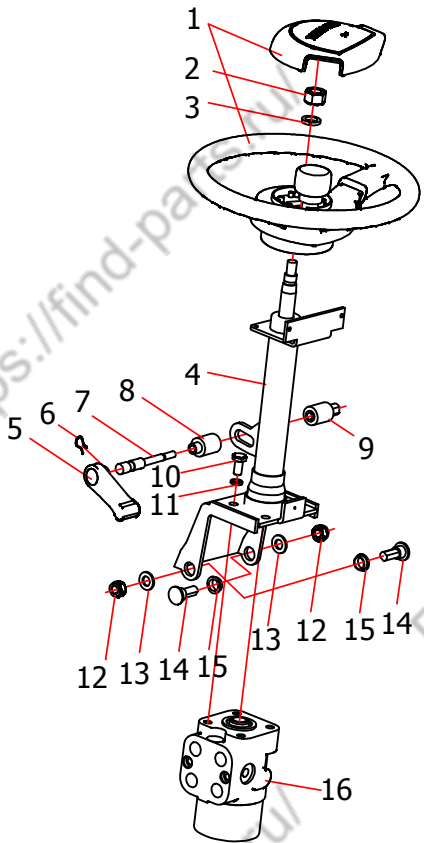
<https://find-parts.ru/>

<https://find-parts.ru/>

<https://find-parts.ru/>

图1 转向装置
Fig. 1 Steering device

全部车型
All models of truck



序号 Item	物料码 Part NO.	名称 Description	数量 Qty	备注或适用车型 Remarks Or Serial NO.
1	202100110003	方向盘总成 Steering wheel assy	1	
2	209990001672	方向盘螺母 Nut	1	
3	300030010004	垫圈 16 Washer 16	1	
4	202100230018	转向管装置 Steering pipe device	1	
5	202100010001	锁紧手柄 Lock Handle	1	
6	202100180001	卡簧 Snap ring	1	
7	202100270001	锁紧轴 Lock shaft	1	
8	202100280001	锁紧轴套 I Lock sleeve I	1	
9	202100280002	锁紧轴套 II Lock sleeve II	1	
10	300010040005	螺栓 M10×20 Bolt M10×20	4	
11	300030010001	垫圈 10 Washer 10	4	
12	300020140008	螺母 M12 Nut M12	2	
13	300030040003	垫圈 12 Washer 12	2	
14	310010010034	螺栓 Bolt	2	
15	202100040003	衬套 Spacer	2	

图1 转向装置
Fig. 1 Steering device

全部车型
All models of truck

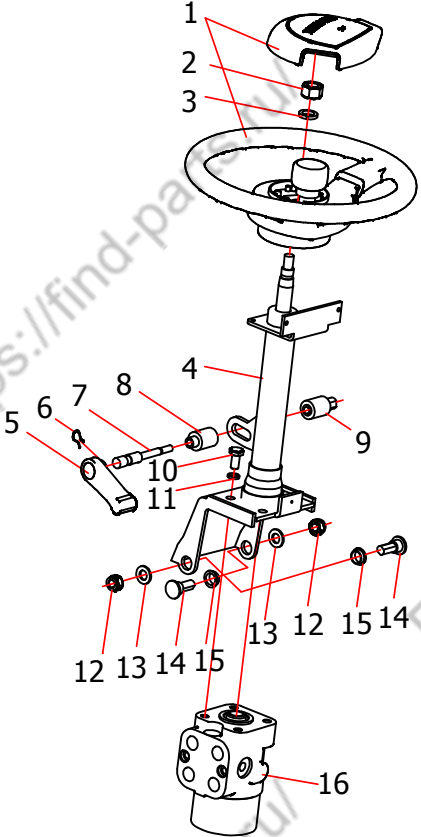
序号 Item	物料码 Part NO.	名称 Description	数量 Qty	备注或适用车型 Remarks Or Serial NO.
	16	全液压转向器 Orbitrol	1	Ⓛ Ⓛ1 Ⓛ
	16	全液压转向器 Orbitrol	1	ⓐ1 ⓐ2 ⓐ1 ⓐ2 ⓕ ⓖ1 ⓖ2 ⓓ1 ⓓ2
	16	全液压转向器 Orbitrol	1	Ⓐ Ⓐ3 Ⓑ Ⓑ3 Ⓑ4 Ⓑ5 Ⓒ Ⓒ3 Ⓔ Ⓒ3 ⓓ ⓓ <2017-10-15
	16	全液压转向器 Orbitrol	1	Ⓐ Ⓐ3 Ⓑ Ⓑ3 Ⓑ4 Ⓑ5 Ⓒ Ⓒ3 Ⓔ Ⓒ3 ⓓ ⓓ ≧2017-10-15
	16	全液压转向器 Orbitrol	1	Ⓑ2 <2018.05.07
	16	全液压转向器 Orbitrol	1	Ⓑ2 ⓓ2 ≧2018.05.07

图 2 方向盘总成
Fig. 2 Steering wheel assy

全部车型
All models of truck

序号 Item	物料码 Part NO.	名称 Description	数量 Qty	备注或适用车型 Remarks Or Serial NO.
A1	202100110003	方向盘总成 Steering wheel assy	1	
1	202100090001	方向盘盖 Steering wheel pad	1	
2	202100100001	方向盘体 Steering wheel body	1	

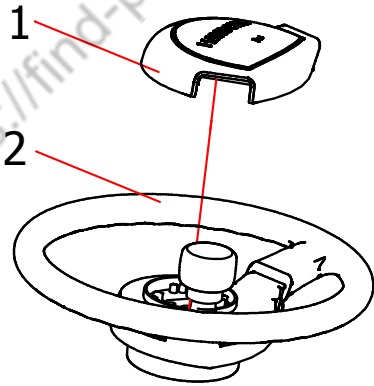
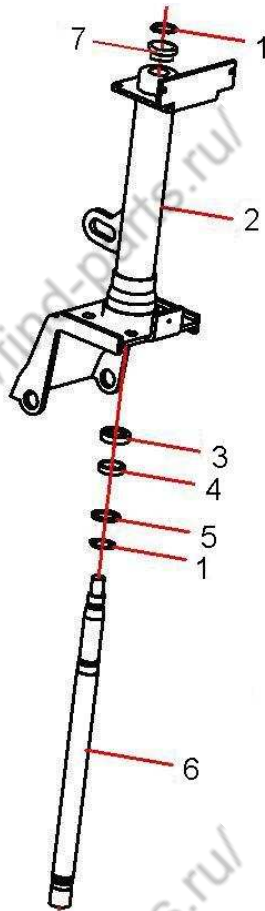


图3 转向管装置
Fig. 3 Steering pipe device

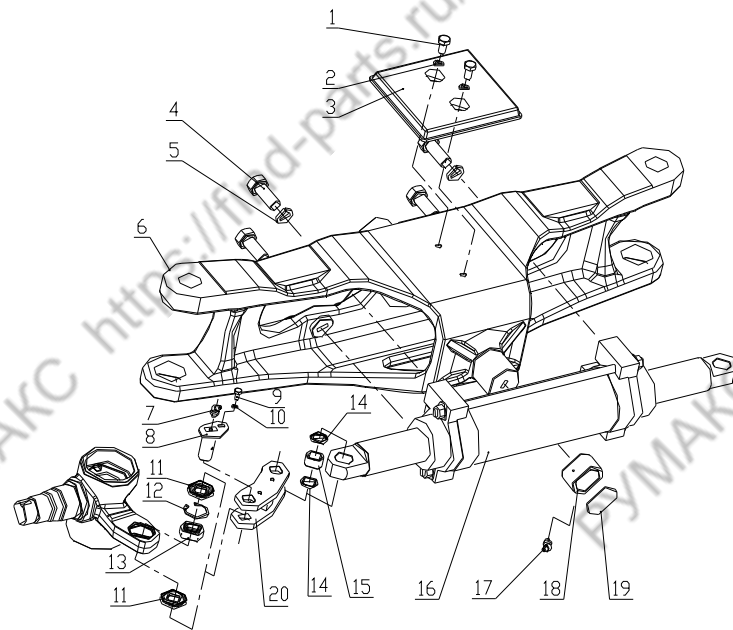
全部车型
All models of truck



序号 Item	物料码 Part NO.	名称 Description	数量 Qty	备注或适用车型 Remarks Or Serial NO.
A1	202100230018	转向管装置 Steering pipe device	1	
1	300060030011	挡圈 20 Snap ring	2	
2	202100230021	转向管总成 Steering pipe	1	
3	202100130005	隔套 Bush	1	
4	202100070006	调整垫圈 Adjusting shim	1	
5	202100070002	垫片 Washer	1	
6	202100240014	转向轴 Steering shaft	1	
7	202100120008	防尘套 dust cover	1	

图4 转向桥
Fig. 4 Steering axle

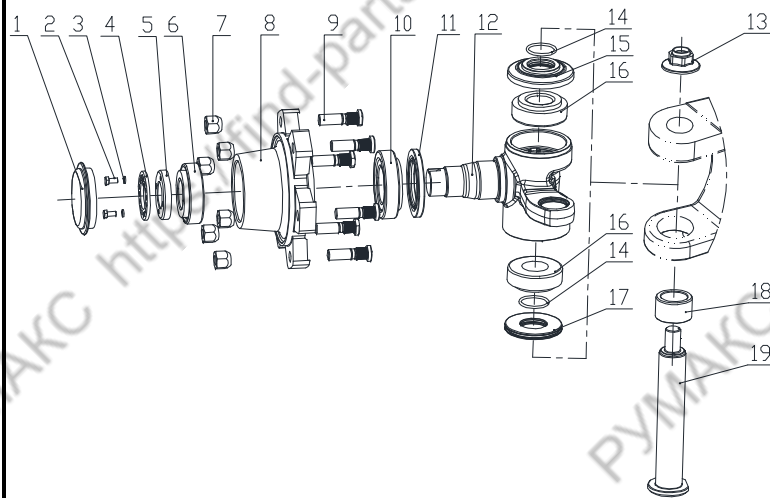
全部车型
All models of truck



序号 Item	物料码 Part NO.	名称 Description	数量 Qty	备注或适用车型 Remarks Or Serial NO.
1	300010060005	螺栓 M10×1.25×20 Bolt M10x1.25x20	2	
2	300030010001	垫圈 10 Washer 10	2	
3	202200250004	转向缓冲块 Shock absorption block	1	
4	300010060086	螺栓 M18×1.5×45 Bolt M18x1.5x45	4	
5	300030010005	垫圈 18 Washer 18	4	
6	202200170154	转向桥体 Steering axle body	1	
7	205100370002	油杯 Grease nipple	4	
8	202200140077	销轴 Pin shaft	4	
9	300010040145	螺栓 M6×12 Bolt M6×12	4	
10	300030010014	垫圈 6 Washer 6	4	
11	202200020027	防尘垫圈 Dustproof ring	4	
12	300060020006	挡圈-B型 35 Snap ring 35	2	
13	300140170003	轴承 GE20ES-2RS Bearing	2	
14	202200160014	油封 Oil seal	4	
15	202200060015	钢套 II Sleeve	2	

图4 转向桥
Fig. 4 Steering axle

全部车型
All models of truck



序号 Item	物料码 Part NO.	名称 Description	数量 Qty	备注或适用车型 Remarks Or Serial NO.
1	202200010009	端盖 End cover	2	
2	300010040145	螺栓 M6×12 Bolt M6x12	4	
3	300030010014	垫圈 6 Washer 6	4	
4	202200040001	防松垫圈 Washer	2	
5	202200130002	锁紧螺母 Lock nut	2	
6	300140020021	轴承 322083DC Bearing	2	
7	202200100004	锥形螺母 Nut	12	
8	202200150042	转向轮毂 Hub	2	
9	202200260009	联接螺栓 Bolt	12	
10	300140020016	轴承 322103DC Bearing	2	
11	300320030002	油封 FB60×90×8 Oil seal	2	
12	202200180175	左转向节 Left steering knuckle	1	
12	202200180172	右转向节 Right steering knuckle	1	
13	202200130011	锁紧螺母 Lock nut	2	
14	300130010109	O形密封圈 40×3.1 O-ring 40x3.1	4	

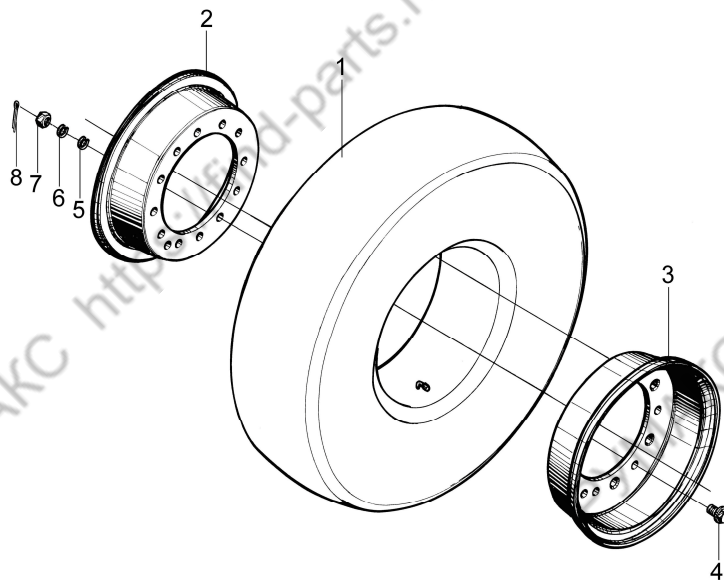
图4 转向桥
Fig.4 Steering axle

全部车型
All models of truck

	序号 Item	物料码 Part No.	名称 Description	数量 Qty	备注或适用车型 Remarks Or Serial No.
	15	202200020029	防尘罩总成 Dust cover	2	
	16	202200210024	轴承 Bearing	4	
	17	202200020028	防尘圈总成 Dustproof ring assy	2	
	18	205100320148	衬套 Bush	2	
	19	202200230040	主销 Pin	2	

图5 转向车轮总成
Fig. 5 Steering wheel assy

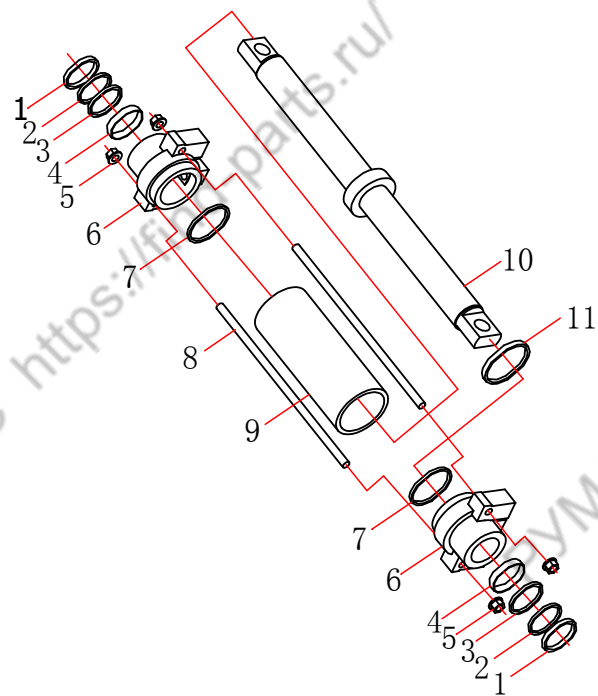
全部车型
All models of truck



序号 Item	物料码 Part NO.	名称 Description	数量 Qty	备注或适用车型 Remarks Or Serial NO.
A1	201500000284	转向车轮总成 Steering tyre assy	2	包含/INC:1-7
1	300150040019	轮胎 6.50-10-10PR Tyre	1	
2	201500040049	内轮辋 Inside wheel rim	1	序号 2、3 配对购买 Item 2, 3, Provide together
3	201500040055	外轮辋 Outside wheel rim	1	
4	201100020059	螺栓 Bolt	6	
5	300030010002	垫圈 12 Washer 12	6	
6	300020020006	螺母 M12×1.5 Nut M12×1.5	6	
7	300050010012	销 2.5×25 Pin 2.5×25	6	

图6 转向油缸
Fig. 6 Steering cylinder

全部车型
All models of truck



序号 Item	物料码 Part NO.	名称 Description	数量 Qty	备注或适用车型 Remarks Or Serial NO.
A1	202300000054	转向油缸 Steering cylinder	1	包含/INC:1-11
1	209990000127	LBH 防尘圈 d50 Dustproof ring	2	不单供
2	202300010003	保护圈 Ring	2	
3	204100070391	ISI 密封圈 d50 Seal ring	2	不单供
4	205100040030	复合衬套 5025 Bush	2	
5	201200120085	螺母 M12×1.25 Nut M12×1.25	4	
6	202300030028	导向套 Guide bush	2	
7	300130010160	O 形密封圈 80×3.5 O-ring 80×3.5	2	不单供
8	202300110009	螺杆 Bolt	2	
9	202300050018	缸筒 Body cylinder	1	
10	202300100044	活塞杆 Piston rod	1	
11	209990000254	格莱圈 D80 Ring D80	1	不单供
K1	810200000001	转向油缸修理包 Steering cylinder repair kits	1	包含/INC:1,3,4,7,11

РУМАКУ <https://find-parts.ru/>

РУМАКУ <https://find-parts.ru/>

РУМАКУ <https://find-parts.ru/>

РУМАКУ <https://find-parts.ru/>

РУМАКУ <https://find-parts.ru/>

РУМАКУ <https://find-parts.ru/>

<https://find-parts.ru/>

<https://find-parts.ru/>

<https://find-parts.ru/>

第三部分 动力系统目录

Part III Power system contents

- | | | | | |
|------------------------------------|------------------------------------|------------------------------------|------------------------------------|------------------------------------|
| Ⓐ CPCD30/35-XRG71 | Ⓐ ³ CPC30/35/38-XRG71 | Ⓑ CPCD30/35/38-XRG72 | Ⓑ ² CPCD30/35/38-XRG72F | Ⓑ ³ CPC30/35/38-XRG72 |
| Ⓔ ⁴ CPCD30/35/38-XRG72J | Ⓑ ⁵ CPC30/35/38-XRG72J | Ⓒ CPCD30-XRW10 | Ⓒ ¹ CPCD30-XRW10B | Ⓒ ² CPCD30-XRW10F |
| Ⓒ ³ CPC30-XRW10 | Ⓓ ¹ CPCD30/35/38-XRW33B | Ⓓ ² CPCD30/35/38-XRW33F | Ⓔ CPCD30/35-XRW43 | Ⓔ ¹ CPCD30/35/38-XRW73 |
| Ⓔ ¹ CPCD30/35/38-XRW55B | Ⓔ ² CPCD30/35/38-XRW55F | Ⓔ ³ CPC30/35/38-XRW55 | Ⓕ CPCD30/35-XRW56 | Ⓕ ¹ CPCD30/35/38-XRW56B |
| Ⓕ ² CPCD30/35/38-XRW56F | Ⓖ ¹ CPQD30/35-XRW22 | Ⓖ ¹ CPQD30/35/38-XRW22B | Ⓖ ¹ CPQYD30/35/38-XRW22 | Ⓖ ¹ CPCD30/35/38-XRG2 |
| Ⓖ ² CPCD30/35/38-XRW92F | | | | |

序号 Item	名称 Description	适用车型 Serial No.	页码 Page
图 1 Fig.1	动力系统 Power system	Ⓐ Ⓐ ³ Ⓖ ¹	3-1
图 2 Fig.2	动力系统 Power system	Ⓑ Ⓑ ² Ⓑ ³ Ⓑ ⁴ Ⓑ ⁵ Ⓖ ²	3-2
图 3 Fig.3	电控单元总成 ECU assy	Ⓐ Ⓐ ³ Ⓑ Ⓑ ² Ⓑ ³ Ⓑ ⁴ Ⓑ ⁵ Ⓖ ²	3-3
图 4 Fig.4	动力系统 Power system	Ⓒ Ⓒ ² Ⓒ ³	3-4
图 5 Fig.5	动力系统 Power system	Ⓒ ¹	3-5
图 6 Fig.6	动力系统 Power system	Ⓓ ¹ Ⓓ ²	3-6
图 7 Fig.7	动力系统 Power system	Ⓔ	3-7
图 8 Fig.8	动力系统 Power system	Ⓕ Ⓕ ¹ Ⓕ ²	3-8

序号 Item	名称 Description	适用车型 Serial No.	页码 Page
图 9 Fig.9	动力系统 Power system	① ①1	3-9
图 10 Fig.10	动力系统 Air inlet system	⑥1 ⑥2 ⑥3	3-10
图 11 Fig.11	进气系统 Air inlet system	① ①3 ② ②2 ③ ③4 ③5 ④ ④2	3-11
图 12 Fig.12	进气系统 Air inlet system	⑤ ⑤1 ⑤2 ⑤3 ⑤	3-12
图 13 Fig.13	进气系统 Air inlet system	① ①1	3-14
图 14 Fig.14	进气系统 Air inlet system	①1 ①2 ① ①1 ①2	3-16
图 15 Fig.15	进气系统 Air inlet system	⑥1 ⑥2 ⑥3	3-18
图 16 Fig.16	冷却系统 Cooling system	① ①3 ② ②2 ③ ③4 ③5 ④ ④2	3-19
图 17 Fig.17	冷却系统 Cooling system	⑤ ⑤1 ⑤2 ⑤3	3-21
图 18 Fig.18	冷却系统 Cooling system	⑤	3-24
图 19 Fig.19	冷却系统 Cooling system	①1 ①2 ① ①1 ①2	3-26
图 20 Fig. 20	冷却系统 Cooling system	① ①1 ①	3-29
图 21 Fig. 21	冷却系统 Cooling system	⑥1 ⑥2 ⑥3	3-32
图 22 Fig. 22	排气系统 Exhaust system	① ①3 ② ②2 ③ ③4 ③5 ④ ④2	3-35
图 23 Fig. 23	排气系统 Exhaust system	⑤ ⑤2 ⑤1 ⑤3	3-37

序号 Item	名称 Description	适用车型 Serial No.	页码 Page
图 24 Fig. 24	排气系统 Exhaust system	⓪1 ⓪2 ⓓ1 ① ①1 ①	3-39
图 25 Fig. 25	排气系统 Exhaust system	Ⓔ	3-41
图 26 Fig. 26	排气系统 Exhaust system	ⓓ1 ⓓ2	3-43
图 27 Fig. 27	排气系统 Exhaust system	Ⓔ1 Ⓔ2 Ⓔ3	3-45
图 28 Fig. 28	燃油系统 Fuel system	Ⓐ Ⓐ3 Ⓑ Ⓑ2 Ⓑ3 Ⓑ4 Ⓑ5 ① ⓓ2	3-47
图 29 Fig. 29	燃油系统 Fuel system	Ⓒ Ⓒ1 Ⓒ2 Ⓒ3	3-49
图 30 Fig. 30	燃油系统 Fuel system	Ⓔ	3-51
图 31 Fig. 31	燃油系统 Fuel system	ⓓ1 ⓓ11 ⓓ2	3-53
图 32 Fig. 32	燃油系统 Fuel system	① ①1	3-55
图 33 Fig. 33	燃油系统 Fuel system	⓪1 ⓪2	3-56
图 34 Fig. 34	燃油系统 Fuel system	Ⓔ1 Ⓔ2 Ⓔ3	3-58
图 35 Fig. 35	发动机安装 Engine mount	Ⓐ Ⓐ3 Ⓑ Ⓑ3 Ⓑ4 Ⓑ5 ①	3-60
图 36 Fig. 36	发动机安装 Engine mount	Ⓒ Ⓒ3	3-61
图 37 Fig. 37	发动机安装 Engine mount	Ⓔ	3-62
图 38 Fig. 38	发动机安装 Engine mount	ⓓ1	3-63

序号 Item	名称 Description	适用车型 Serial No.	页码 Page
图 39 Fig. 39	发动机安装 Engine mount	①	3-64
图 40 Fig. 40	发动机安装 Engine mount	Ⓒ) Ⓓ)	3-65
图 41 Fig. 41	发动机安装 Engine mount	Ⓔ) Ⓕ)	3-67
图 42 Fig. 42	发动机安装 Engine mount	⑪	3-68
图 43 Fig. 43	发动机安装 Engine mount	Ⓗ)	3-69
图 44 Fig. 44	发动机安装 Engine mount	Ⓒ)	3-70
图 45 Fig. 45	发动机安装 Engine mount	Ⓓ) Ⓗ)	3-71
图 46 Fig. 46	发动机安装 Engine mount	Ⓔ)	3-72
图 47 Fig. 47	发动机安装 Engine mount	Ⓖ)	3-73
图 48 Fig. 48	发动机安装 Engine mount	Ⓖ)	3-74
图 49 Fig. 49	动力系统 Power system	Ⓕ)	3-75
图 50 Fig. 50	进气系统 Air intake system	Ⓕ)	3-76
图 51 Fig. 51	冷却系统 Cooling system	Ⓕ)	3-77
图 52 Fig. 52	排气系统 Exhaust system	Ⓕ)	3-79
图 53 Fig. 53	燃油系统 Fuel system	Ⓕ)	3-81

序号 Item	名称 Description	适用车型 Serial No.	页码 Page
图 54 Fig. 54	发动机安装 Engine mount	Ⓕ	3-83
图 55 Fig. 55	动力系统 Power system	Ⓖ	3-84
图 56 Fig. 56	进气系统 Air intake system	Ⓖ	3-85
图 57 Fig. 57	高位排气系统 Exhaust system	Ⓖ	3-87
图 58 Fig. 58	燃油系统 Fuel system	Ⓖ	3-88

РУМАКУ <https://find-parts.ru/>

РУМАКУ <https://find-parts.ru/>

РУМАКУ <https://find-parts.ru/>

РУМАКУ <https://find-parts.ru/>

РУМАКУ <https://find-parts.ru/>

РУМАКУ <https://find-parts.ru/>

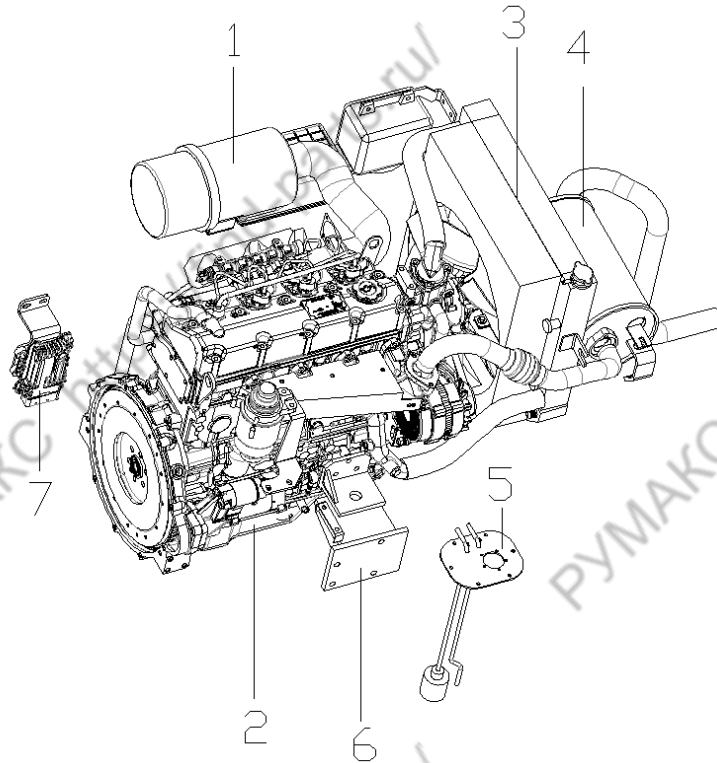
<https://find-parts.ru/>

<https://find-parts.ru/>

<https://find-parts.ru/>

图 1 动力系统
Fig. 1 Power system

Ⓐ CPCD30/35/38-XRG71 Ⓐ³ CPC30/35/38-XRG71 Ⓞ CPCD30/35/38-XRG2



序号 Item	物料码 Part No.	名称 Description	数量 Qty	备注或适用车型 Remarks or Serial No.
1	203100000502	进气系统 Air intake system	1	Ⓐ Ⓐ³
1	203100000540	进气系统 Air intake system	1	Ⓞ
2	203010000243	柴油机 Diesel engine	1	Ⓐ Ⓐ³
2	203010000288	柴油机 Diesel engine	1	Ⓞ
3	203300000680	冷却系统 Cooling system	1	Ⓐ
3	203300000688	冷却系统 Cooling system	1	Ⓐ³ Ⓞ
4	203200000671	排气系统 Exhaust system	1	
5	203400000303	燃油系统 Fuel system	1	Ⓐ Ⓐ³
5	203400000319	燃油系统 Fuel system	1	Ⓞ
6	203500000310	发动机安装 Engine mount	1	
7	203010010387	电控单元总成 ECU assy	1	Ⓐ Ⓐ³

图 2 动力系统
Fig. 2 Power system

Ⓑ CPCD30/35/38-XRG72 Ⓑ² CPCD30/35/38-XRG72F Ⓑ³ CPC30/35/38-XRG72 Ⓑ⁴ CPCD30/35/38-XRG72J
Ⓑ⁵ CPC30/35/38-XRG72J Ⓐ² CPCD30/35/38-XRW92F

序号 Item	物料码 Part No.	名称 Description	数量 Qty	备注或适用车型 Remarks or Serial No.
1	20310000502	进气系统 Air intake system	1	
2	20301000268	柴油机 Diesel engine	1	Ⓑ Ⓑ ³
2	20301000287	柴油机 Diesel engine	1	Ⓑ ²
2	20301000286	柴油机 Diesel engine	1	Ⓑ ⁴ Ⓑ ⁵
2	20301000306	柴油机 Diesel engine	1	Ⓐ ²
3	20330000680	冷却系统 Cooling system	1	Ⓑ ² Ⓑ Ⓑ ⁴ Ⓐ ²
3	20330000688	冷却系统 Cooling system	1	Ⓑ ³ Ⓑ ⁵
4	20320000671	排气系统 Exhaust system	1	
5	20340000303	燃油系统 Fuel system	1	
6	20350000310	发动机安装 Engine mount	1	除外/except Ⓑ ² Ⓐ ²
6	20350000328	发动机安装 Engine mount	1	Ⓑ ² Ⓐ ²
7	203010010415	电控单元总成 ECU assy	1	

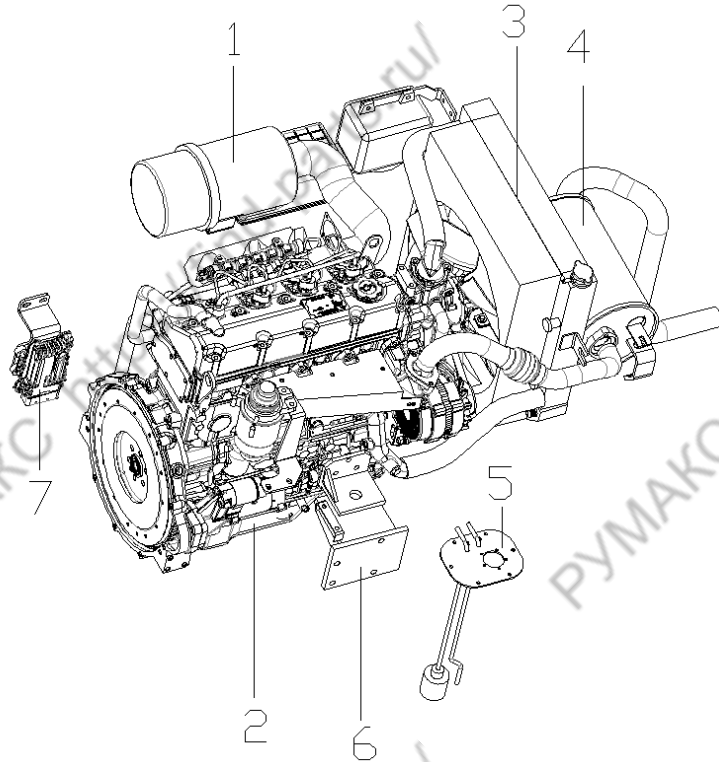
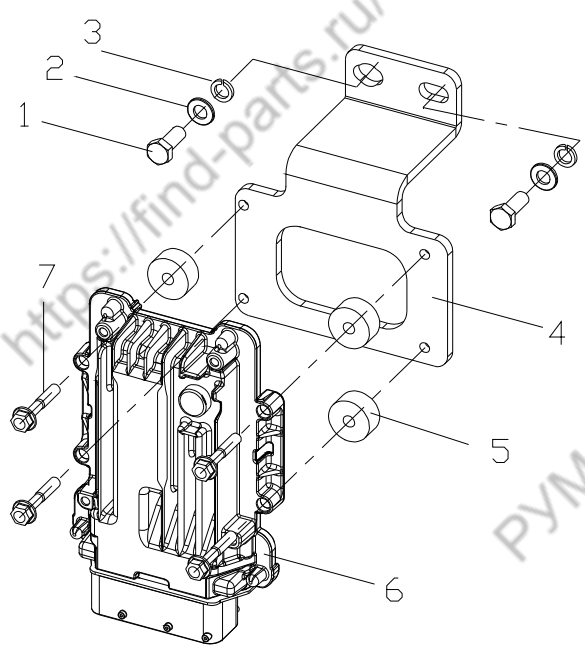


图3 电控单元总成

Fig.3 ECU assy

Ⓐ CPCD30/35/38-XRG71 Ⓐ³ CPC30/35/38-XRG71 Ⓑ CPCD30/35/38-XRG72 Ⓑ² CPCD30/35/38-XRG72F
 Ⓑ³ CPC30/35/38-XRG72 Ⓑ⁴ CPCD30/35/38-XRG72J Ⓑ⁵ CPC30/35/38-XRG72J Ⓒ² CPCD30/35/38-XRW92F



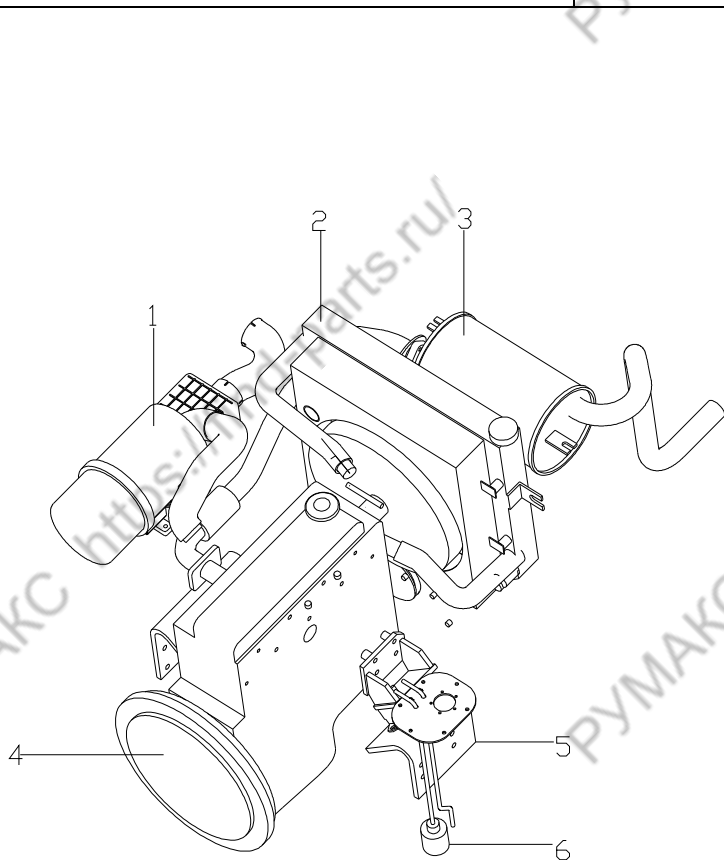
序号 Item	物料码 Part No.	名称 Description	数量 Qty	备注或适用车型 Remarks or Serial No.
1	300010040173	螺栓 M8x20 Bolt M8x20	2	
2	300030040014	垫圈 8 Washer 8	2	
3	300030010015	垫圈 8 Washer 8	2	
4	203010010373	ECU 安装支架 ECU Bracket	1	
5	203500020057	缓冲垫 Cushion	4	
6	203010010382	电控单元 (ECU)- ECU	1	Ⓐ Ⓐ ³
6	209990023899	电控单元 (ECU)- ECU	1	Ⓑ Ⓑ ² Ⓑ ³ Ⓑ ⁴ Ⓑ ⁵ Ⓒ ²
7	300010220005	螺栓组合件 M6x35 Bolt assy M6x35	4	

图 4 动力系统
Fig. 4 Power system

© CPCD30-XRW10

©2 CPCD30-XRW10F

©3 CPC30-XRW10



序号 Item	物料码 Part No.	名称 Description	数量 Qty	备注或适用车型 Remarks or Serial No.
1	203100000528	进气系统 Air intake system	1	
2	203010000098	柴油机 Diesel engine	1	
3	203300000706	冷却系统 Cooling system	1	© ©2
3	203300000709	冷却系统 Cooling system	1	©3
4	203200000694	排气系统 Exhaust system	1	
5	203500000320	发动机安装 Engine mount	1	© ©3
6	203500000344	发动机安装 Engine mount	1	©2
6	203400000312	燃油系统 Fuel system	1	

图 5 动力系统
Fig. 5 Power system

© CPCD30-XRW10B

序号 Item	物料码 Part No.	名称 Description	数量 Qty	备注或适用车型 Remarks or Serial No.
1	203100000533	进气系统 Air intake system	1	
2	203300000712	冷却系统 Cooling system	1	
3	203200000702	排气系统 Exhaust system	1	
4	203010000098	柴油机 Diesel engine	1	
5	203500000324	发动机安装 Engine mount	1	
6	203400000312	燃油系统 Fuel system	1	

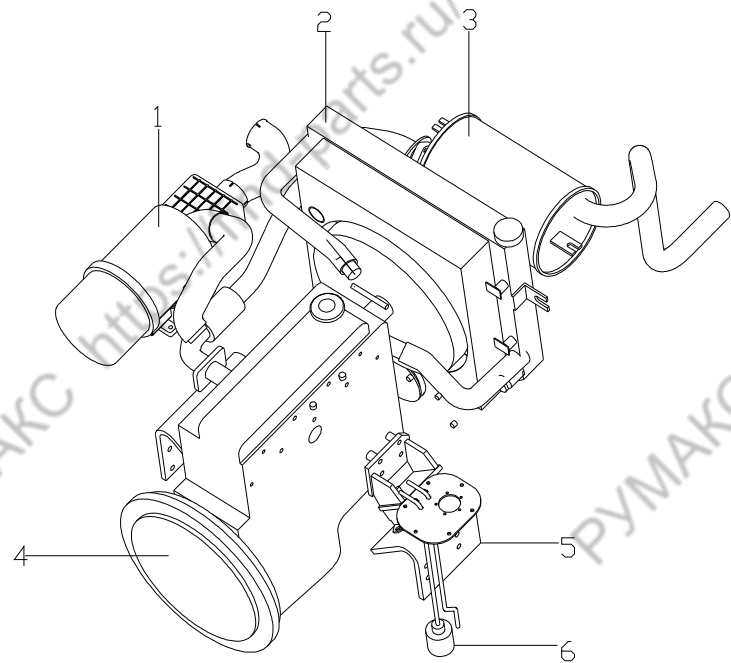


图 6 动力系统
Fig. 6 Power system

Ⓛ1 CPCD30/35/38-XRW33B Ⓛ2 CPCD30/35/38-XRW33F

序号 Item	物料码 Part No.	名称 Description	数量 Qty	备注或适用车型 Remarks or Serial No.
1	203100000541	进气系统 Air intake system	1	Ⓛ1
1	203100000556	进气系统 Air intake system	1	Ⓛ2
2	203010000052	柴油机 Diesel engine	1	
3	203300000718	冷却系统 Cooling system	1	Ⓛ1
3	203300000729	冷却系统 Cooling system	1	Ⓛ2
4	203200000710	排气系统 Exhaust system	1	Ⓛ1
4	203200000730	排气系统 Exhaust system	1	Ⓛ2
5	203500000058	发动机安装 Engine mount	1	Ⓛ1
5	203500000347	发动机安装 Engine mount	1	Ⓛ2
6	203400000320	燃油系统 Fuel system	1	

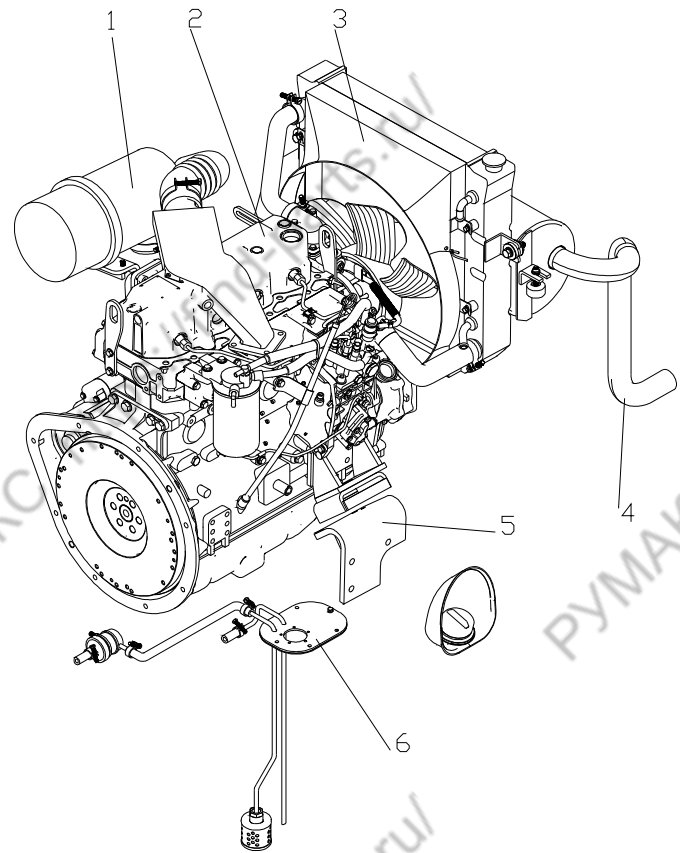


图 7 动力系统
Fig. 7 Power system

© CPCD30/35/38-XRW43

序号 Item	物料码 Part No.	名称 Description	数量 Qty	备注或适用车型 Remarks or Serial No.
1	203100000452	进气系统 Air intake system	1	
2	203010000208	柴油机 Diesel engine	1	
3	203010010280	垫块 I Block I	1	
4	203010010279	垫块 II Block II	1	
5	203300200087	风扇 Fan	1	
6	300030010001	垫圈 10 Washer 10	4	
7	300010030015	螺栓 M10×50 Bolt M10×50	4	
8	203200000601	排气系统 Exhaust system	1	
9	203300000630	冷却系统 Cooling system	1	
10	203400000270	燃油系统 Fuel system	1	
11	203500000282	发动机安装 Engine mount	1	
12	300030010014	垫圈 6 Washer 6	4	
13	300010040155	螺栓 M6×30 Bolt M6×30	4	

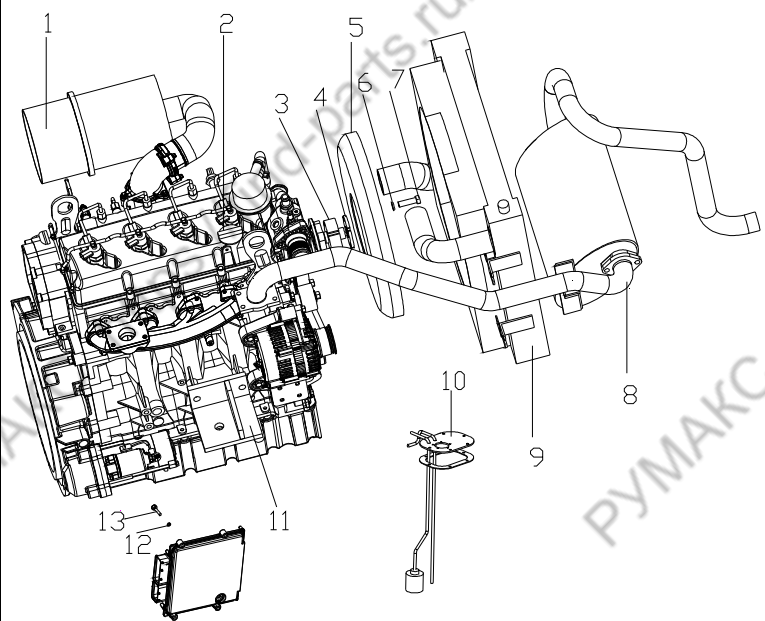


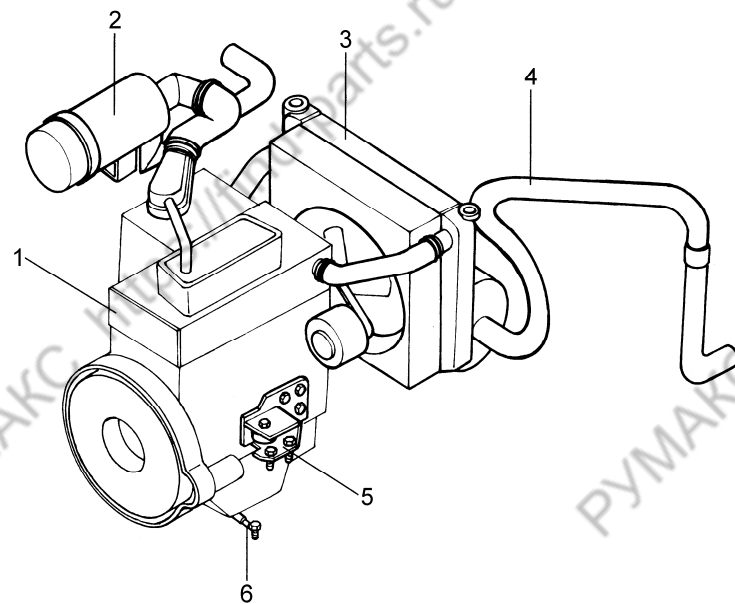
图 8 动力系统
Fig. 8 Power system

Ⓜ CPCD30/35/38-XRW56 Ⓜ CPCD30/35/38-XRW56B Ⓜ CPCD30/35/38-XRW56F

序号 Item	物料码 Part No.	名称 Description	数量 Qty	备注或适用车型 Remarks or Serial No.
1	203100000457	进气系统 Air intake system	1	Ⓜ
1	203100000557	进气系统 Air intake system	1	Ⓜ
2	203010000209	柴油机 Diesel engine	1	
3	203300000636	冷却系统 Cooling system	1	Ⓜ
3	203300000731	冷却系统 Cooling system	1	Ⓜ
3	203300000730	冷却系统 Cooling system	1	Ⓜ
4	203200000608	排气系统 Exhaust system	1	Ⓜ
4	203200000710	排气系统 Exhaust system	1	Ⓜ
4	203200000730	排气系统 Exhaust system	1	Ⓜ
5	203500000284	发动机安装 Engine mount	1	Ⓜ
5	203500000058	发动机安装 Engine mount	1	Ⓜ
5	203500000347	发动机安装 Engine mount	1	Ⓜ
6	203400000274	燃油系统 Fuel system	1	

图 9 动力系统
Fig.9 Power system

① CPQD30/35/38-XRW22 ①① CPQD30/35/38-XRW22B



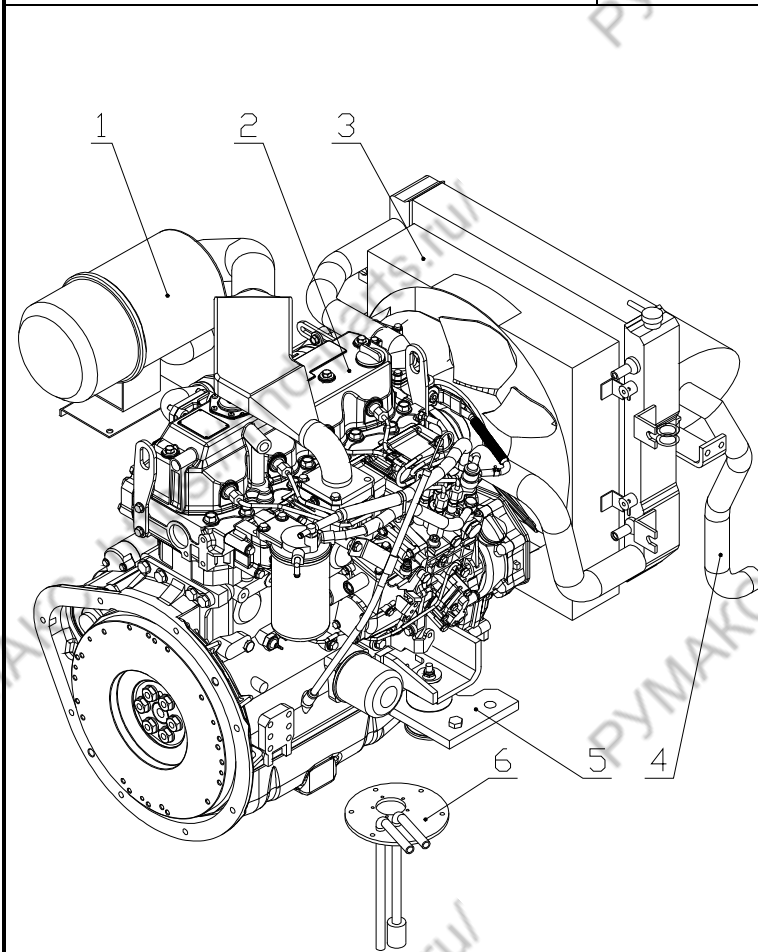
序号 Item	物料码 Part No.	名称 Description	数量 Qty	备注或适用车型 Remarks or Serial No.
1	203010000077	汽油机 Gasoline engine	1	
2	203100000460	进气系统 Air intake system	1	①
2	203100000546	进气系统 Air intake system	1	①①
3	203300000640	冷却系统 Cooling system	1	①
3	203300000722	冷却系统 Cooling system	1	①①
4	203200000613	排气系统 Exhaust system	1	①
4	203200000716	排气系统 Exhaust system	1	①①
5	203500000287	发动机安装 Engine mount	1	①
5	203500000145	发动机安装 Engine mount	1	①①
6	203400000275	燃油系统 Fuel system	1	

图 10 动力系统
Fig.10 Power system

Ⓔ1 CPCD30/35/38-XRW55B

Ⓔ2 CPCD30/35/38-XRW55F

Ⓔ3 CPC30/35/38-XRW55



序号 Item	物料码 Part No.	名称 Description	数量 Qty	备注或适用车型 Remarks or Serial No.
1	203500000349	进气系统 Air intake system	1	Ⓔ1
1	203100000551	进气系统 Air intake system	1	Ⓔ2 Ⓔ3
2	203010000211	柴油机 Diesel engine	1	
3	203300000735	冷却系统 Cooling system	1	Ⓔ1
3	203300000725	冷却系统 Cooling system	1	Ⓔ2
3	203300000750	冷却系统 Cooling system	1	Ⓔ3
4	203200000736	排气系统 Exhaust system	1	Ⓔ1
4	203200000722	排气系统 Exhaust system	1	Ⓔ2 Ⓔ3
5	203500000349	发动机安装 Engine mount	1	Ⓔ1
5	203500000340	发动机安装 Engine mount	1	Ⓔ2
5	203500000341	发动机安装 Engine mount	1	Ⓔ3
6	203400000323	燃油系统 Fuel system	1	

图 11 进气系统
Fig.11 Air intake system

Ⓐ CPCD30/35/38-XRG71 Ⓒ CPC30/35/38-XRG71 Ⓓ CPCD30/35/38-XRG72 Ⓔ CPCD30/35/38-XRG72F
Ⓑ CPC30/35/38-XRG72 Ⓕ CPCD30/35/38-XRG72J Ⓖ CPC30/35/38-XRG72J Ⓕ CPCD30/35/38-XRG2
Ⓖ CPCD30/35/38-XRW92F

序号 Item	物料码 Part No.	名称 Description	数量 Qty	备注或适用车型 Remarks or Serial No.
1	300010040173	螺栓 M8×20 Bolt M8×20	1	
2	203100010953	发动机进气管 Engine air intake pipe	1	除外/except Ⓒ
2	203100011033	发动机进气管 Engine air intake pipe	1	Ⓒ
3	203100050191	空滤器总成 Air cleaner	1	
3-1	NO PART NO.	滤清器盖 Cover	1	
3-2	NO PART NO.	滤清器壳 body	1	
3-3	810300000001	外滤芯 Outer filter paper	1	
3-4	810300000002	内滤芯 Inner filter paper	1	
4	203100030022	进气消声器 Air inlet muffler	1	
5	209990000604	蜗杆传动式软管环箍 76 Clamp 76	5	
6	203100010845	进气管 Air intake pipe	1	
7	300030190008	垫圈 8 Washer 8	2	
8	300030010015	垫圈 8 Washer 8	2	

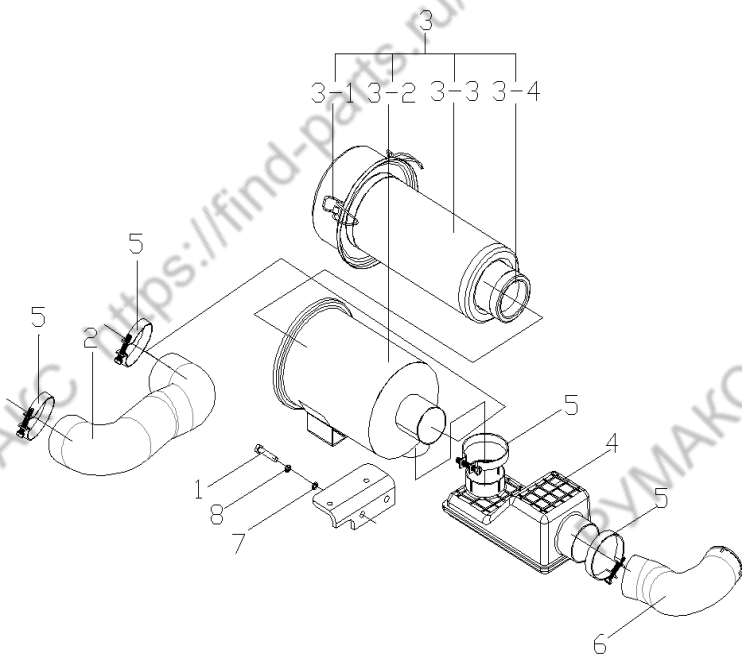


图 12 进气系统
Fig. 12 Air intake system

© CPCD30-XRW10 ©1 CPCD30-XRW10B ©2 CPCD30-XRW10F ©3 CPC30-XRW10
 ⑤ CPCD30/35/38-XRW43

序号 Item	代号 Part No.	名称 Description	数量 Qty	备注或适用车型 Remarks or Serial No.
1	209990000604	蜗杆传动式软管环箍 76 Clamp 76	5	⑤
1	209990000604	蜗杆传动式软管环箍 76 Clamp 76	4	除外/except ⑤
2	203100010838	发动机进气管 Engine air intake pipe	1	⑤
2	203100010997	发动机进气管 Engine air intake pipe	1	© ©3 ©2
2	203100011021	发动机进气管 Engine air intake pipe	1	©1
3	203100050170	空气滤清器 Air cleaner	1	
3-1	NO PART NO.	滤清器盖 Cover	1	
3-2	NO PART NO.	滤清器壳 body	1	
3-3	810300000001	外滤芯 Outer filter paper	1	
3-4	810300000002	内滤芯 Inner filter paper	1	
4	203100030022	进气消声器 Air inlet muffler	1	
5	203100010845	进气管 Air intake pipe	1	
6	300030190001	垫圈 10 Washer 10	2	
7	300030010001	垫圈 10 Washer 10	2	
8	300010040009	螺栓 M10x25 Bolt M10x25	2	

图 13 进气系统
Fig. 13 Air intake system

① CPQD30/35/38-XRW22 ⑪ CPQD30/35/38-XRW22B

序号 Item	代号 Part No.	名称 Description	数量 Qty	备注或适用车型 Remarks or Serial No.
1	209990000604	蜗杆传动式软管环箍 76 Clamp 76	4	①
1	209990000604	蜗杆传动式软管环箍 76 Clamp 76	3	⑪
2	203100010837	发动机进气管 Engine air intake pipe	1	①
2	203100011043	发动机进气管 Engine air intake pipe	1	⑪
3	203100050170	空气滤清器 Air cleaner	1	
3-1	NO PART NO.	滤清器盖 Cover	1	
3-2	NO PART NO.	滤清器壳 body	1	
3-3	810300000001	外滤芯 Outer filter paper	1	
3-4	810300000002	内滤芯 Inner filter paper	1	
4	203100030022	进气消声器 Air inlet muffler	1	
5	203100010845	进气管 Air intake pipe	1	
6	300030190001	垫圈 10 Washer 10	2	①
6	300030190008	垫圈 8 Washer 8	2	⑪
7	300030010001	垫圈 10 Washer 10	2	①
7	300030010015	垫圈 8 Washer 8	2	⑪

图 14 进气系统
Fig.14 Air intake system

Ⓛ1 CPCD30/35/38-XRW33B
Ⓛ11 CPCD30/35/38-XRW56B

Ⓛ2 CPCD30/35/38-XRW33F
Ⓛ22 CPCD30/35/38-XRW56F

ⓁH CPCD30/35/38-XRW56

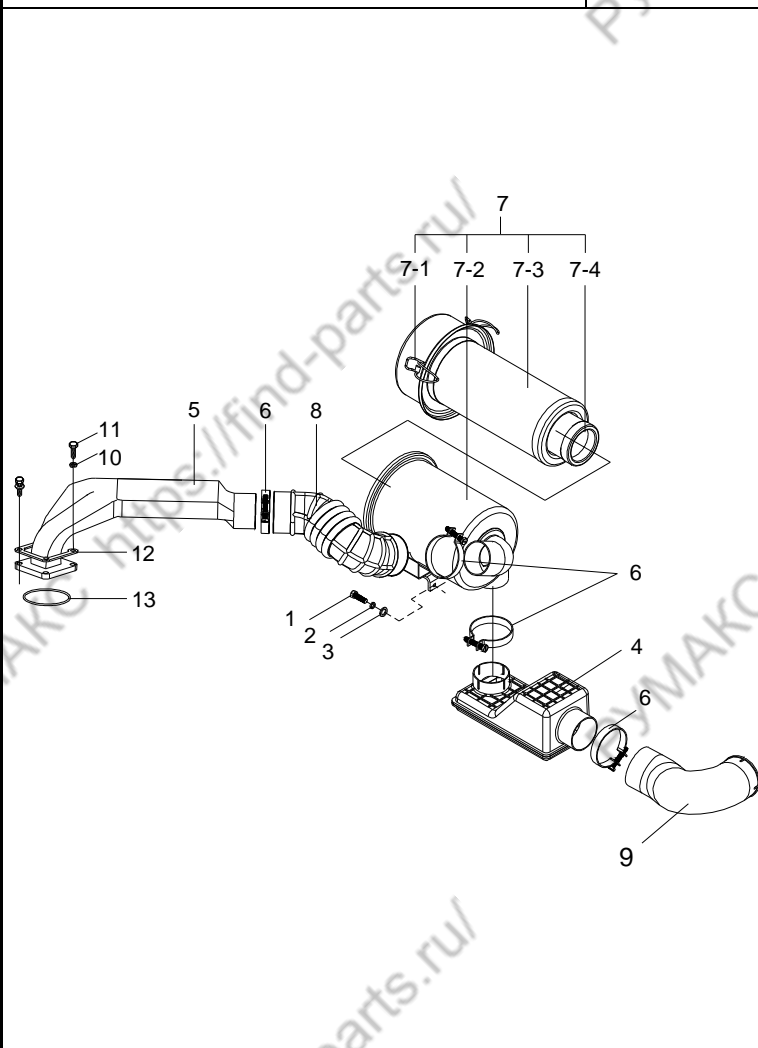
序号 Item	代号 Part No.	名称 Description	数量 Qty	备注或适用车型 Remarks or Serial No.
1	300010040009	螺栓 M10×25 Bolt M10×25	2	
2	300030010001	垫圈 10 Washer 10	2	
3	300030190001	垫圈 10 Washer 10	2	
4	203100030022	进气消声器 Air inlet muffler	1	
5	203100010650	进气接管 Air intake pipe	1	ⓁH Ⓛ11 ⓁH2 <2018-01-20
5	203100011102	进气接管 Air intake pipe	1	ⓁH Ⓛ11 ⓁH2 ≧ 2018-01-20
5	203100010652	进气接管 Air intake pipe	1	ⓁD1 ⓁD2 <2018-01-20
5	203100011101	进气接管 Air intake pipe	1	ⓁD1 ⓁD2 ≧ 2018-01-20
6	209990000604	蜗杆传动式软管环箍 76 Clamp 76	4	
7	203100050170	空气滤清器 Air cleaner	1	
7-1	NO PART NO.	滤清器盖 Cover	1	
7-2	NO PART NO.	滤清器壳 body	1	
7-3	810300000001	外滤芯 Outer filter paper	1	
7-4	810300000002	内滤芯 Inner filter paper	1	
8	203100010840	发动机进气管 Air intake pipe to engine	1	ⓁH

图 14 进气系统
Fig.14 Air intake system

Ⓐ CPCD30/35/38-XRW33B
Ⓔ CPCD30/35/38-XRW56B

Ⓑ CPCD30/35/38-XRW33F
Ⓕ CPCD30/35/38-XRW56F

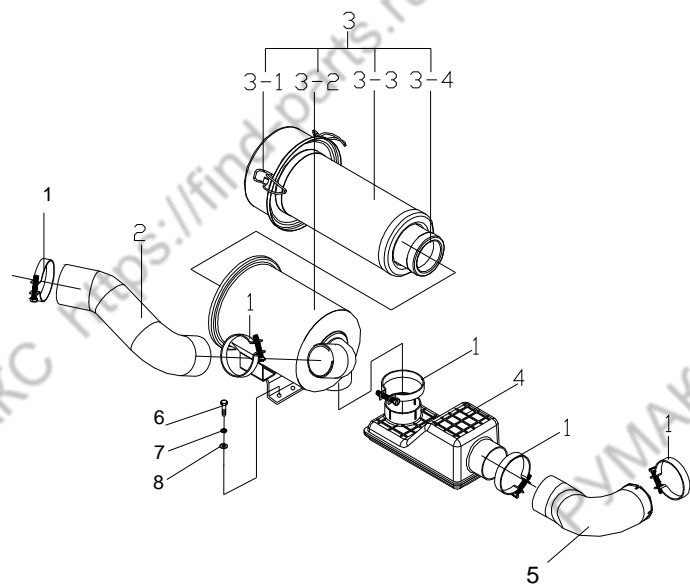
Ⓗ CPCD30/35/38-XRW56



序号 Item	代号 Part No.	名称 Description	数量 Qty	备注或适用车型 Remarks or Serial No.
8	203100011061	发动机进气管 Air intake pipe to engine	1	Ⓗ Ⓔ Ⓑ
8	203100011034	发动机进气管 Air intake pipe to engine	1	Ⓐ
9	203100010845	进气管 Air intake pipe	1	
10	300030010015	垫圈 8 Washer 8	4	Ⓗ Ⓗ1 Ⓗ2
11	300010040184	螺栓 M8×45 Bolt M8×45	4	Ⓗ Ⓗ1 Ⓗ2
11	300010220002	螺栓组合件M8×25 Bolt M8×45	4	Ⓐ Ⓑ
12	203100020002	钢垫 Steel washer	1	
13	204303030059	橡胶垫 Rubber gasket	1	Ⓗ Ⓗ1 Ⓗ2
13	300130010064	O形密封圈 73×3.55 O-ring	1	Ⓐ Ⓑ

图 15 进气系统
Fig.15 Air intake system

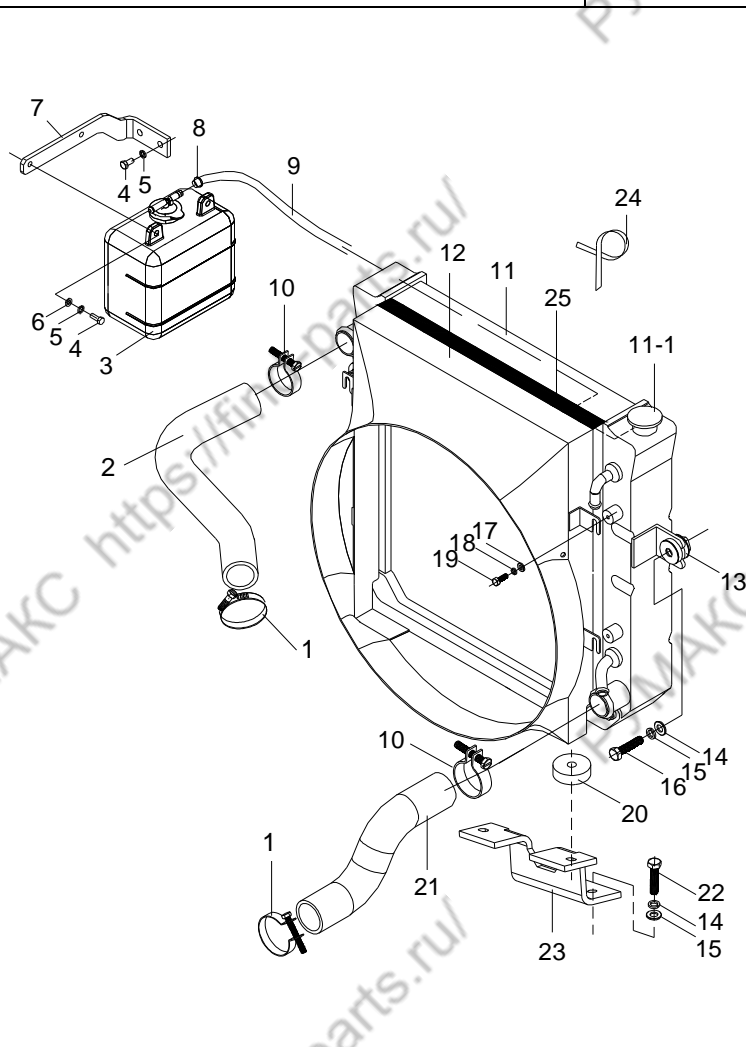
Ⓔ1 CPCD30/35/38-XRW55B Ⓔ2 CPCD30/35/38-XRW55F Ⓔ3 CPC30/35/38-XRW55



序号 Item	代号 Part No.	名称 Description	数量 Qty	备注或适用车型 Remarks or Serial No.
1	209990000604	蜗杆传动式软管环箍 76 Clamp 76	5	
2	203100011064	发动机进气管 Air intake pipe to engine	1	Ⓔ1
2	203100011053	发动机进气管 Air intake pipe to engine	1	Ⓔ2 Ⓔ3
3	203100050170	空滤器总成 Air cleaner	1	
3-1	NO PART NO.	滤清器盖 Cover	1	
3-2	NO PART NO.	滤清器壳 body	1	
3-3	810300000001	外滤芯 Outer filter paper	1	
3-4	810300000002	内滤芯 Inner filter paper	1	
4	203100030022	进气消声器 Air inlet muffler	1	
5	203100010845	进气管 Air intake pipe	1	
6	300010040173	螺栓 M8×20 Bolt M8×20	2	
7	300030190008	垫圈 8 Washer 8	2	
8	300030010015	垫圈 8 Washer 8	2	

图 16 冷却系统
Fig.16 Cooling system

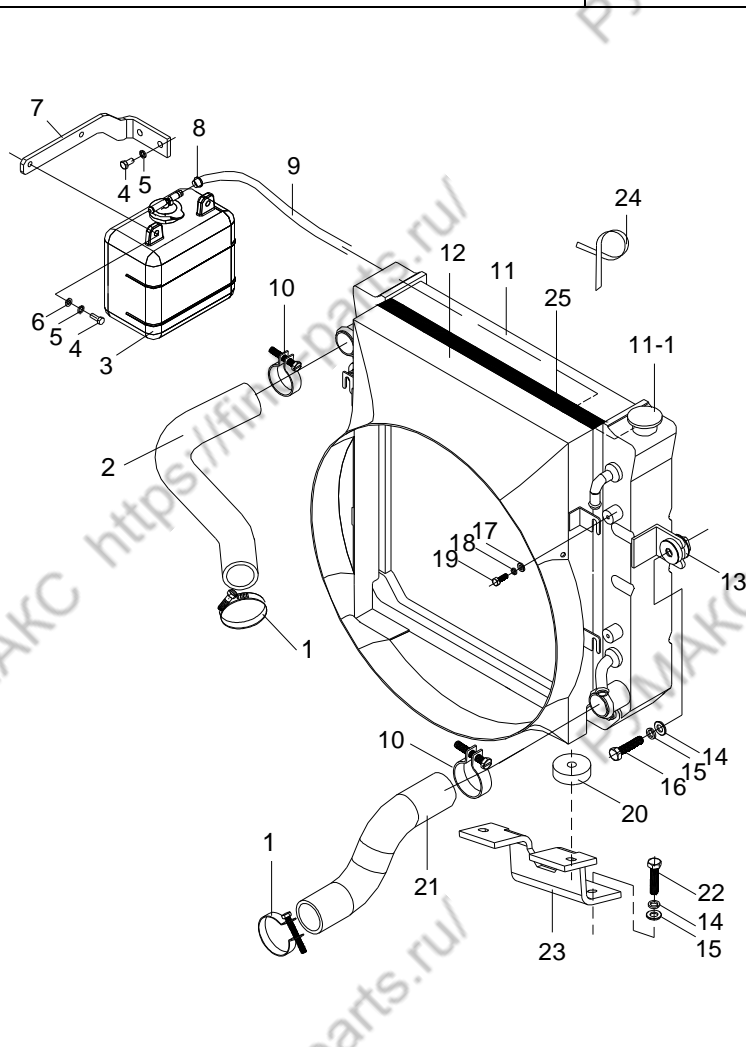
Ⓐ CPCD30/35/38-XRG71 Ⓐ₃ CPC30/35/38-XRG71 Ⓑ CPCD30/35/38-XRG72 Ⓑ₂ CPCD30/35/38-XRG72F
 Ⓑ₃ CPC30/35/38-XRG72 Ⓑ₄ CPCD30/35/38-XRG72J Ⓑ₅ CPC30/35/38-XRG72J Ⓒ CPCD30/35/38-XRG2
 Ⓒ₂ CPCD30/35/38-XRW92F



序号 Item	代号 Part No.	名称 Description	数量 Qty	备注或适用车型 Remarks or Serial No.
1	209990000840	蜗杆传动式软管环箍 48 Clamp 48	2	
2	203300091299	散热器进水管 Rubber pipe for intake	1	
3	203300120001	膨胀水箱 Expansion water box	1	
4	300030190008	垫圈 8 Washer 8	2	
5	300030010015	垫圈 8 Washer 8	2	
6	300010040173	螺栓 M8×20 Bolt M8×20	2	
7	203300210232	膨胀水箱支架 Bracket	1	
8	310060030003	钢带弹性抱箍 Clamp	2	
9	203300090355	输水胶管 φ8×φ12 Rubber pipe φ8×φ12	1	
10	209990000839	蜗杆传动式软管环箍 45 Clamp 45	2	
11	203300140256	散热器总成 Radiator assy	1	Ⓐ Ⓑ Ⓑ ₂ Ⓑ ₄ Ⓒ
11	203300140349	散热器总成 Radiator assy	1	Ⓐ ₃ Ⓑ ₃ Ⓑ ₅
12	203300061286	护风圈总成 Fan shroud assy	1	Ⓐ Ⓑ Ⓑ ₂ Ⓑ ₄ Ⓒ
12	203300061291	护风圈总成 Fan shroud assy	1	Ⓐ ₃ Ⓑ ₃ Ⓑ ₅
13	203300080006	缓冲垫 Cushion	4	

图 16 冷却系统
Fig.16 Cooling system

Ⓐ CPCD30/35/38-XRG71 Ⓐ₃ CPC30/35/38-XRG71 Ⓑ CPCD30/35/38-XRG72 Ⓑ₂ CPCD30/35/38-XRG72F
 Ⓑ₃ CPC30/35/38-XRG72 Ⓑ₄ CPCD30/35/38-XRG72J Ⓑ₅ CPC30/35/38-XRG72J Ⓒ CPCD30/35/38-XRG2
 Ⓒ₂ CPCD30/35/38-XRW92F



序号 Item	代号 Part No.	名称 Description	数量 Qty	备注或适用车型 Remarks or Serial No.
14	300030190001	垫圈 10 Washer 10	4	
15	300030010001	垫圈 10 Washer 10	4	
16	300010040018	螺栓 M10×45 Bolt M10×45	2	
17	300030010014	垫圈 6 Washer 6	4	
18	300030190007	垫圈 6 Washer 6	4	
19	300010040150	螺栓 M6×18 Bolt M6×18	4	
20	203300080002	垫块 Cushion	2	
21	203300091286	散热器出水胶管 Rubber pipe for outtake	1	除外/except Ⓐ ₃ Ⓑ ₃ Ⓑ ₅
21	203300091290	散热器出水胶管 Rubber pipe for outtake	1	Ⓐ ₃ Ⓑ ₃ Ⓑ ₅
22	300010040012	螺栓 M10×30 Bolt M10×30	2	
23	203500060546	水箱下支架 Bracket	1	
24	207900080028	扎带 Ribbon	2	
25	203300110015	密封条 Sealing strip	1	

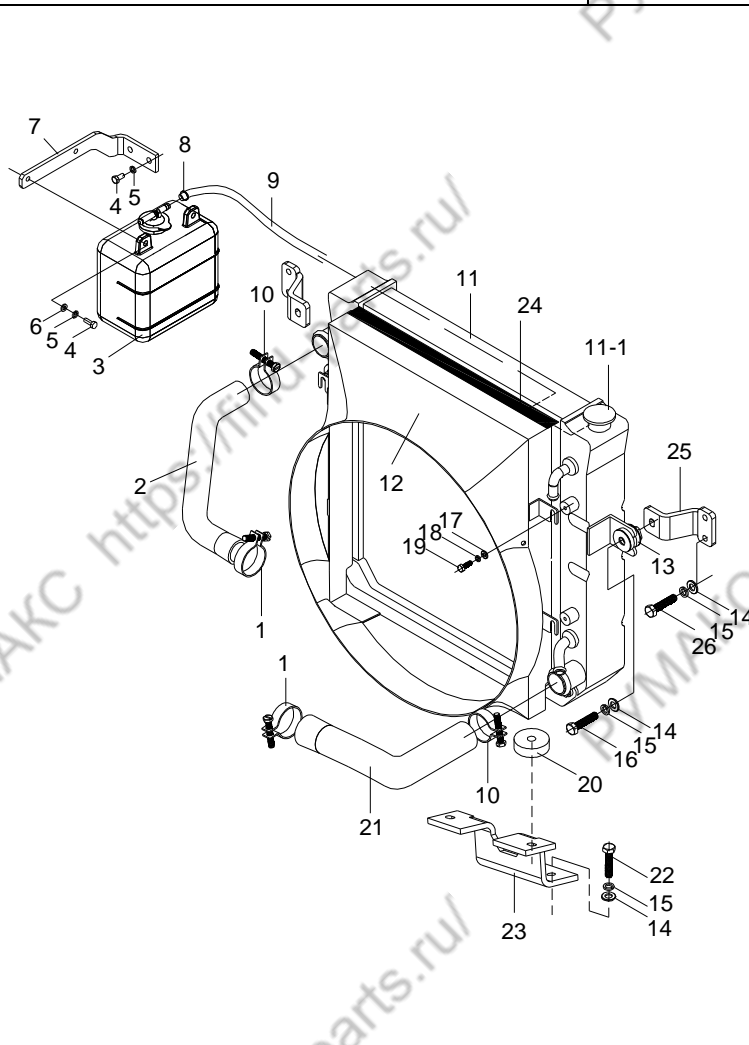
图 17 冷却系统
Fig. 17 Cooling system

© CPCD30-XRW10

©1 CPCD30-XRW10B

©2 CPCD30-XRW10F

©3 CPC30-XRW10



序号 Item	代号 Part No.	名称 Description	数量 Qty	备注或适用车型 Remarks or Serial No.
1	209990000840	蜗杆传动式软管环箍 48 Clamp 48	2	
2	203300091357	散热器进水胶管 Rubber pipe for intake	1	©1
2	203300091342	散热器进水胶管 Rubber pipe for intake	1	© ©2 ©3
3	203300120001	膨胀水箱 Expansion water box	1	
4	300010040173	螺栓 M8×20 Bolt M8×20	4	
5	300030010015	垫圈 8 Washer 8	4	
6	300030190008	垫圈 8 Washer 8	2	
7	203300210232	支架 Bracket	1	
8	310060030003	钢带弹性抱箍 Clamp	2	
9	203300090355	输水胶管 Φ8×Φ12 Rubber pipe Φ8×Φ12	1	
10	209990000839	蜗杆传动式软管环箍 45 Clamp 45	2	
11	203300140256	散热器总成 Radiator assy	1	© ©2 ©1
11	203300140349	散热器总成 Radiator assy	1	©3
12	203300061327	护风圈总成 Fan shroud assy	1	© ©2
12	203300061334	护风圈总成 Fan shroud assy	1	©3

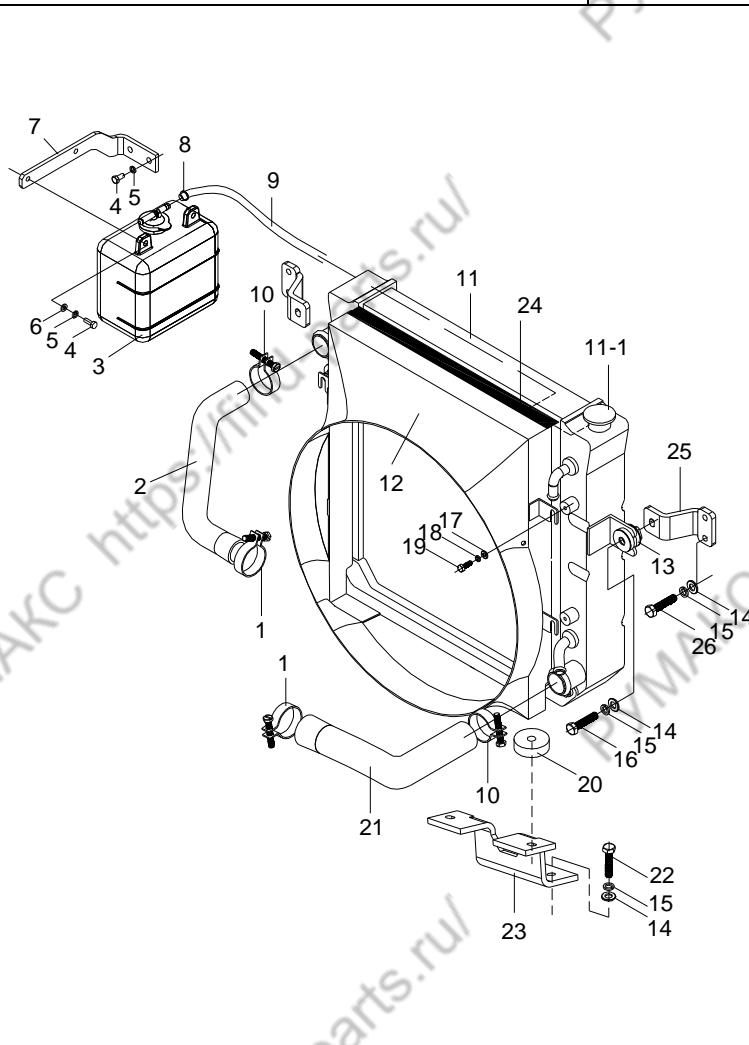
图 17 冷却系统
Fig. 17 Cooling system

© CPCD30-XRW10

©1 CPCD30-XRW10B

©2 CPCD30-XRW10F

©3 CPC30-XRW10



序号 Item	代号 Part No.	名称 Description	数量 Qty	备注或适用车型 Remarks or Serial No.
12	203300061339	护风圈总成 Fan shroud assy	1	©1
13	203300080006	缓冲垫 Cushion	2	
14	300030010001	垫圈 10 Washer 10	8	
15	300030190001	垫圈 10 Washer 10	8	
16	300010040018	螺栓 M10×45 Bolt M10×45	2	
17	300030010014	垫圈 6 Washer 6	4	
18	300030190007	垫圈 6 Washer 6	4	
19	300010040150	螺栓 M6×18 Bolt M6×18	4	
20	203300080002	垫块 Cushion	2	
21	203300091343	散热器出水胶管 Rubber pipe for outtake	1	© ©2 ©1
21	203300091352	散热器出水胶管 Rubber pipe for outtake	1	©3
22	300010040012	螺栓 M10×30 Bolt M10×30	2	
23	203300130183	水箱下支架 Bracket	1	
24	203300110015	密封条 Sealing strip	1	
25	203300210233	水箱支架 Bracket	2	

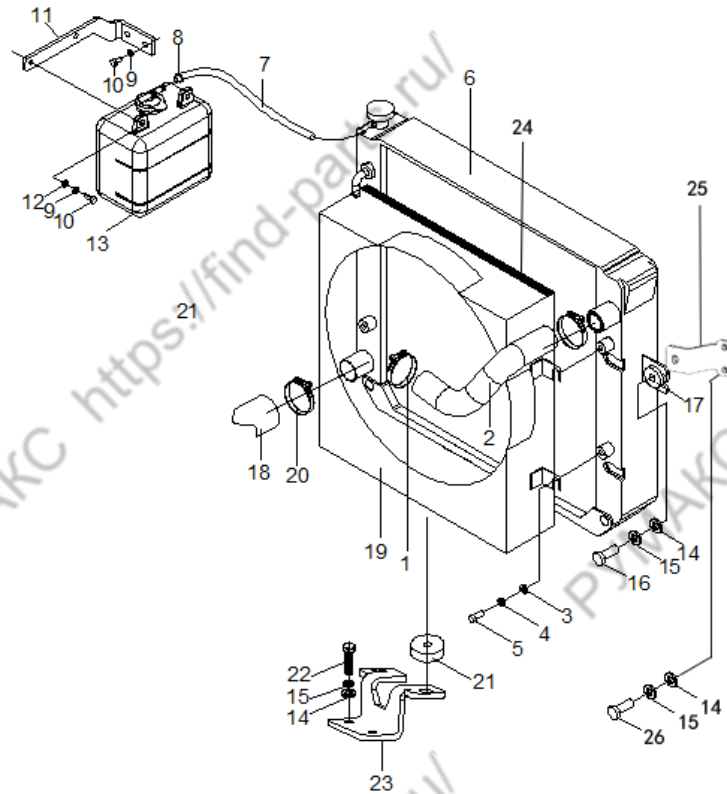
图 18 冷却系统
Fig. 18 Cooling system

© CPCD30/35/38-XRW43

序号 Item	代号 Part No.	名称 Description	数量 Qty	备注或适用车型 Remarks or Serial No.
1	209990000840	蜗杆传动式软管环箍 48 Clamp 48	2	
2	203300091088	散热器进水胶管 Rubber pipe for intake	1	
3	300030010014	垫圈 6 Washer 6	4	
4	300030190007	垫圈 6 Washer 6	4	
5	300010040150	螺栓 M6×18 Bolt M6×18	4	
6	203300140311	散热器总成 Radiator assy	1	
7	203300090355	输水胶管 Φ8×Φ12 Rubber pipe Φ8×Φ12	1	
8	310060030003	钢带弹性抱箍 Clamp	2	
9	300030010015	垫圈 8 Washer 8	4	
10	300010040173	螺栓 M8×20 Bolt M8×20	4	
11	203300220095	支架 Bracket	1	
12	300030190008	垫圈 8 Washer 8	2	
13	203300120001	膨胀水箱 Expansion water box	1	
14	300030010001	垫圈 10 Washer 10	8	
15	300030190001	垫圈 10 Washer 10	8	

图 18 冷却系统
Fig. 18 Cooling system

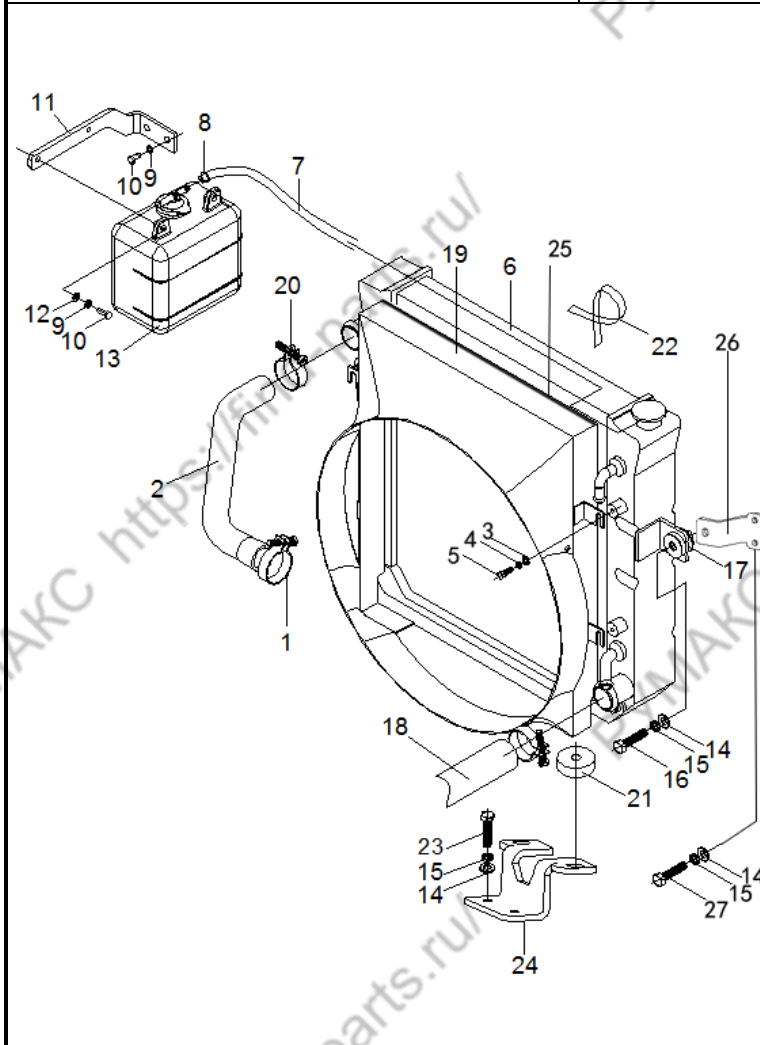
© CPCD30/35/38-XRW43



序号 Item	代号 Part No.	名称 Description	数量 Qty	备注或适用车型 Remarks or Serial No.
16	300010040018	螺栓 M10×45 Bolt M10×45	2	
17	203300080006	缓冲垫 Cushion	2	
18	203300091063	散热器出水胶管 Rubber pipe for outtake	1	
19	203300061166	护风圈总成 Fan shroud assy	1	
20	209990000839	蜗杆传动式软管环箍 45 Clamp 45	2	
21	203300080002	垫块 Cushion	2	
22	300010040011	螺栓 M10×30 Bolt M10×30	2	
23	203300130183	水箱下支架 Bracket	1	
24	203300110015	密封条 Sealing strip	1	
25	203300210233	水箱支架 Bracket	2	
26	300010040010	螺栓 M10×25 Bolt M10×25	4	

图 19 冷却系统
Fig. 19 Cooling system

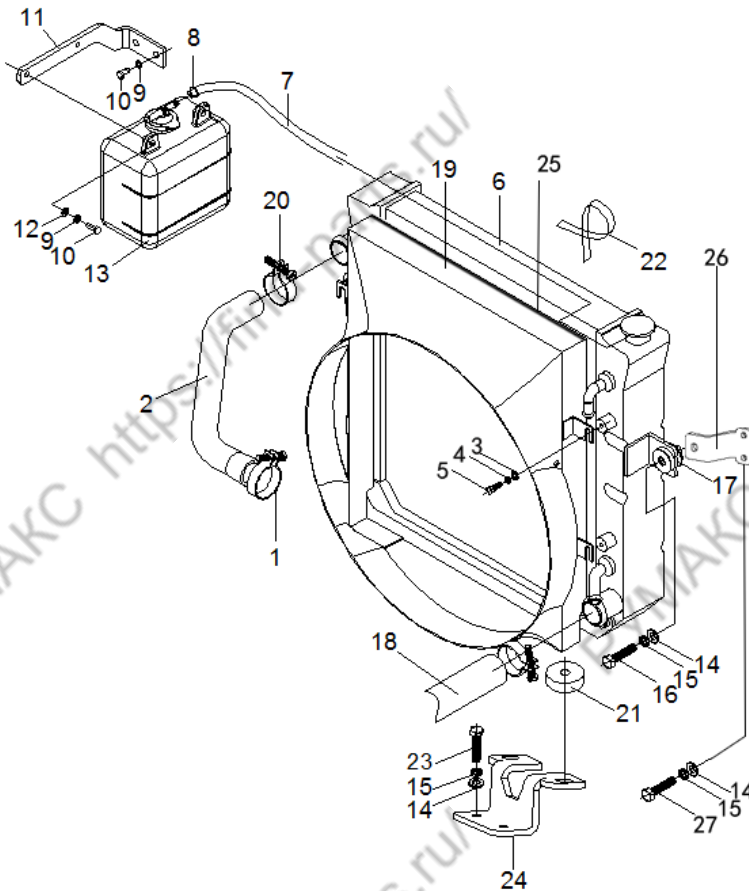
Ⓓ1 CPCD30/35/38-XRW33B Ⓓ2 CPCD30/35/38-XRW33F Ⓗ CPCD30/35/38-XRW56 Ⓗ1 CPCD30/35/38-XRW56B
Ⓗ2 CPCD30/35/38-XRW56F



序号 Item	代号 Part No.	名称 Description	数量 Qty	备注或适用车型 Remarks or Serial No.
1	209990000840	蜗杆传动式软管环箍 48 Clamp 48	2	Ⓗ
1	209990000522	双钢丝式环箍 50 Clamp 50	2	Ⓓ1 Ⓓ2 Ⓗ1 Ⓗ2
2	203300091093	散热器进水胶管 Rubber pipe for intake	1	Ⓗ Ⓗ2
2	203300091386	散热器进水胶管 Rubber pipe for intake	1	Ⓗ1
2	203300091362	散热器进水胶管 Rubber pipe for intake	1	Ⓓ1
2	203300091383	散热器进水胶管 Rubber pipe for intake	1	Ⓓ2
3	300030010014	垫圈 6 Washer 6	4	
4	300030190007	垫圈 6 Washer 6	4	
5	300010040150	螺栓 M6×18 Bolt M6×18	4	
6	203300140256	散热器总成 Radiator assy	1	Ⓗ Ⓗ1 Ⓗ2
6	203300140083	散热器总成 Radiator assy	1	Ⓓ1 Ⓓ2 <2018.5.23
6	203300140387	散热器总成 Radiator assy	1	Ⓓ1 Ⓓ2 ≥2018.5.23
7	203300090355	输水胶管 Φ8 Rubber pipe Φ8	1	Ⓗ Ⓗ1 Ⓗ2
7	203300090048	输水胶管 Φ8 Rubber pipe Φ8	1	Ⓓ1 Ⓓ2
8	310060030003	钢带弹性抱箍 Clamp	2	

图 19 冷却系统
Fig. 19 Cooling system

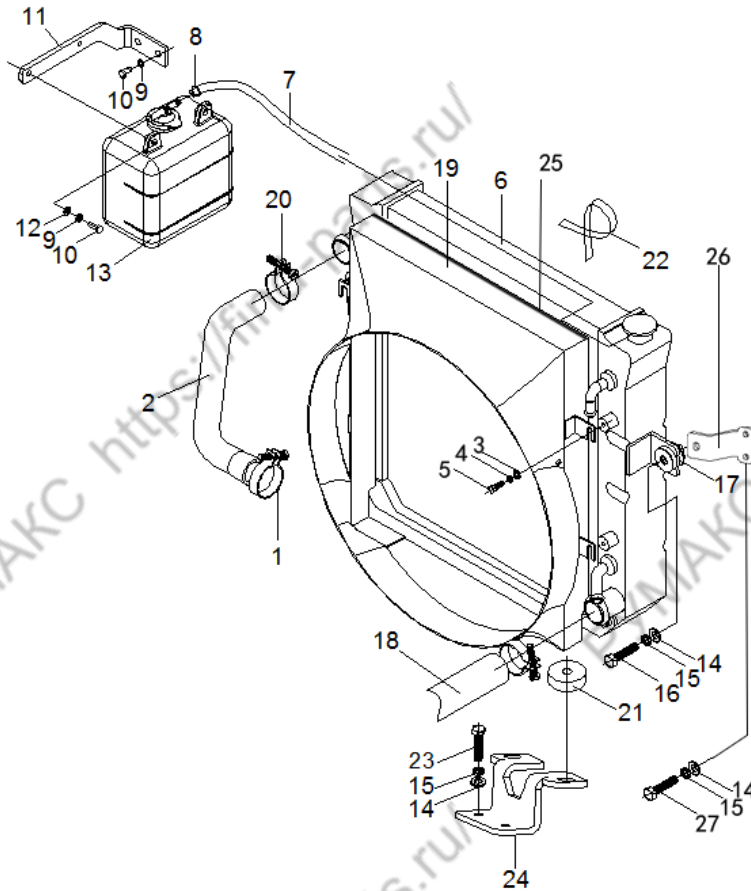
Ⓐ CPCD30/35/38-XRW33B Ⓑ CPCD30/35/38-XRW33F Ⓒ CPCD30/35/38-XRW56 Ⓓ CPCD30/35/38-XRW56B
Ⓔ CPCD30/35/38-XRW56F



序号 Item	代号 Part No.	名称 Description	数量 Qty	备注或适用车型 Remarks or Serial No.
9	300030010015	垫圈 8 Washer 8	4	
10	300010040173	螺栓 M8×20 Bolt M8×20	4	
11	203300210232	膨胀水箱支架 Bracket	1	Ⓐ Ⓑ
11	203300220095	膨胀水箱支架 Bracket	1	Ⓒ Ⓓ Ⓔ
12	300030190008	垫圈 8 Washer 8	2	
13	203300120001	膨胀水箱 Expansion water box	1	
14	300030010001	垫圈 10 Washer 10	8	
15	300030190001	垫圈 10 Washer 10	8	
16	300010040018	螺栓 M10×45 Bolt M10×45	2	
17	203300080006	缓冲垫 Cushion	2	
18	203300091066	散热器出水胶管 Rubber pipe for outtake	1	Ⓒ
18	203300091387	散热器出水胶管 Rubber pipe for outtake	1	Ⓓ
18	203300091385	散热器出水胶管 Rubber pipe for outtake	1	Ⓔ
18	203300091363	散热器出水胶管 Rubber pipe for outtake	1	Ⓐ
18	203300091384	散热器出水胶管 Rubber pipe for outtake	1	Ⓑ

图 19 冷却系统
Fig. 19 Cooling system

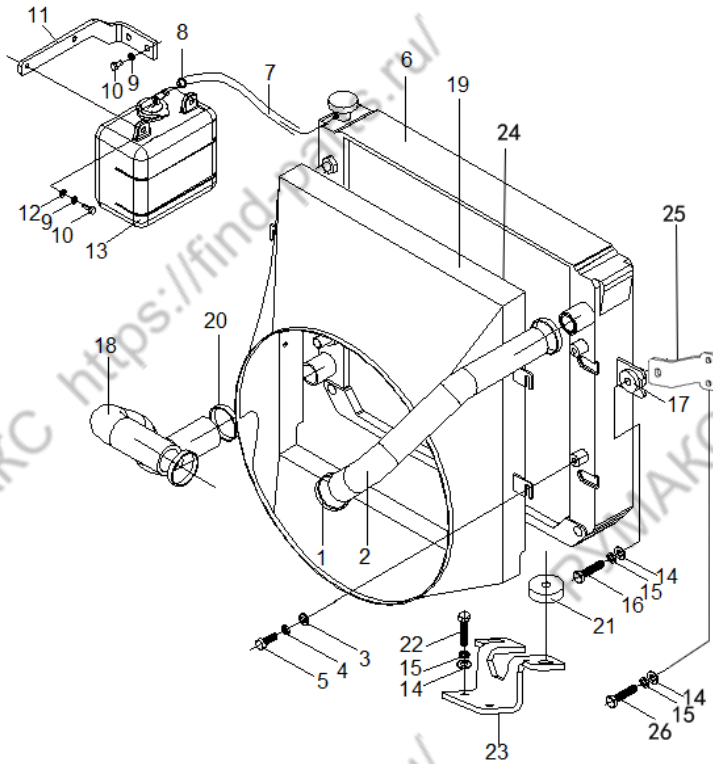
Ⓓ1 CPCD30/35/38-XRW33B Ⓓ2 CPCD30/35/38-XRW33F ⒹH CPCD30/35/38-XRW56 ⒹH1 CPCD30/35/38-XRW56B
ⒹH2 CPCD30/35/38-XRW56F



序号 Item	物料码 Part NO.	名称 Description	数量 Qty	备注或适用车型 Remarks Or Serial NO.
19	203300061169	护风圈总成 Fan shroud assy	1	ⒹH
19	203300061392	护风圈总成 Fan shroud assy	1	ⒹH1
19	203300061389	护风圈总成 Fan shroud assy	1	ⒹH2
19	203300061348	护风圈总成 Fan shroud assy	1	Ⓓ1
19	203300061386	护风圈总成 Fan shroud assy	1	Ⓓ2
20	209990000839	蜗杆传动式软管环箍 45 Clamp 45	2	ⒹH
20	209990000520	双钢丝式环箍 46 Clamp 46	2	Ⓓ1 Ⓓ2 ⒹH1 ⒹH2
21	203300080002	垫块 Cushion	2	
22	207900080028	扎带 Ribbon	2	ⒹH
23	300010040012	螺栓 M10x30 Bolt M10x30	2	
24	203300130183	水箱下支架 Bracket	1	
25	203300110015	密封条 Sealing strip	1	
26	203300210233	水箱支架 Bracket	2	
27	300010040010	螺栓 M10x25 Bolt M10x25	4	

图 20 冷却系统
Fig. 20 Cooling system

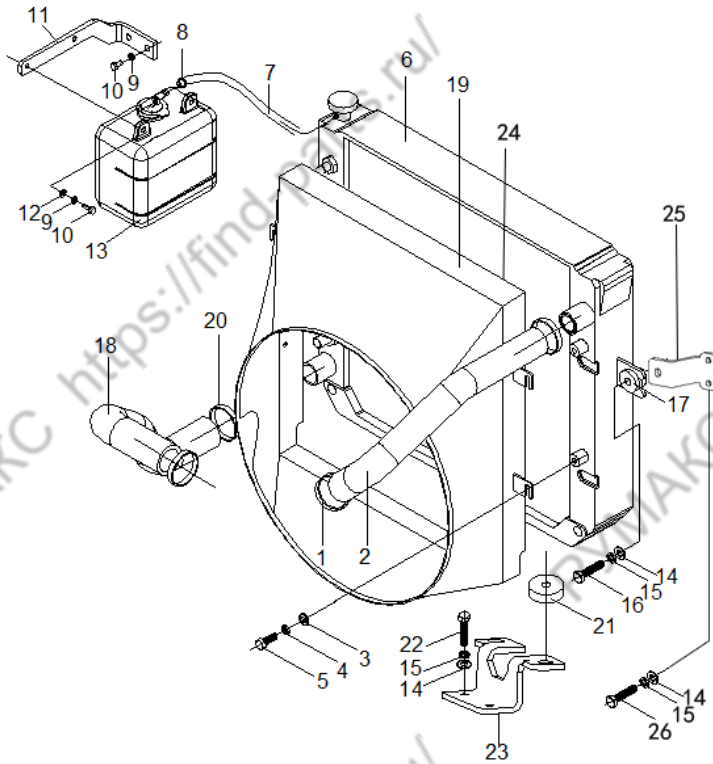
① CPQD30/35/38-XRW22 ①① CPQD30/35/38-XRW22B ①② CPQYD30/35/38-XRW22



序号 Item	物料码 Part NO.	名称 Description	数量 Qty	备注或适用车型 Remarks Or Serial NO.
1	209990000840	蜗杆传动式软管环箍 48 Clamp 48	2	① ①②
1	209990000517	双钢丝式环箍 42	2	①①
2	203300091096	散热器进水胶管 Rubber pipe for intake	1	① ①②
2	203300091373	散热器进水胶管 Rubber pipe for intake	1	①①
3	300030010014	垫圈 6 Washer 6	4	
4	300030190007	垫圈 6 Washer 6	4	
5	300010040150	螺栓 M6×18 Bolt M6×18	4	① ①②
5	300010040149	螺栓 M6×16 Bolt M6×16	4	①①
6	203300140311	散热器总成 Radiator assy	1	
7	203300090355	输水胶管 Φ8×Φ12 Rubber pipe Φ8×Φ12	1	
8	310060030003	钢带弹性抱箍 Clamp	2	
9	300030010015	垫圈 8 Washer 8	4	
10	300010040173	螺栓 M8×20 Bolt M8×20	4	
11	203300220095	膨胀水箱支架 Bracket	1	① ①②
11	203300210232	膨胀水箱支架 Bracket	1	①①

图 20 冷却系统
Fig. 20 Cooling system

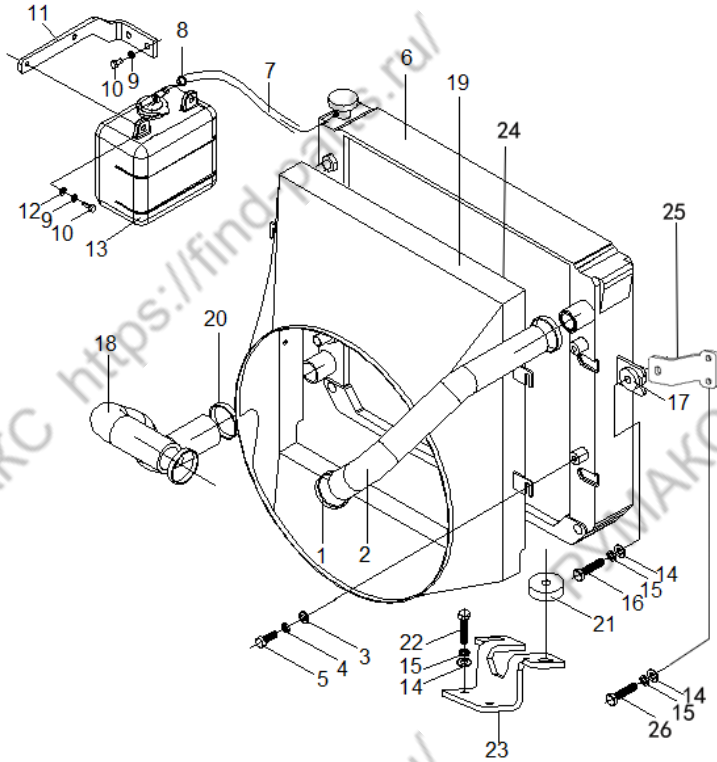
① CPQD30/35/38-XRW22 ⑩ CPQD30/35/38-XRW22B ⑪ CPQYD30/35/38-XRW22



序号 Item	物料码 Part NO.	名称 Description	数量 Qty	备注或适用车型 Remarks Or Serial NO.
12	300030190008	垫圈 8 Washer 8	2	
13	203300120001	膨胀水箱 Expansion water box	1	
14	300030190001	垫圈 10 Washer 10	8	① ⑪
14	300030190001	垫圈 10 Washer 10	8	⑩
15	300030010001	垫圈 10 Washer 10	8	① ⑪
15	300030010001	垫圈 10 Washer 10	8	⑩
16	300010040018	螺栓 M10×45 Bolt M10×45	2	
17	203300080006	缓冲垫 Cushion	2	
18	203300091068	散热器出水胶管 Rubber pipe for outtake	1	① ⑪
18	203300091374	散热器出水胶管 Rubber pipe for outtake	1	⑩
19	203300061176	护风圈总成 Fan shroud assy	1	① ⑪
19	203300061361	护风圈总成 Fan shroud assy	1	⑩
20	209990000839	蜗杆传动式软管环箍 45 Clamp 45	2	① ⑪
21	203300080002	垫块 Cushion	2	
22	300010040012	螺栓 M10×30 Bolt M10×30	2	

图 20 冷却系统
Fig. 20 Cooling system

Ⓘ CPQD30/35/38-XRW22 ⑩ CPQD30/35/38-XRW22B ① CPQYD30/35/38-XRW22



序号 Item	物料码 Part NO.	名称 Description	数量 Qty	备注或适用车型 Remarks Or Serial NO.
23	203300130183	水箱下支架 Bracket	1	Ⓘ ①
23	203500060546	水箱下支架 Bracket	1	⑩
24	203300110015	密封条 Sealing strip	1	
25	203300210233	水箱支架 Bracket	2	Ⓘ ①
25	203300210245	散热器左支架 Bracket	1	⑩
25	203300210246	散热器右支架 Bracket	1	⑩
26	300010040010	螺栓 M10×25 Bolt M10×25	4	Ⓘ ①

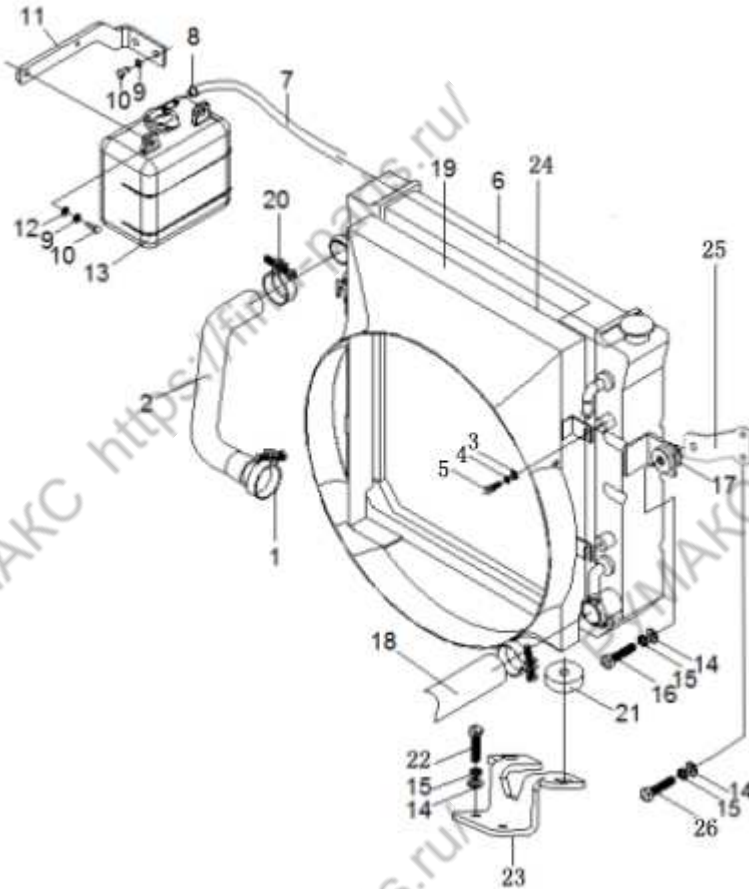
图 21 冷却系统
Fig. 21 Cooling system

① CPCD30/35/38-XRW55B ② CPCD30/35/38-XRW55F ③ CPC30/35/38-XRW55

序号 Item	物料码 Part NO.	名称 Description	数量 Qty	备注或适用车型 Remarks Or Serial NO.
1	209990000523	双钢丝式环箍 52 Clamp 52	2	
2	203300091107	散热器进水胶管 Rubber pipe for intake	1	
3	300030010014	垫圈 6 Washer 6	4	
4	300030190007	垫圈 6 Washer 6	4	
5	300010040150	螺栓 M6×18 Bolt M6×18	4	
6	203300140311	散热器总成 Radiator assy	1	① ②
6	203300140377	散热器总成 Radiator assy	1	③
7	203300090355	输水胶管 Φ8 Rubber pipe Φ8	1	
8	310060030003	钢带弹性抱箍 Clamp	2	
9	300030010015	垫圈 8 Washer 8	4	
10	300010040173	螺栓 M8×20 Bolt M8×20	4	
11	203300220095	膨胀水箱支架 Bracket	1	
12	300030190008	垫圈 8 Washer 8	2	
13	203300120001	膨胀水箱 Expansion water box	1	
14	300030010001	垫圈 10 Washer 10	8	

图 21 冷却系统
Fig. 21 Cooling system

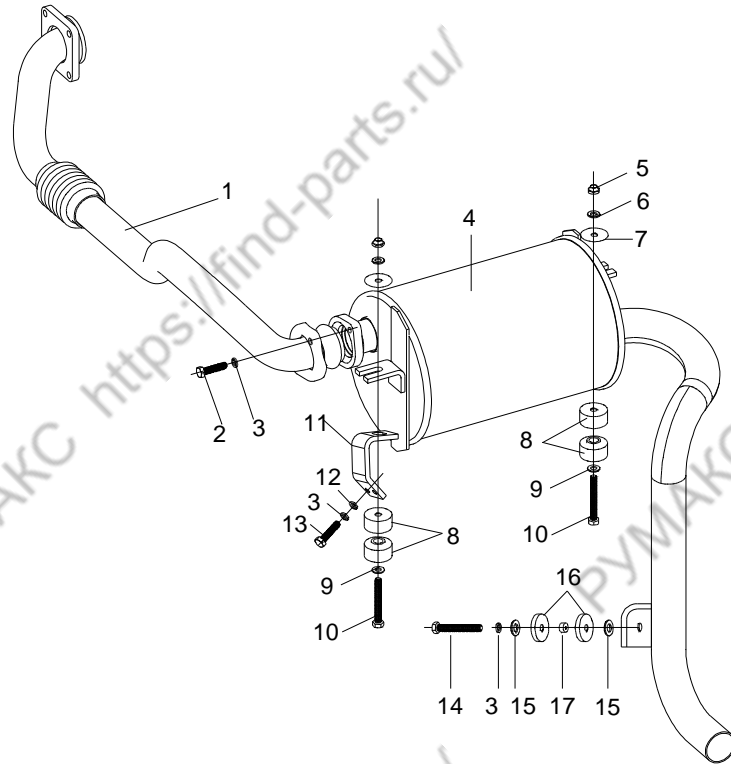
Ⓔ CPCD30/35/38-XRW55B Ⓕ CPCD30/35/38-XRW55F Ⓖ CPC30/35/38-XRW55



序号 Item	物料码 Part NO.	名称 Description	数量 Qty	备注或适用车型 Remarks Or Serial NO.
15	300030190001	垫圈 10 Washer 10	8	
16	300010040018	螺栓 M10×45 Bolt M10×45	2	
17	203300080006	缓冲垫 Cushion	2	
18	203300091088	散热器出水胶管 Rubber pipe for outtake	1	
19	203300061396	护风圈总成 Fan shroud assy	1	
20	209990000519	双钢丝式环箍 45 Clamp 45	2	
21	203300080002	垫块 Cushion	2	
22	300010040012	螺栓 M10×30 Bolt M10×30	2	
23	203500060546	水箱下支架 Bracket	1	Ⓔ
23	203300130237	水箱下支架 Bracket	1	Ⓕ Ⓖ
24	203300110015	密封条 Sealing strip	1	
25	203300210246	水箱右支架 Bracket	1	Ⓔ
25	203300130238	水箱右支架 Bracket	1	Ⓕ Ⓖ
25	203300210245	水箱左支架 Bracket	1	Ⓔ
25	203300130239	水箱左支架 Bracket	1	Ⓕ Ⓖ

图 22 排气系统
Fig.22 Exhaust system

Ⓐ CPCD30/35/38-XRG71 Ⓒ CPC30/35/38-XRG71 Ⓓ CPCD30/35/38-XRG72 Ⓔ CPCD30/35/38-XRG72F
 Ⓕ CPC30/35/38-XRG72 Ⓖ CPCD30/35/38-XRG72J Ⓗ CPC30/35/38-XRG72J Ⓖ CPCD30/35/38-XRG2
 Ⓖ CPCD30/35/38-XRW92F



序号 Item	物料码 Part NO.	名称 Description	数量 Qty	备注或适用车型 Remarks Or Serial NO.
1	203200090742	排气管 Exhaust pipe	1	
2	300010040180	螺栓 M8×35 Bolt M8×35	2	
3	300030010015	垫圈8 Washer 8	7	
4	203200180598	消声器总成 Muffler	1	
5	300020280002	螺母M8 Nut M8	2	
6	300030190008	垫圈 8 Washer 8	2	
7	203200100079	垫圈 Washer	2	
8	203200070010	缓冲垫 rubber mat	4	
9	300030190001	垫圈 10 Washer 10	2	
10	203200100083	螺栓 Bolt	2	
11	203200010193	消声器支架 Bracket	2	
12	300030040014	垫圈 8 Washer 8	4	
13	300010040177	螺栓 M8×25 Bolt M8×25	4	
14	300010040178	螺栓 M8×30 Bolt M8×30	1	
15	203200220029	垫片 Gasket		

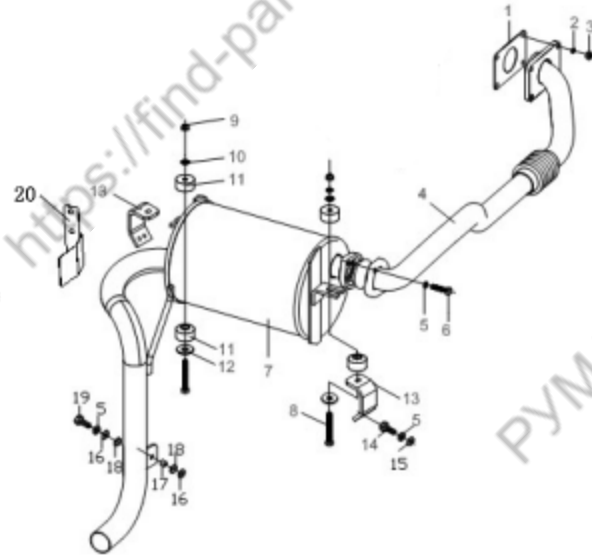
图 23 排气系统
Fig.23 Exhaust system

© CPCD30-XRW10

©1 CPCD30-XRW10B

©2 CPCD30-XRW10F

©3 CPC30-XRW10



序号 Item	物料码 Part NO.	名称 Description	数量 Qty	备注或适用车型 Remarks Or Serial NO.
1	203200220010	垫片 Gasket	1	
2	300030010001	垫圈10 Washer 10	4	
3	300020010006	螺母M10 Nut M10	4	
4	203200090788	排气管 Exhaust pipe	1	© ©2 ©3
4	203200090800	排气管 Exhaust pipe	1	©1
5	300030010015	垫圈8 Washer 8	7	
6	300010040181	螺栓 M8×35 Bolt M8×35	2	
7	203200180621	消声器总成 Muffler	1	
8	203200100083	螺栓 Bolt	2	
9	300020280002	螺母M8 Nut M8	2	
10	203200100079	垫圈 Washer	2	
11	203200070010	缓冲垫 Rubber mat	4	
12	300030190001	垫圈 10 Washer 10	2	
13	203200010193	消声器支架 Bracket	1	
14	300010040177	螺栓 M8×25 Bolt M8×25	4	

图 23 排气系统
Fig.23 Exhaust system

© CPCD30-XRW10 ©1 CPCD30-XRW10B ©2 CPCD30-XRW10F ©3 CPC30-XRW10

序号 Item	物料码 Part NO.	名称 Description	数量 Qty	备注或适用车型 Remarks Or Serial NO.
15	300030040014	垫圈 8 Washer 8	4	
16	203200220029	垫片 Gasket	2	
17	203200080611	套管 bushing	1	
18	203200070008	橡胶垫 Rubber mat	2	
19	300010040178	螺栓 M8×30 Bolt M8×30	1	
20	203200120262	隔热板 Insulation board	1	

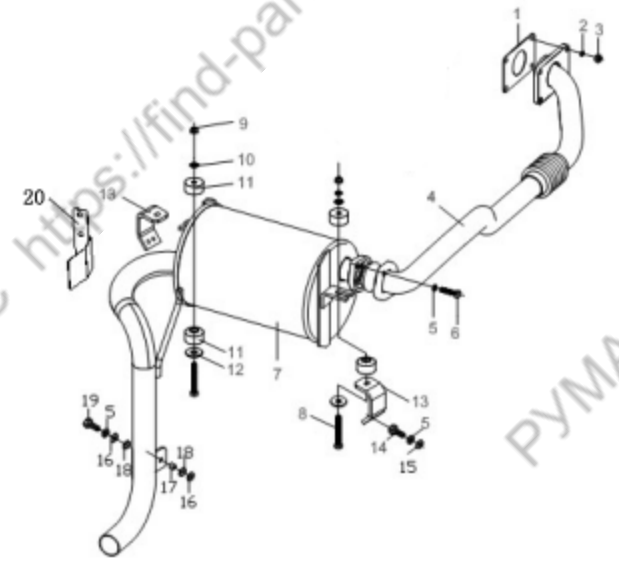
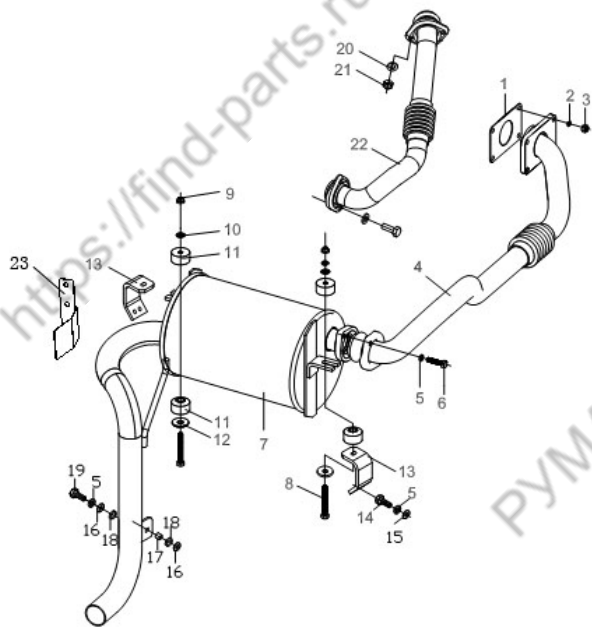


图 24 排气系统

Fig.24 Exhaust system

Ⓓ1 CPCD30/35/38-XRW33B Ⓓ2 CPCD30/35/38-XRW33F Ⓓ11 CPCD30/35/38-XRW56B Ⓓ1 CPQD30/35/38-XRW22
 Ⓓ11 CPQD30/35/38-XRW22B Ⓓ J CPQYD30/35/38-XRW22



序号 Item	物料码 Part NO.	名称 Description	数量 Qty	备注或适用车型 Remarks Or Serial NO.
1	203200220021	垫片 Gasket	1	Ⓓ1 Ⓓ2 Ⓓ11
2	300030010015	垫圈8 Washer 8	4	Ⓓ1 Ⓓ2 Ⓓ11
3	300020010016	螺母M8 Nut M8	4	Ⓓ1 Ⓓ2 Ⓓ11
4	203200090807	排气管 Exhaust pipe	1	Ⓓ1 Ⓓ11
4	203200090842	排气管 Exhaust pipe	1	Ⓓ2
5	300030010015	垫圈8 Washer 8	5	
6	300010040181	螺栓 M8×35 Bolt M8×35	2	
7	203200180621	消声器总成 Muffler	1	
8	203200100083	螺栓 Bolt	2	
9	300020280002	螺母M8 Nut M8	2	
10	203200100079	垫圈 Washer	2	
11	203200070010	缓冲垫 Rubber mat	4	
12	300030190001	垫圈 10 Washer 10	2	
13	203200010193	消声器支架 Bracket	2	
14	300010040177	螺栓 M8×25 Bolt M8×25	4	

图 24 排气系统

Fig.24 Exhaust system

ⓐ CPCD30/35/38-XRW33B ⓑ CPCD30/35/38-XRW33F ⓓ CPCD30/35/38-XRW56B ① CPQD30/35/38-XRW22
 ② CPQD30/35/38-XRW22B ③ CPQYD30/35/38-XRW22

序号 Item	物料码 Part NO.	名称 Description	数量 Qty	备注或适用车型 Remarks Or Serial NO.
15	300030040014	垫圈 8 Washer 8	4	
16	203200220029	垫片 Gasket	2	
17	203200080611	套管 bushing	1	
18	203200070008	橡胶垫 Rubber mat	2	
19	300010040178	螺栓 M8×30 Bolt M8×30	1	
20	300030010015	垫圈8 Washer 8	2	① ② ③
21	300020010022	螺母M8 Nut M8	2	① ② ③
22	203200090677	排气管 Exhaust pipe	1	① ② ③
23	203200120262	隔热板 Insulation board	1	ⓐ ⓑ ① ② ③

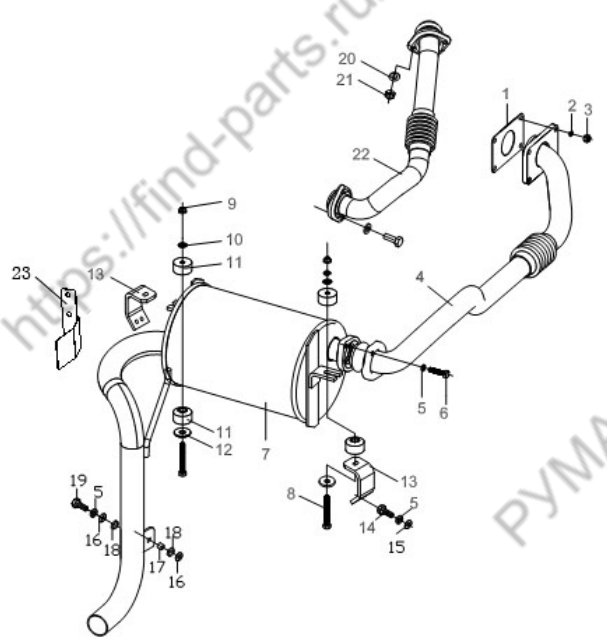
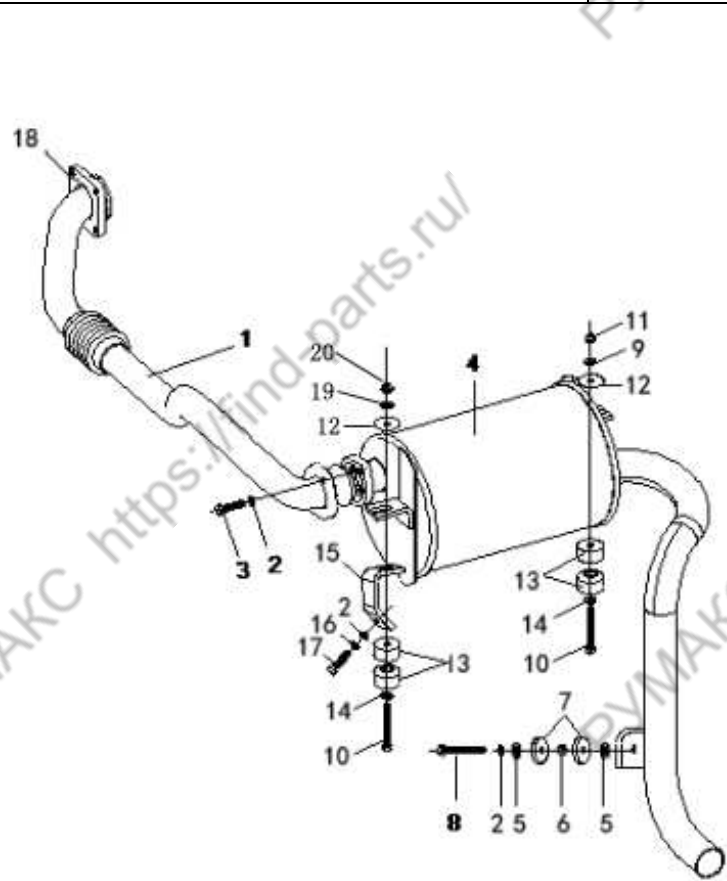


图 25 排气系统
Fig.25 Exhaust system

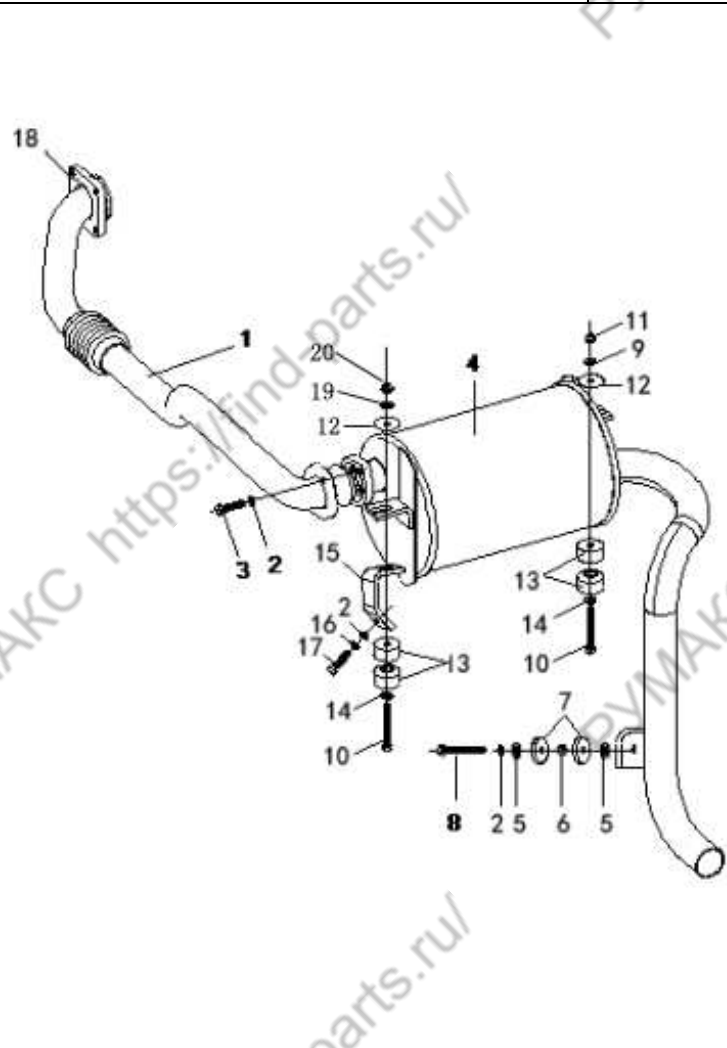
© CPCD30/35/38-XRW43



序号 Item	物料码 Part NO.	名称 Description	数量 Qty	备注或适用车型 Remarks Or Serial NO.
1	203200090832	排气管 Exhaust pipe	1	
2	300030010015	垫圈8 Washer 8	11	
3	300010040180	螺栓 M8×35 Bolt M8×35	2	
4	203200180598	消声器总成 Muffler	1	
5	203200220029	垫片 Gasket	2	
6	203200080611	套管 bushing	1	
7	203200070008	橡胶垫 rubber mat	2	
8	300010040178	螺栓 M8×30 Bolt M8×30	1	
9	300030190008	垫圈 8 Washer 8	2	
10	203200100083	螺栓 Bolt	2	
11	300020280002	螺母M8 Nut M8	2	
12	203200100079	垫圈 Washer	2	
13	203200070010	缓冲垫 rubber mat	4	
14	300030190001	垫圈 10 Washer 10	2	
15	203200010193	消声器支架 Bracket	2	

图 25 排气系统
Fig.25 Exhaust system

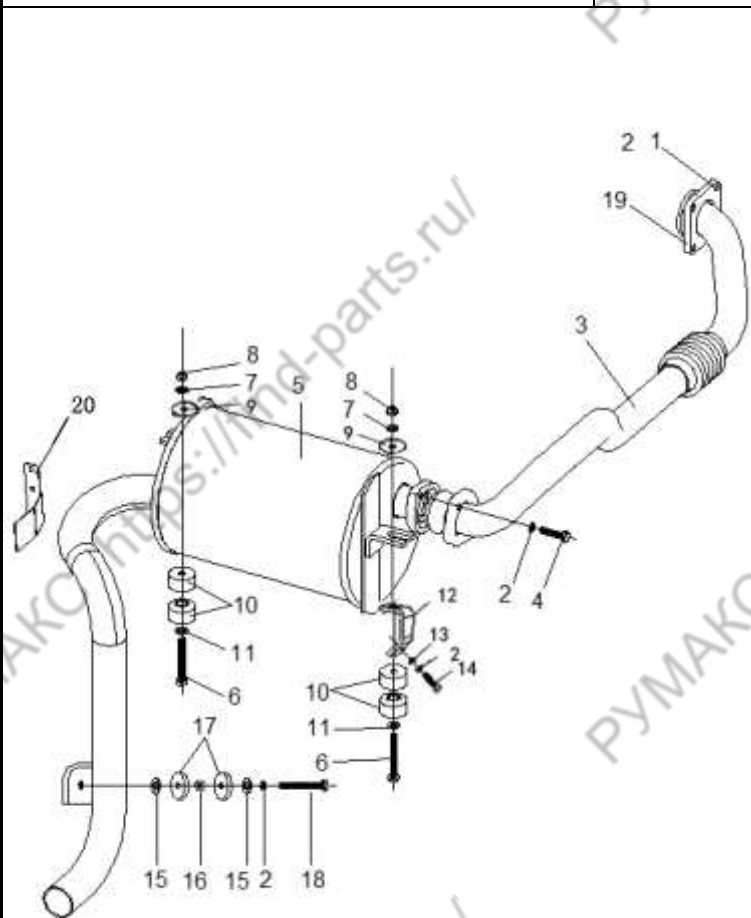
© CPCD30/35/38-XRW43



序号 Item	物料码 Part NO.	名称 Description	数量 Qty	备注或适用车型 Remarks Or Serial NO.
16	300030040014	垫圈 8 Washer 8	4	
17	300010040177	螺栓 M8×25 Bolt M8×25	8	
18	203200220051	垫片 Gasket	1	

图 26 排气系统
Fig.26 Exhaust system

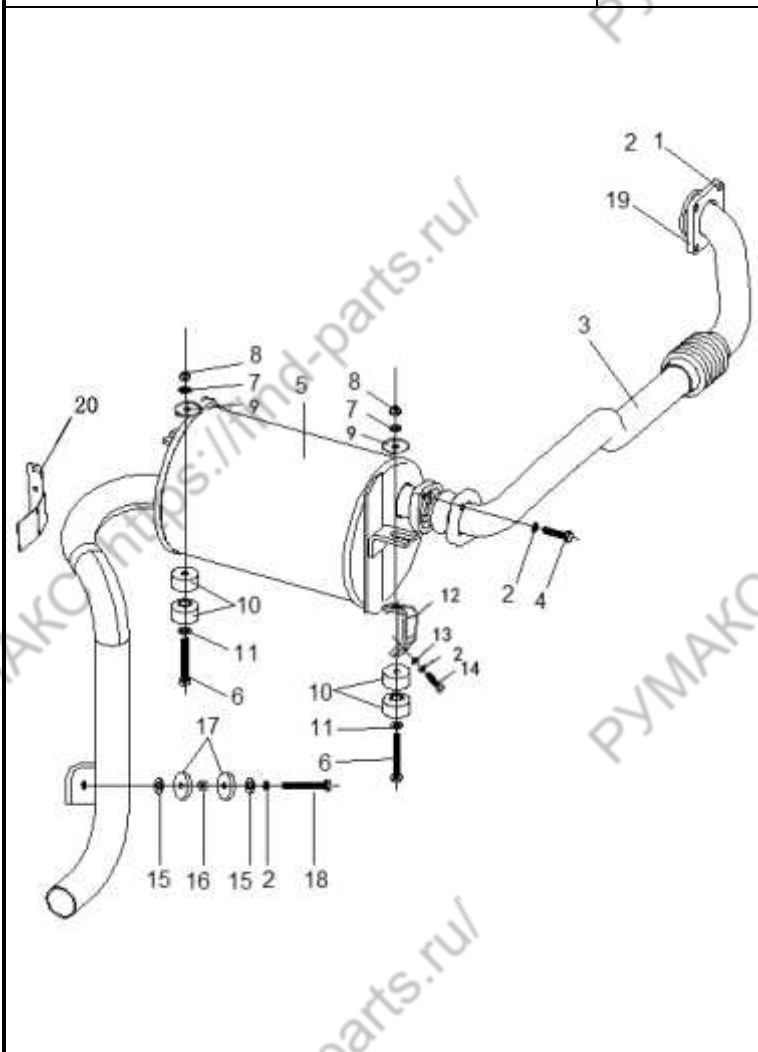
Ⓜ CPCD30/35/38-XRW56 Ⓜ CPCD30/35/38-XRW56F



序号 Item	物料码 Part NO.	名称 Description	数量 Qty	备注或适用车型 Remarks Or Serial NO.
1	300020010022	螺母M8 Nut M8	2	Ⓜ
1	300020010022	螺母M8 Nut M8	4	Ⓜ
2	300030010015	垫圈8 Washer 8	9	
3	203200090670	排气管 Exhaust pipe	1	Ⓜ
3	203200090842	排气管 Exhaust pipe	1	Ⓜ
4	300010040181	螺栓 M8×35 Bolt M8×35	2	
5	203200180621	消声器总成 Muffler	1	
6	203200100083	螺栓 Bolt	2	
7	300030190008	垫圈8 Washer 8	2	
8	300020280002	螺母M8 Nut M8	2	
9	203200100079	垫圈 Washer	2	
10	203200070010	缓冲垫 rubber mat	4	
11	300030190001	垫圈 10 Washer 10	2	
12	203200010193	消声器支架 Bracket	2	
13	300030040014	垫圈 8 Washer 8	4	

图 26 排气系统
Fig.26 Exhaust system

Ⓜ CPCD30/35/38-XRW56 Ⓜ CPCD30/35/38-XRW56F



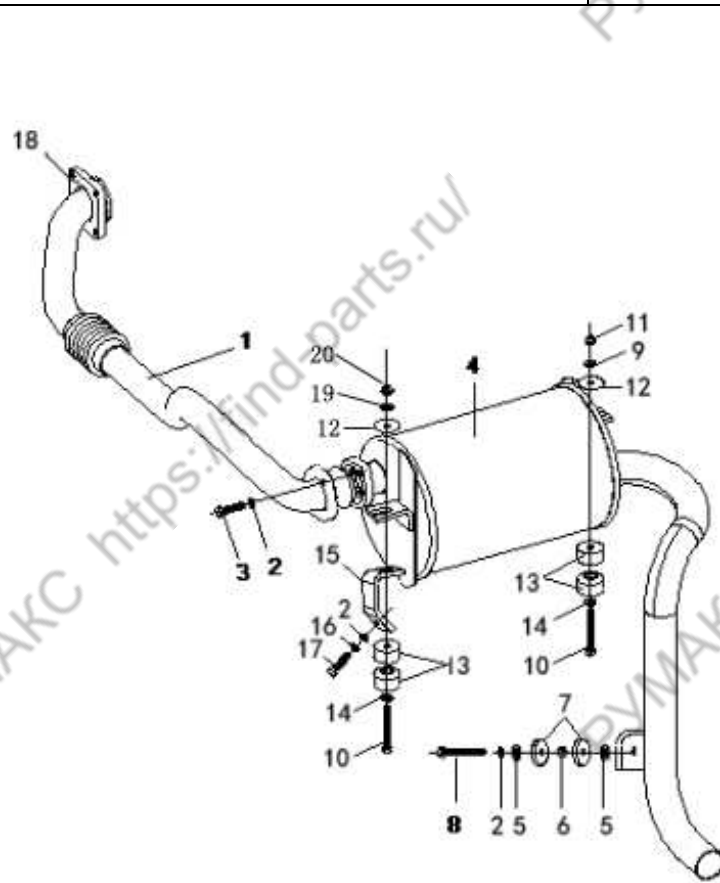
序号 Item	物料码 Part No.	名称 Description	数量 Qty	备注或适用车型 Remarks or Serial No.
14	300010040177	螺栓 M8×25 Bolt M8×25	4	
15	203200220029	垫片 Gasket	2	
16	203200080611	套管 bushing	1	
17	203200070008	橡胶垫 rubber mat	2	
18	300010040178	螺栓 M8×30 Bolt M8×30	1	
19	203200220021	垫片 Gasket	1	
20	203200120262	隔热板 Insulation board	1	Ⓜ

图 27 排气系统
Fig.27 Exhaust system

Ⓔ CPCD30/35/38-XRW55B

Ⓔ CPCD30/35/38-XRW55F

Ⓔ CPC30/35/38-XRW55



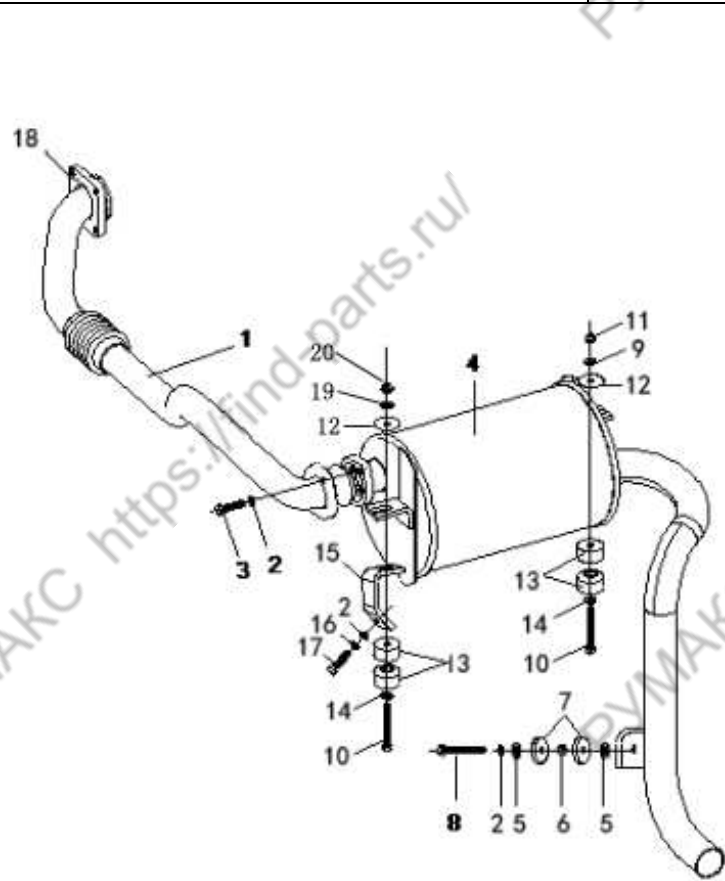
序号 Item	物料码 Part No.	名称 Description	数量 Qty	备注或适用车型 Remarks or Serial No.
1	203200090849	排气管 Exhaust pipe	1	Ⓔ
1	203200090821	排气管 Exhaust pipe	1	Ⓔ Ⓕ
2	300030010015	垫圈8 Washer 8	7	
3	300010040180	螺栓 M8×35 Bolt M8×35	2	
4	203200180598	消声器总成 Muffler	1	
5	203200220029	垫片 Gasket	2	
6	203200080611	套管 bushing	1	
7	203200070008	橡胶垫 rubber mat	2	
8	300010040178	螺栓 M8×30 Bolt M8×30	1	
9	300030190008	垫圈 8 Washer 8	2	
10	203200100083	螺栓 Bolt	2	
11	300020280002	螺母M8 Nut M8	2	
12	203200100079	垫圈 Washer	2	
13	203200070010	缓冲垫 rubber mat	4	
14	300030190001	垫圈 10 Washer 10	4	

图 27 排气系统
Fig.27 Exhaust system

Ⓒ1 CPCD30/35/38-XRW55B

Ⓒ2 CPCD30/35/38-XRW55F

Ⓒ3 CPC30/35/38-XRW55



序号 Item	物料码 Part No.	名称 Description	数量 Qty	备注或适用车型 Remarks or Serial No.
15	203200010193	消声器支架 Bracket	2	
16	300030040014	垫圈 8 Washer 8	4	
17	300010040177	螺栓 M8×25 Bolt M8×25	8	
18	203200220052	垫片 Gasket	1	
19	300030010001	垫圈 10 Washer 10	2	
20	300020010006	螺母M10 Nut M10	2	

图 28 燃油系统
Fig.28 Fuel system

Ⓐ CPCD30/35/38-XRG71 Ⓐ³ CPC30/35/38-XRG71 Ⓑ CPCD30/35/38-XRG72 Ⓑ² CPCD30/35/38-XRG72F
 Ⓑ³ CPC30/35/38-XRG72 Ⓑ⁴ CPCD30/35/38-XRG72J Ⓑ⁵ CPC30/35/38-XRG72J Ⓒ CPCD30/35/38-XRG2
 Ⓒ² CPCD30/35/38-XRW92F

序号 Item	物料码 Part No.	名称 Description	数量 Qty	备注或适用车型 Remarks or Serial No.
1	300030140007	垫圈24 Washer 24	1	
2	203400040002	螺塞 Plug	1	
3	203400020001	磁铁 Magnetic iron	1	
4	203400030010	垫 Pad	1	
5	300030140011	垫圈 6 Washer 6	6	
6	300010040148	螺栓M6×16 Bolt M6×16	6	
7	203400070666	输油胶管Φ10×Φ18.5 Rubber pipe	1	除外/except Ⓒ
8	209990000835	蜗杆传动式软管环箍 18 Clamp	6	
9	203400110227	燃油箱盖组件 Cover of fuel case assy	1	
9-1	203400110003	燃油滤芯 Suction filter	1	
10	209990010747	燃油箱盖 Cover of fuel case	1	
11	300010040173	螺栓 M8×20 Bolt M8×20	2	除外/except Ⓒ
12	300030190008	垫圈 8 Washer 8	2	除外/except Ⓒ
13	203400160006	安装支架 Bracket	1	Ⓐ
14	203400170063	油水分离器 Oil-water seperator	1	除外/except Ⓒ

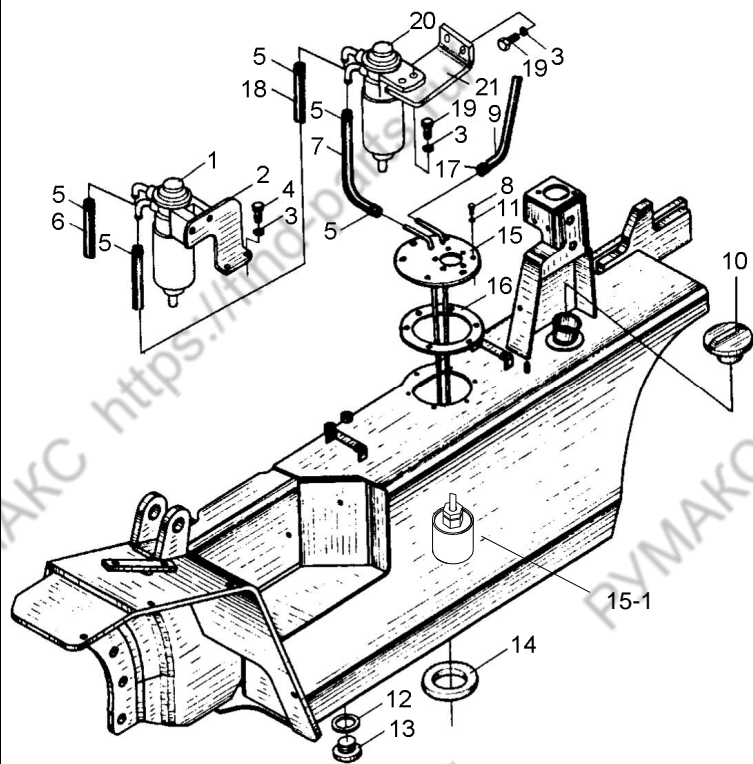
图 29 燃油系统
Fig. 29 Fuel system

© CPCD30-XRW10

©1 CPCD30-XRW10B

©2 CPCD30-XRW10F

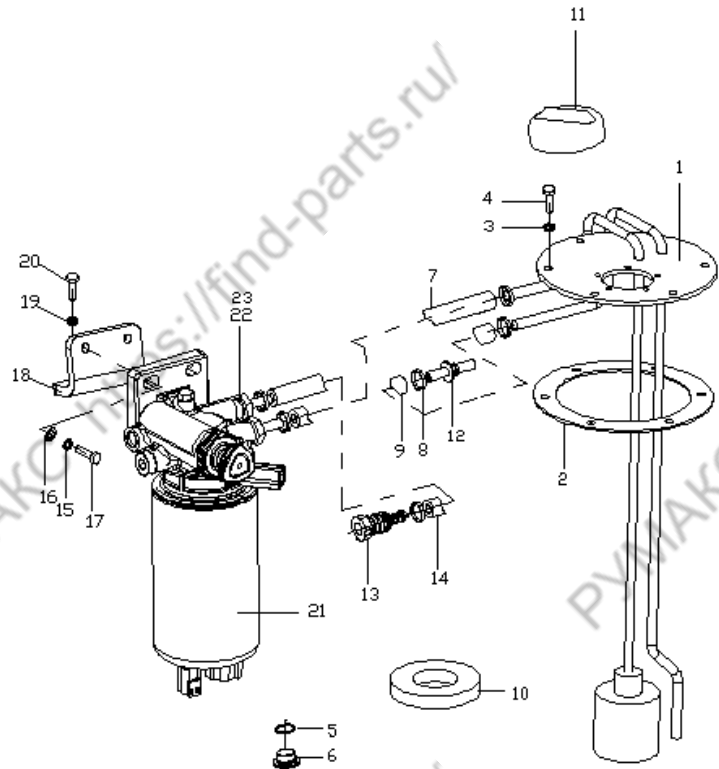
©3 CPC30-XRW10



序号 Item	物料码 Part No.	名称 Description	数量 Qty	备注或适用车型 Remarks or Serial No.
1	203400170012	柴油滤清器总成 Fitter assy	1	
2	203400160188	支架 Bracket	1	
3	300030010015	垫圈 8 Washer 8	8	
4	300010040173	螺栓 M8×20 Bolt M8×20	4	
5	209990000833	蜗杆传动式软管环箍 16 Clampe 16	6	
6	203400070669	输油胶管 (内径 φ8) Rubber pipe	1	
7	203400070671	输油胶管 (内径 φ8) Rubber pipe	1	
8	300010040148	螺栓 M6×16 Bolt M6×16	6	
9	203400070672	输油胶管 (内径 φ8) Rubber pipe	1	
10	209990010747	燃油箱盖 Cover of fuel case	1	
11	300030140011	垫圈 6 Washer 6	6	
12	300030140007	垫圈 24 Washer 24	1	
13	203400040002	螺塞 Pulg	1	
14	203400020001	磁铁 Ring magnetic iron	1	
15	203400110245	燃油箱盖组件 Cover of fuel case	1	

图 30 燃油系统
Fig. 30 Fuel system

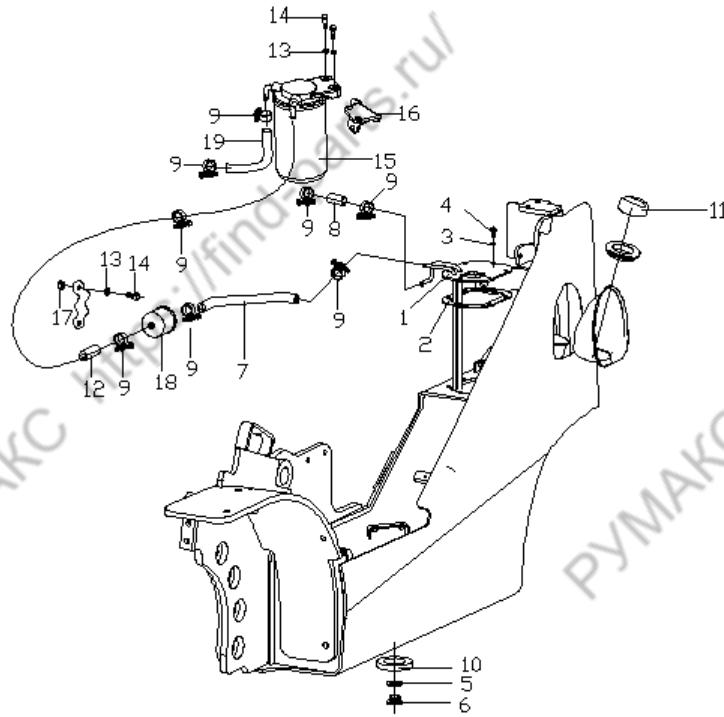
© CPCD30/35/38-XRW43



序号 Item	物料码 Part No.	名称 Description	数量 Qty	备注或适用车型 Remarks or Serial No.
1	203400110227	燃油箱盖组件 Cover of fuel case	1	
2	203400030010	垫 washer	1	
3	300030140011	垫圈 6 Washer 6	6	
4	300010040148	螺栓 M6X16 Bolt M6X16	6	
5	300030140007	垫圈 24 Washer 24	1	
6	203400040002	螺塞 Pulg	1	
7	203400070586	输油胶管 (内径 $\phi 8$) Rubber pipe	1	
8	209990000835	蜗杆传动式软管环箍 18 Clampe 18	6	
9	203400070570	回油胶管 (内径 $\phi 8$) Rubber pipe	1	
10	203400020001	磁铁 Ring magnetic iron	1	
11	209990010747	燃油箱盖 Cover of fuel case	1	
12	203400010096	过渡接头 Reducer union	1	
13	203400010102	快速接头 Snap joint	1	
14	203400070587	输油胶管 (内径 $\phi 8$) Rubber pipe	1	
15	300030010015	垫圈 8 washer	2	

图 31 燃油系统
Fig. 31 Fuel system

Ⓗ CPCD30/35/38-XRW56 Ⓘ CPCD30/35/38-XRW56B Ⓜ CPCD30/35/38-XRW56F



序号 Item	物料码 Code No.	名称 Description	数量 Qty	备注或适用车型 Remarks or Serial No.
1	203400110227	燃油箱盖组件 Cover of fuel case	1	
2	203400030010	垫 washer	1	
3	300030140011	垫圈 6 washer	6	
4	300010040148	螺栓 M6×16 Bolt	6	
5	300030140007	垫圈 24 washer	1	
6	203400040002	螺塞 Pulg	1	
7	203400070588	输油胶管 (内径 φ8) Rubber pipe	1	
8	203400070571	输油胶管 (内径 φ8) Rubber pipe	1	
9	209990000835	双钢丝式环箍 18 Clampe	8	
10	203400020001	磁铁 Ring magnetic iron	1	
11	209990010747	燃油箱盖 Cover of fuel case	1	
12	203400070589	输油胶管 (内径 φ8) Rubber pipe	1	
13	300030010015	垫圈 8 washer	6	
14	300010040173	螺栓 M8X20 Bolt	6	
15	203400170004	YANMAR 油水分离器 Oil-water separator	1	

图 32 燃油系统
Fig.32 Fuel system

① CPQD30/35/38-XRW22 ② CPQD30/35/38-XRW22B

序号 Item	物料码 Part No.	名称 Description	数量 Qty	备注或适用车型 Remarks or Serial No.
1	300030140007	垫圈24 Washer 24	1	
2	203400040002	螺塞 Plug	1	
3	203400020001	磁铁 Magnetic iron	1	
4	203400030010	垫 Pad	1	
5	300030140011	垫圈 6 Washer 6	6	
6	300010040148	螺栓M6×16 Bolt M6×16	6	
7	203400070585	输油胶管(内径Φ8) Rubber pipe	1	
8	209990000835	蜗杆传动式软管环箍 18 Clamp	2	
9	203400110228	燃油箱盖组件 Cover of fuel case assy	1	
9-1	203400110010	燃油滤芯 Suction filter	1	
10	209990010747	燃油箱盖 Cover of fuel case	1	

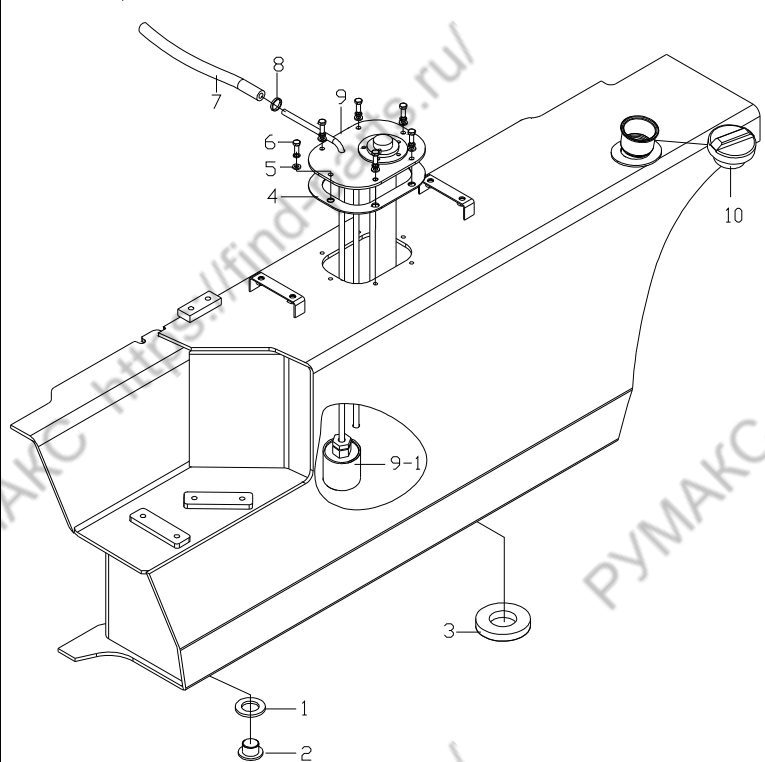


图 33 燃油系统
Fig.33 Fuel system

Ⓐ CPCD30/35/38-XRW33B Ⓑ CPCD30/35/38-XRW33F

序号 Item	物料码 Part NO.	名称 Description	数量 Qty	备注或适用车型 Remarks or Serial NO..
1	203400160005	燃油滤清器支架 Bracket	1	
2	300030010015	垫圈8 Washer	1	
3	300010040169	螺栓 M8×16 Bolt M8×16	1	
4	203400070681	输油胶管(内径Φ8) Rubber pipe	1	
5	209990000833	双钢丝环箍16 Clamp	6	
6	203400170005	燃油滤清器 Oil filter	1	
7	203400070682	输油胶管(内径Φ8) Rubber pipe	1	
8	203400070683	回油胶管(内径Φ8) Rubber pipe	1	
9	203400110227	燃油箱盖组件 Cover of fuel case assy	1	
10	203400030010	垫 Pad	1	
11	300030140011	垫圈 6 Washer 6	6	
12	300010040148	螺栓M6×16 Bolt M6×16	6	
13	209990010747	燃油箱盖 Cover of fuel case	1	
14	203400040002	螺塞 Plug	1	
15	300030140007	垫圈 22 Washer 22	1	

图 33 燃油系统
Fig.33 Fuel system

ⓐ CPCD30/35/38-XRW33B ⓑ CPCD30/35/38-XRW33F

序号 Item	物料码 Part No.	名称 Description	数量 Qty	备注或适用车型 Remarks or Serial No.
16	203400020001	磁铁 Magnetic iron	1	

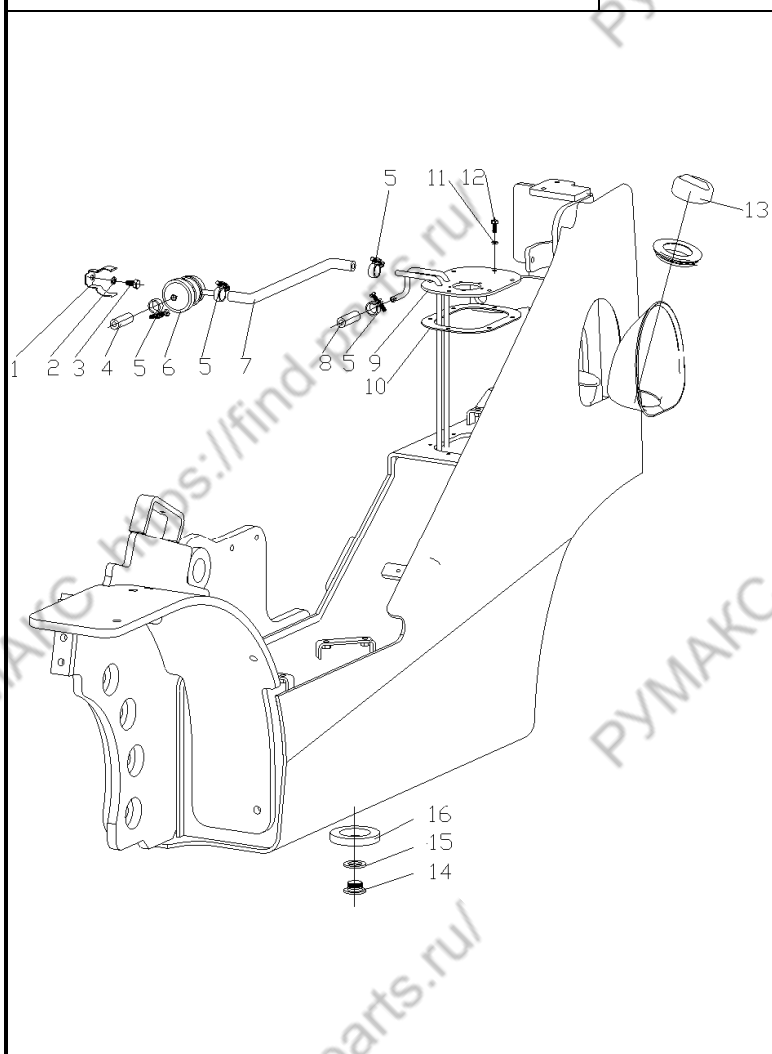


图 34 燃油系统
Fig.34 Fuel system

① CPCD30/35/38-XRW55B ② CPCD30/35/38-XRW55F ③ CPC30/35/38-XRW55

序号 Item	物料码 Part No.	名称 Description	数量 Qty	备注或适用车型 Remarks or Serial No.
1	203400160105	燃油滤清器支架 Bracket	1	
2	310010010057	螺栓 Bolt	2	
3	300030010014	垫圈 6 Washer 6	2	
4	203400070692	输油胶管内径Φ8 Rubber pipe	2	
5	310050080075	接头 Connector	2	
6	300130010134	O形密封圈24×2.4 O-ring 24×2.4	6	
7	203400070691	输油胶管内径Φ8 Rubber pipe	1	
8	203400070693	回油胶管内径Φ8 Rubber pipe	1	
9	300010040148	螺栓M6×16 Bolt M6×16	6	
10	300030140011	垫圈 6 Washer 6	6	
11	203400110227	燃油箱盖组件 Cover of fuel case assy	1	
12	203400030010	垫 Pad	1	
13	203400040002	螺塞 Plug	1	
14	300030140007	垫圈24 Washer 24	1	
15	203400020001	磁铁 Magnetic iron	1	

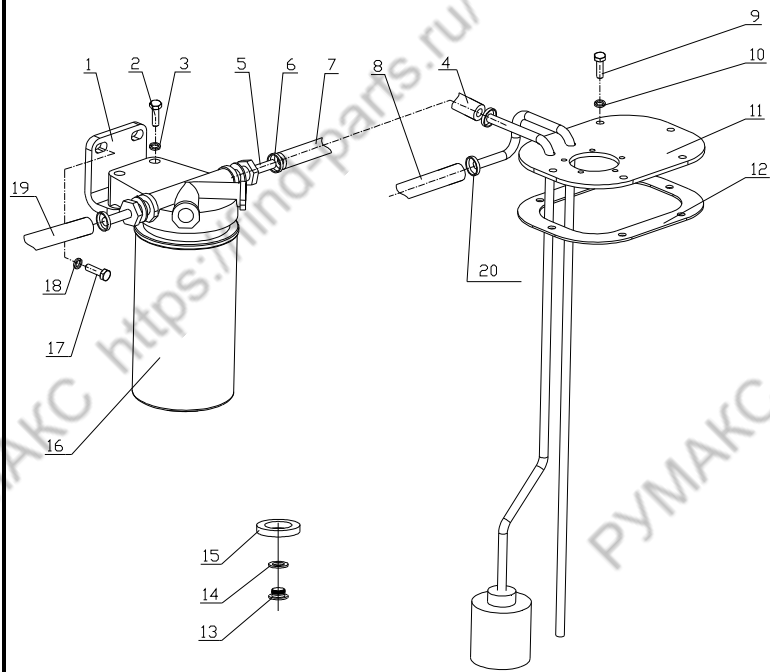
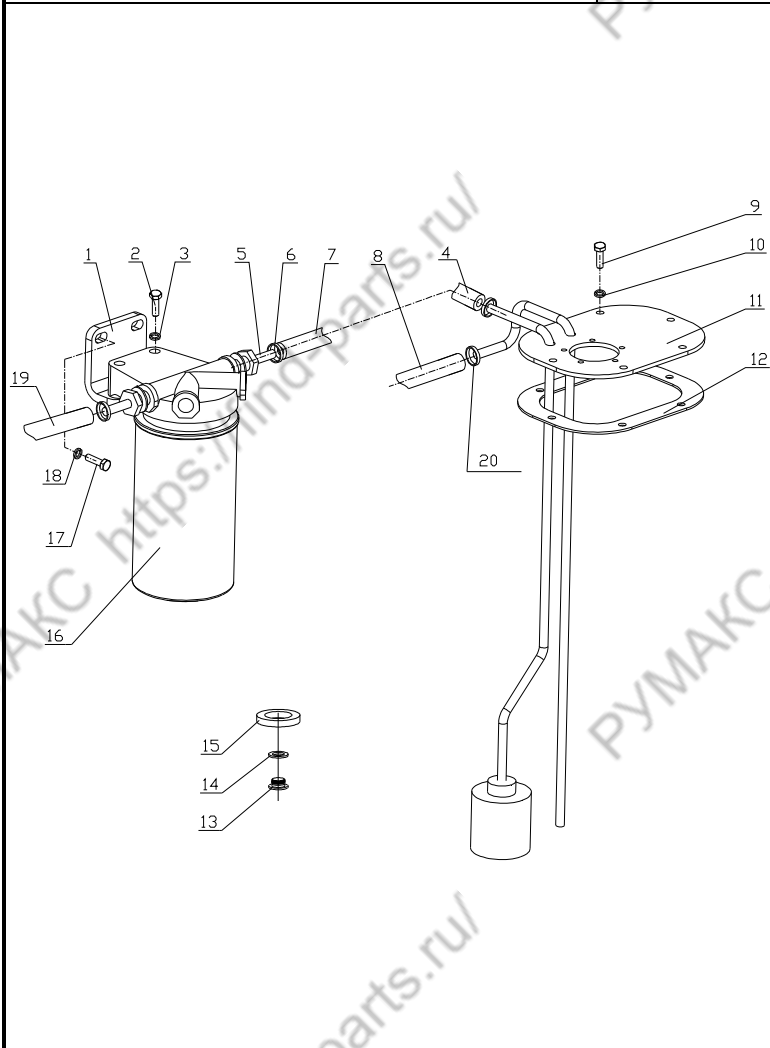


图 34 燃油系统
Fig.34 Fuel system

① CPCD30/35/38-XRW55B ② CPCD30/35/38-XRW55F ③ CPC30/35/38-XRW55



序号 Item	物料码 Part No.	名称 Description	数量 Qty	备注或适用车型 Remarks or Serial No.
16	203400170038	燃油滤清器总成 Oil filter	1	发动机带 Engines equipped with
17	300010040173	螺栓M8×20 Bolt M8×20	2	
18	300030010015	垫圈 8 Washer 8	2	
19	203400070690	输油胶管内径Φ8 Rubber pipe	1	
20	209990000833	蜗杆传动式软管环箍16 Clamp 16		

图 35 发动机安装
Fig.35 Engine assy

Ⓐ CPCD30/35/38-XRG71 ⒶⓅ CPC30/35/38-XRG71 Ⓑ CPCD30/35/38-XRG72 ⒷⓅ CPC30/35/38-XRG72
 ⒷⒶ CPCD30/35/38-XRG72J ⒷⒶⓅ CPC30/35/38-XRG72J Ⓚ CPCD30/35/38-XRG2

序号 Item	物料码 Part No.	名称 Description	数量 Qty	备注或适用车型 Remarks or Serial No.
1	300030010002	垫圈 12 Washer 12	8	
2	300010040033	螺栓 M12×30 Bolt M12×30	8	
3	203500041036	发动机左支座 Engine left mount bracket	1	
4	203500020004	缓冲垫总成 Cushion assy	2	
5	203500041019	发动机右支座 Engine right mount bracket	1	

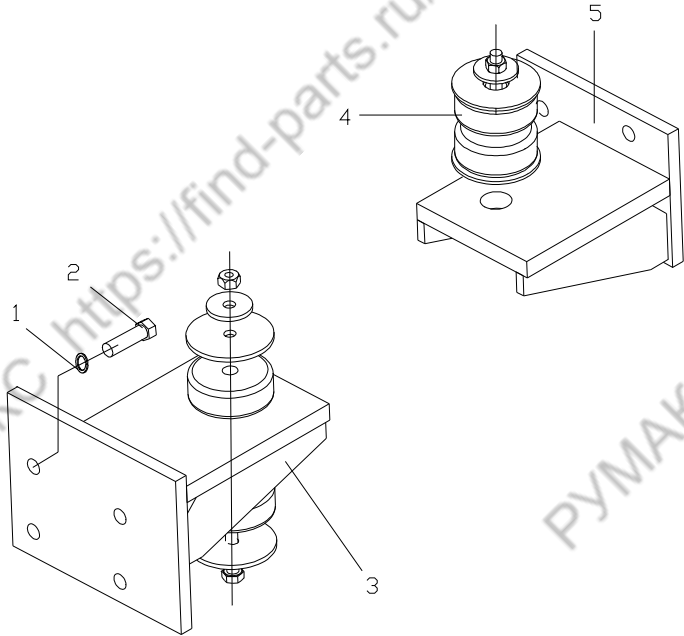


图 36 发动机安装
Fig. 36 Engine mount

© CPCD20/25-XRW10 © CPC20/25-XRW10

序号 Item	物料码 Part No.	名称 Description	数量 Qty	备注或适用车型 Remarks or Serial No.
1	203500041046	发动机左支座 Engine left mount bracket	1	
2	203500020004	缓冲垫总成 Cushion assy	2	
3	203500040138	发动机左支架 Engine left bracket	1	
4	300030010001	垫圈 10 Washer 10	8	
5	300010040012	螺栓 M10×30 Bolt M10×30	6	
6	203500040062	发动机右支架 Engine right bracket	1	
7	203500041044	发动机右支座 Engine right mount bracket	1	
8	300010040017	螺栓 M10×40 Bolt M10×40	2	
9	300030010002	垫圈 12 Washer 12	8	
10	300010040034	螺栓 M12×30 Bolt M12×30	8	

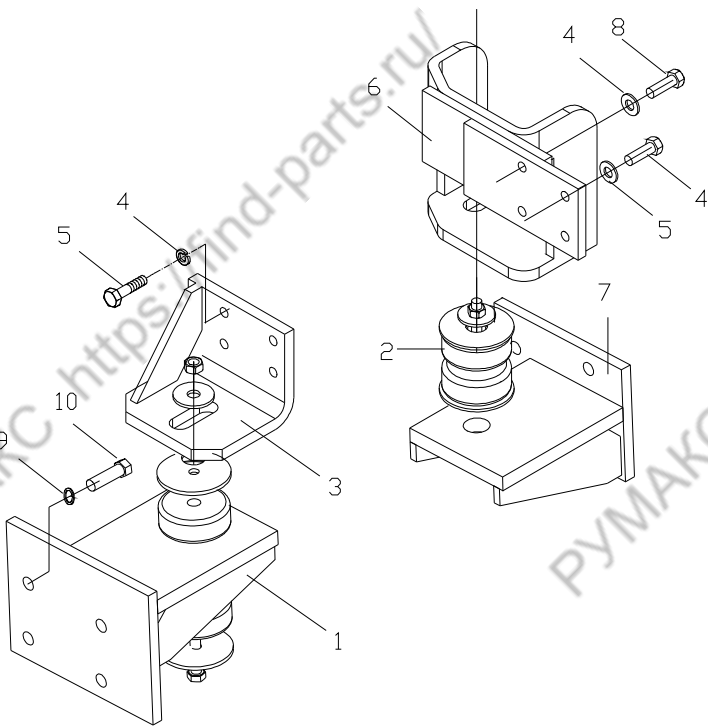


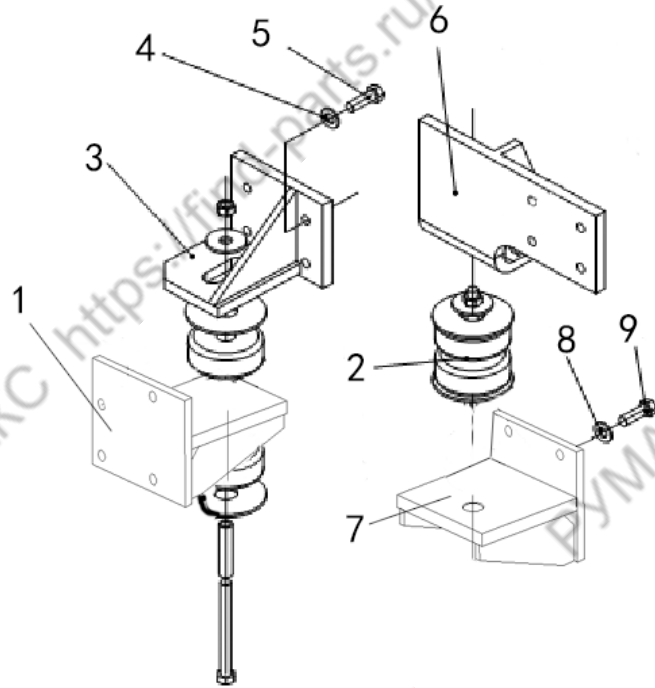
图 37 发动机安装
Fig. 37 Engine mount

© CPCD30/35/38-XRW43

序号 Item	物料码 Part No.	名称 Description	数量 Qty	备注或适用车型 Remarks or Serial No.
1	203500040960	发动机左支座 Engine left mount bracket	1	
2	203500020004	缓冲垫总成 Cushion assy	2	
3	203500040772	发动机左支架 Engine left bracket	1	
4	300030010002	垫圈 12 Washer 12	16	
5	300010040033	螺栓 M12×30 Bolt M12×30	12	
6	300010040035	螺栓 M12×35 Bolt M12×35	4	
7	203500040728	发动机右支架 Engine right bracket	1	
8	203500040939	发动机右支座 Engine right mount bracket	1	

图 38 发动机安装
Fig. 38 Engine mount

Ⓜ CPCD30/35/38-XRW56



序号 Item	物料码 Part No.	名称 Description	数量 Qty	备注或适用车型 Remarks or Serial No.
1	203500040962	发动机左支座 Engine left mount bracket	1	
2	203500020004	缓冲垫总成 Cushion assy	2	
3	203500040951	发动机左支架 Engine left bracket	1	
4	300030010001	垫圈 10 Washer 10	8	
5	300010040011	螺栓 M10×30 Bolt M10×30	8	
6	203500040933	发动机右支架 Engine right bracket	1	
7	203500040941	发动机右支座 Engine right mount bracket	1	
8	300030010002	垫圈 12 Washer 12	8	
9	300010040033	螺栓 M12×30 Bolt M12×30	8	

图 39 发动机安装
Fig. 39 Engine mount

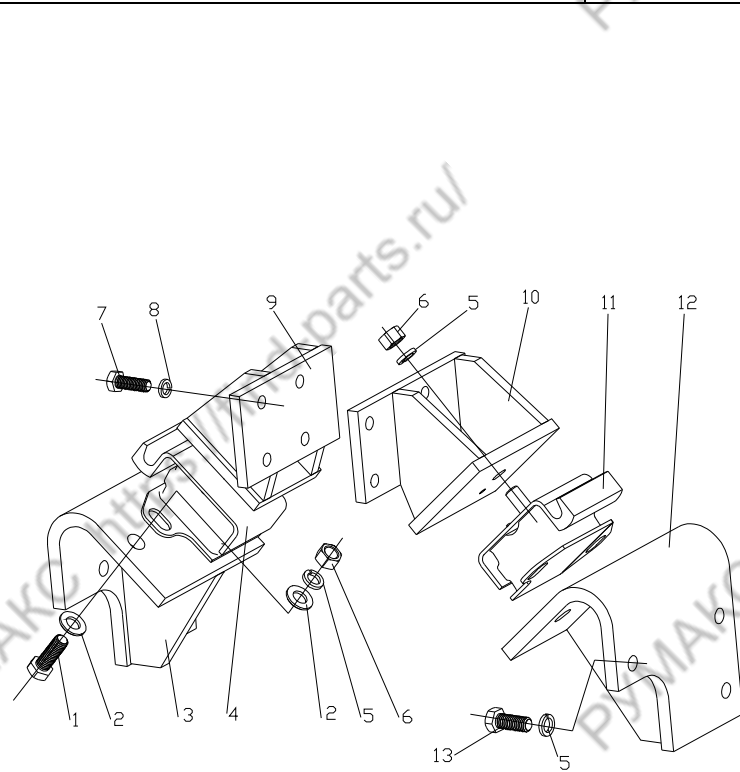
① CPQD30/35/38-XRW22

序号 Item	物料码 Part No.	名称 Description	数量 Qty	备注或适用车型 Remarks or Serial No.
1	203500040964	发动机左支座 Engine left mount bracket	1	
2	203500020004	缓冲垫总成 Cushion assy	2	
3	203500040953	发动机左支架 Engine left bracket	1	
4	300030010001	垫圈 10 Washer 10	8	
5	300010040012	螺栓 M10×30 Bolt M10×30	4	
6	300010040018	螺栓 M10×45 Bolt M10×45	4	
7	203500040935	发动机右支架 Engine right bracket	1	
8	203500040943	发动机右支座 Engine right mount bracket	1	
9	300030010002	垫圈 12 Washer 12	8	
10	300010040033	螺栓 M12×30 Bolt M12×30	8	

图 40 发动机安装
Fig.40 Engine mount

Ⓒ CPCD30-XRW10B

Ⓓ CPCD30/35/38-XRW33B



序号 Item	物料码 Part No.	名称 Description	数量 Qty	备注或适用车型 Remarks or Serial No.
1	300010040035	螺栓M12×35 Bolt M12×35	4	
2	300030040003	垫圈 12 Washer 12	4	
3	203500041094	发动机左支座 Engine bracket, Left	1	Ⓒ
3	203500041077	发动机左支座 Engine bracket, Left	1	Ⓓ
4	203500020012	前支承左垫块总成 Left cushion	1	
5	300030010002	垫圈12 Washer 12	14	
6	300020010004	螺母 M12 Nut M12	6	
7	300010060010	螺栓 M10×1.25×30 Bolt M10×1.25×30	8	
8	300030010001	垫圈 10 Washer 10	8	
9	203500040473	发动机左支架 Engine mount, Left	1	Ⓒ
9	203500040164	发动机左支架 Engine mount, Left	1	Ⓓ
10	203500040417	发动机右支架 Engine mount, Right	1	Ⓒ
10	203500040087	发动机右支架 Engine mount, Right	1	Ⓓ
11	203500020011	前支承右垫块总成 Cushion	1	
12	203500041090	发动机右支座 Engine bracket ,Right	1	Ⓒ

图 40 发动机安装
Fig.40 Engine mount

ⓐ CPCD30-XRW10B ⓑ CPCD30/35/38-XRW33B

序号 Item	物料码 Part No.	名称 Description	数量 Qty	备注或适用车型 Remarks or Serial No.
12	203500041078	发动机右支座 Engine bracket ,Right	1	ⓑ
13	300010040033	螺栓 M12x30 Bolt M12x30	8	

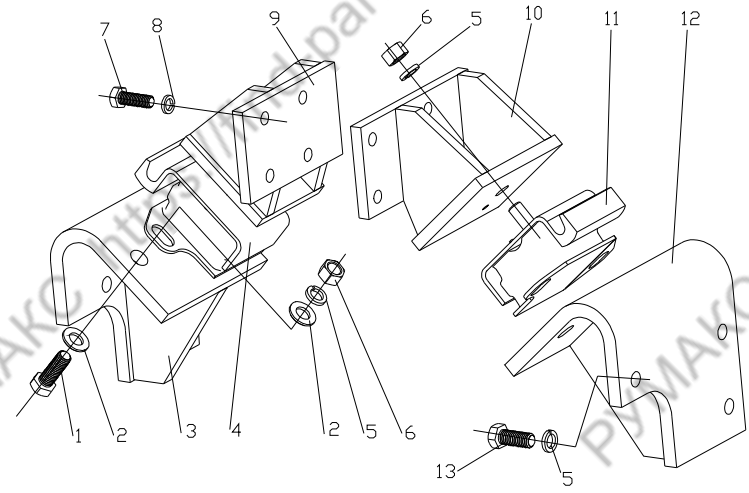


图 41 发动机安装
Fig.41 Engine mount

Ⓜ CPCD30/35/38-XRG72F Ⓜ CPCD30/35/38-XRW92F

序号 Item	物料码 Part No.	名称 Description	数量 Qty	备注或适用车型 Remarks or Serial No.
1	300010040011	螺栓 M10×30 Bolt M10×30	8	
2	300030040003	垫圈12 Washer 12	2	
3	203500041071	发动机左支座 Engine bracket ,Left	1	
4	300030010002	垫圈12 Washer 12	11	
5	300020020005	螺母 M12×1.25 Bolt M12×1.25	2	
6	203500020009	缓冲垫总成 Cushion	2	
7	203010010141	垫片 Gasket	2	
8	300010040035	螺栓 M12×1.25×35 Bolt M12×1.25×35	2	
9	203500041068	发动机左支架 Engine mount, Left	1	
10	203500041069	发动机右支架 Engine mount, Right	1	
11	203500041070	发动机右支座 Engine bracket ,Right	1	
12	300030010001	垫圈10 Washer 10	8	
13	300010040033	螺栓 M12×30 Bolt M12×30	7	

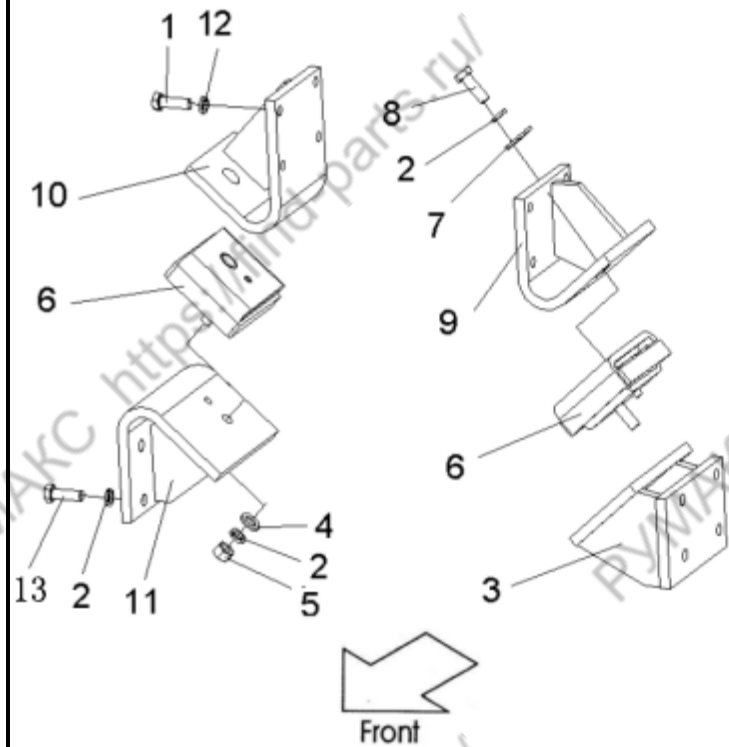


图 42 发动机安装
Fig.42 Engine mount

⑪ CPQD30/35/38-XRW22B

序号 Item	物料码 Part No.	名称 Description	数量 Qty	备注或适用车型 Remarks or Serial No.
1	300010040013	螺栓M10×35 Bolt M10×35	4	
2	300030010001	垫圈10 Washer 10	8	
3	300030010002	垫圈12 Washer 12	14	
4	300020010004	螺母 M12 Nut M12	6	
5	203500040431	发动机右支架 Engine mount, Right	1	
6	300010040018	螺栓 M10×45 Bolt M10×45	4	
7	203500020011	前支承右垫块总成 Cushion	1	
8	300010040035	螺栓M12×35 Bolt M12×35	4	
9	300030040003	垫圈 12 Washer 12	4	
10	203500040451	发动机右支座 Engine bracket ,Right	1	
11	203500040487	发动机左支架 Engine mount, Left	1	
12	203500020012	前支承左垫块总成 Left cushion	1	
13	300010040013	螺栓 M12×30 Bolt M12×30	8	
14	203500040505	发动机左支座 Engine bracket, Left	1	

图 43 发动机安装
Fig.43 Engine mount

Ⓜ CPCD30/35/38-XRW56B

序号 Item	物料码 Part No.	名称 Description	数量 Qty	备注或适用车型 Remarks or Serial No.
A1	20350000058	发动机安装 Engine mount	1	
1	300010040035	螺栓M12×35 Bolt M12×35	4	
2	300030040003	垫圈 12 Washer 12	4	
3	203500040189	发动机左支座 Engine bracket, Left	1	
4	203500020012	前支承左垫块总成 Left cushion	1	
5	300030010002	垫圈12 Washer 12	14	
6	300020010004	螺母 M12 Nut M12	6	
7	300010040011	螺栓 M10×30 Bolt M10×30	8	
8	300030010001	垫圈 10 Washer 10	8	
9	203500040164	发动机左支架 Engine mount, Left	1	
10	203500040087	发动机右支架 Engine mount, Right	1	
11	203500020011	前支承右垫块总成 Cushion	1	
12	203500040112	发动机右支座 Engine bracket ,Right	1	
13	300010040033	螺栓 M12×30 Bolt M12×30	8	

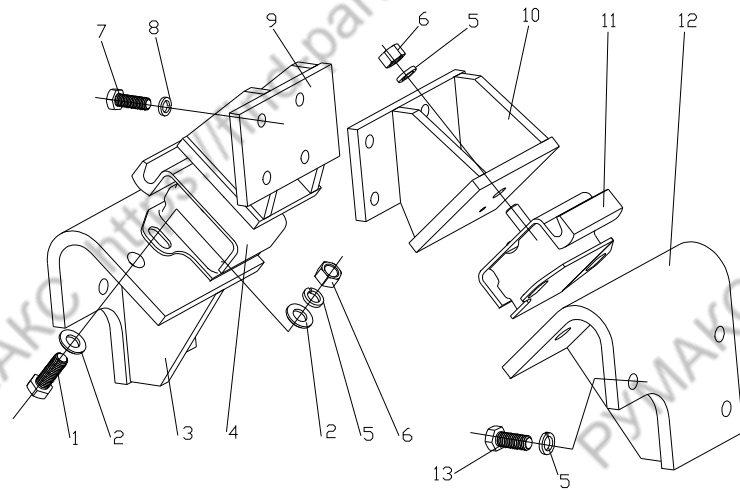
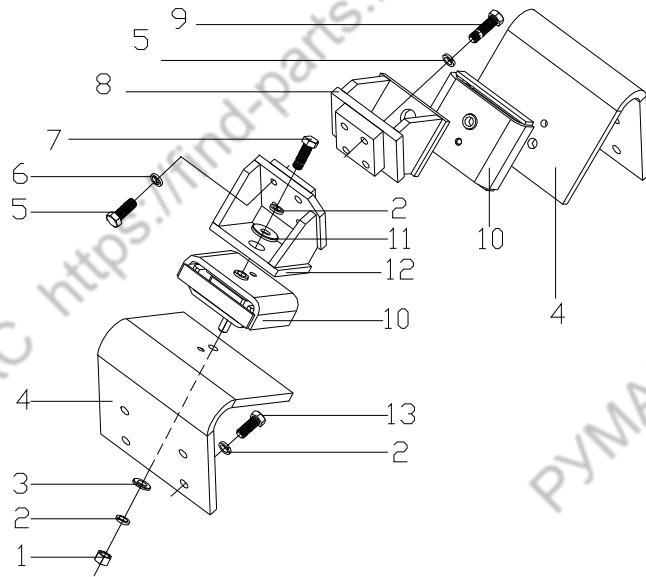


图 44 发动机安装
Fig.44 Engine mount

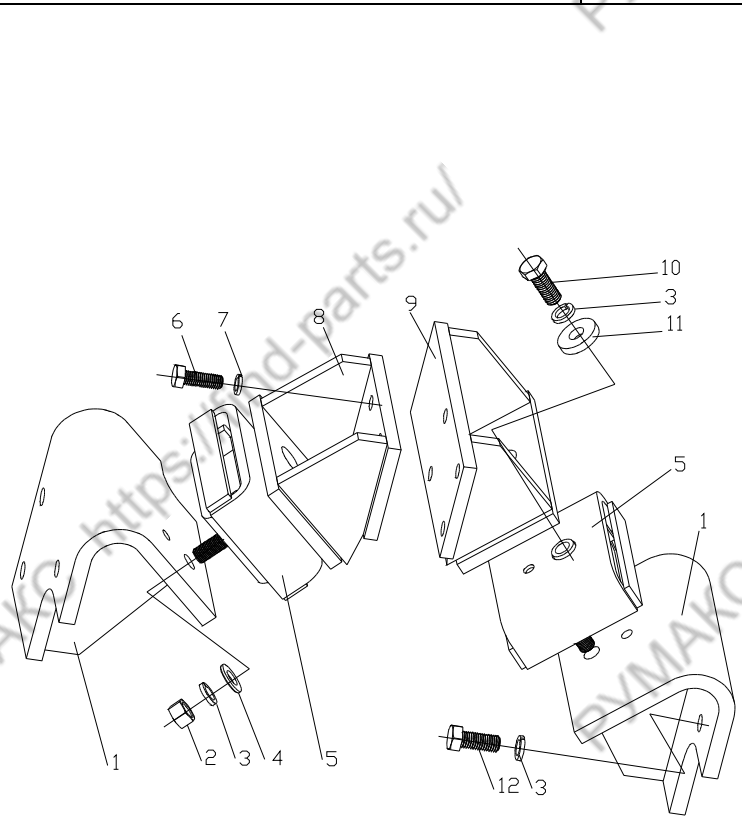
© CPCD30-XRW10F



序号 Item	物料码 Part No.	名称 Description	数量 Qty	备注或适用车型 Remarks or Serial No.
A1	20350000344	发动机安装 Engine mount	1	
1	300020020005	螺母 M12×1.25 Bolt M12×1.25	2	
2	300030010002	垫圈12 Washer 12	12	
3	300030040003	垫圈12 Washer 12	2	
4	203500041101	发动机左支座 Engine bracket	1	
4	203500041102	发动机右支座 Engine bracket ,Right	1	
5	300010040013	螺栓M10×35 Bolt M10×35	4	
6	300030010001	垫圈10 Washer 10	8	
7	300010060028	螺栓 M12×1.25×35 Bolt M12×1.25×35	2	
8	203500040421	发动机右支架 Engine mount, Right	1	
9	300010040018	螺栓 M10×45 Bolt M10×45	4	
10	203500020009	缓冲垫总成 Cushion	2	
11	203010010141	垫片 Gasket	2	
12	203500040477	发动机左支架 Engine mount, Left	1	
13	300010040033	螺栓 M12×30 Bolt M12×30	8	

图 45 发动机安装
Fig.45 Engine mount

⑫ CPCD30/35/38-XRW33F ⑫ CPCD30/35/38-XRW56F



序号 Item	物料码 Part No.	名称 Description	数量 Qty	备注或适用车型 Remarks or Serial No.
A1	20350000347	发动机安装 Engine mount	1	
1	203500041103	发动机左支座 Engine bracket ,Left	1	
1	203500041104	发动机右支座 Engine bracket ,Left	1	
2	300020020005	螺母 M12×1.25 Bolt M12×1.25	2	
3	300030010002	垫圈12 Washer 12	12	
4	300030040003	垫圈12 Washer 12	2	
5	203500020009	缓冲垫总成 Cushion	2	
6	300010040011	螺栓M10×30 Bolt	8	
7	300030010001	垫圈10 Washer	8	
8	203500040161	发动机左支架 Engine mount, Left	1	
9	203500040084	发动机右支架 Engine mount, Right	1	
10	300010060028	螺栓 M12×1.25×35 Bolt M12×1.25×35	2	
11	203010010141	垫片 Gasket	2	
12	300010040033	螺栓M12×30 Bolt M12×30	8	

图 46 发动机安装
Fig.46 Engine mount

Ⓒ CPCD30/35/38-XRW55F

序号 Item	物料码 Part No.	名称 Description	数量 Qty	备注或适用车型 Remarks or Serial No.
A1	20350000340	发动机安装 Engine mount	1	
1	300010040033	螺栓 M12×30 Bolt M12×30	16	
2	300030010002	垫圈12 Washer 12	20	
3	203500041095	发动机左支座 Engine bracket ,Left	1	
4	300030040003	垫圈12 Washer 12	2	
5	300020020005	螺母 M12×1.25 Bolt M12×1.25	2	
6	203500020009	缓冲垫总成 Cushion	2	
7	203010010141	垫片 Gasket	2	
8	300010060028	螺栓 M12×1.25×35 Bolt M12×1.25×35	2	
9	203500040949	发动机左支架 Engine mount, Left	1	
10	203500040931	发动机右支架 Engine mount, Right	1	
11	203500041096	发动机右支座 Engine bracket ,Right	1	

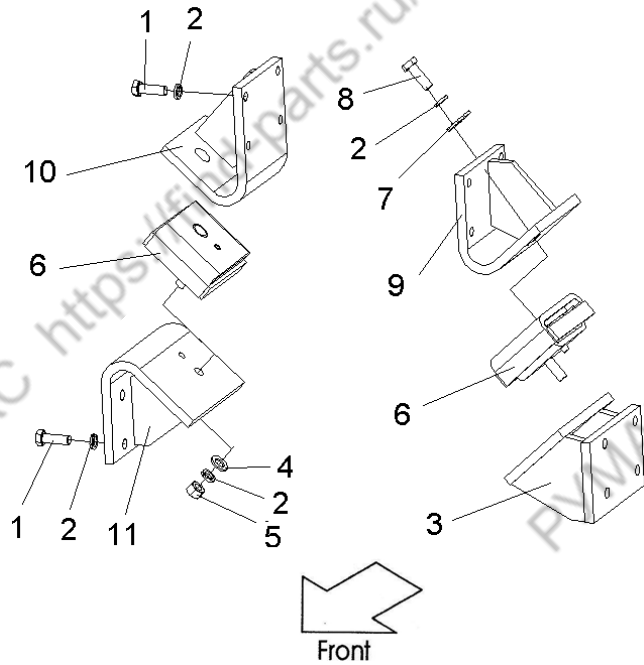
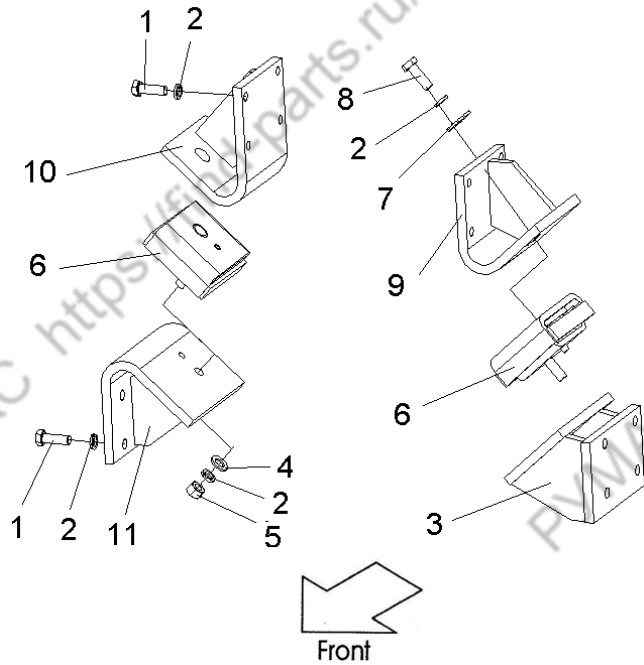


图 47 发动机安装
Fig.47 Engine mount

⑥ CPCD30/35/38-XRW55B



序号 Item	物料码 Part No.	名称 Description	数量 Qty	备注或适用车型 Remarks or Serial No.
A1	20350000349	发动机安装 Engine mount	1	
1	300010040033	螺栓 M12×30 Bolt M12×30	16	
2	300030010002	垫圈12 Washer 12	22	
3	203500041105	发动机左支座 Engine bracket ,Left	1	
4	203500020012	前支承左垫块总成 Left cushion	1	
5	203500040947	发动机左支架 Engine mount, Left	1	
6	203500040929	发动机右支架 Engine mount, Right	1	
7	300020010004	螺母 M12 Nut M12	4	
8	300030040003	垫圈 12 Washer 12	4	
9	203500020011	前支承右垫块总成 Cushion	1	
10	300010040035	螺栓 M12×35 Bolt M12×35	4	
11	203500041106	发动机右支座 Engine bracket ,Right	1	

图 48 发动机安装
Fig. 48 Engine mount

Ⓒ CPC30/35/38-XRW55

序号 Item	物料码 Part No.	名称 Description	数量 Qty	备注或适用车型 Remarks or Serial No.
1	203500041097	发动机左支座 Engine left mount bracket	1	
2	203500020004	缓冲垫总成 Cushion assy	2	
3	203500040779	发动机左支架 Engine left bracket	1	
4	300030010002	垫圈 12 Washer 12	16	
5	300010040033	螺栓 M12×30 Bolt M12×30	16	
7	203500040737	发动机右支架 Engine right bracket	1	
8	203500041098	发动机右支座 Engine right mount bracket	1	

图 49 动力系统

Fig.49 Power system

Ⓣ CPCD30/35/38-XRW73

序号 Item	物料码 Part No.	名称 Description	数量 Qty	备注或适用车型 Remarks or Serial No.
1	203100000564	进气系统 Air intake system	1	
2	203010000291	柴油机 Diesel engine	1	
3	203300000739	冷却系统 Cooling system	1	
4	203200000743	排气系统 Exhaust system	1	
5	203500000355	发动机安装 Engine mount	1	
6	203400000328	燃油系统 Fuel system	1	

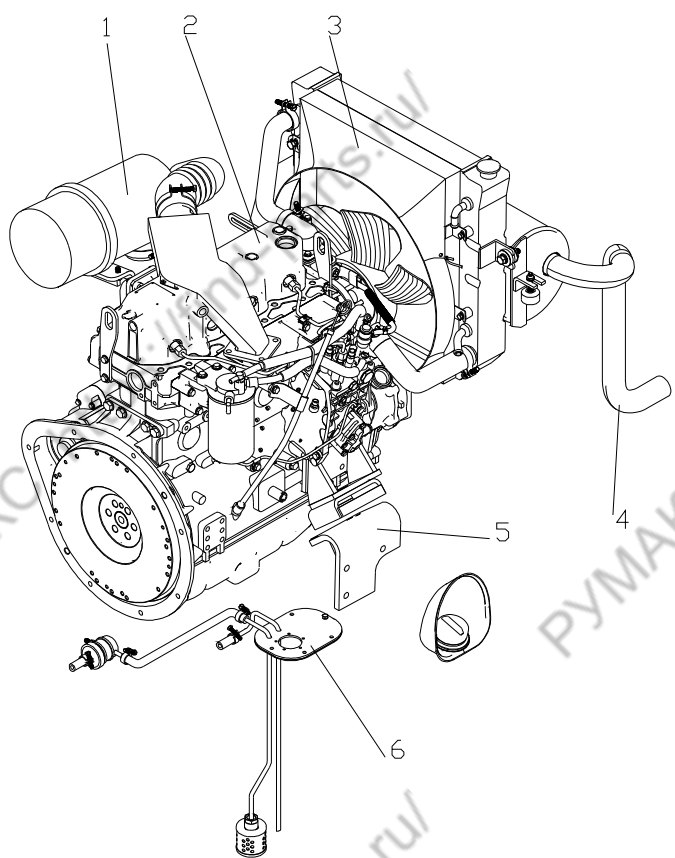
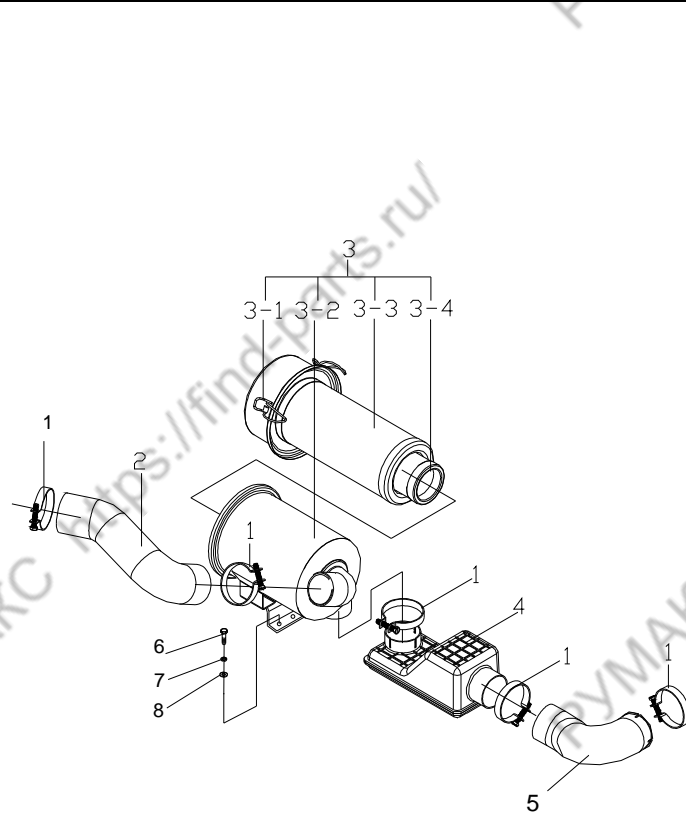


图 50 进气系统
Fig.50 Air intake system

Ⓕ CPCD30/35/38-XRW73



序号 Item	物料码 Part No.	名称 Description	数量 Qty	备注或适用车型 Remarks or Serial No.
1	209990000604	蜗杆传动式软管环箍 76 Clamp 76	5	
2	203100011071	发动机进气管 Air intake pipe to engine	1	Ⓕ
3	203100050170	空滤器总成 Air cleaner	1	
3-1	NO PART NO.	滤清器盖 Cover	1	
3-2	NO PART NO.	滤清器壳 body	1	
3-3	810300000001	外滤芯 Outer filter paper	1	
3-4	810300000002	内滤芯 Inner filter paper	1	
4	203100030022	进气消声器 Air inlet muffler	1	
5	203100010845	进气管 Air intake pipe	1	
6	300010040173	螺栓 M8×20 Bolt M8×20	2	
7	300030190008	垫圈 8 Washer 8	2	
8	300030010015	垫圈 8 Washer 8	2	

图 51 冷却系统
Fig. 51 Cooling system

Ⓢ CPCD30/35/38-XRW73

序号 Item	物料码 Part No.	名称 Description	数量 Qty	备注或适用车型 Remarks or Serial No.
1	209990000521	双钢丝式环箍 48 Clamp 48	2	
2	203300090424	散热器进水胶管 Rubber pipe for intake	1	
3	300030010014	垫圈 6 Washer 6	4	
4	300030190007	垫圈 6 Washer 6	4	
5	300010040150	螺栓 M6×18 Bolt M6×18	4	
6	203300140387	散热器总成 Radiator assy	1	
7	203300090355	输水胶管 Φ8 Rubber pipe Φ8	1	
8	310060030003	钢带弹性抱箍 Clamp	2	
9	300030010015	垫圈 8 Washer 8	4	
10	300010040173	螺栓 M8×20 Bolt M8×20	4	
11	203300220095	膨胀水箱支架 Bracket	1	
12	300030190008	垫圈 8 Washer 8	2	
13	203300120001	膨胀水箱 Expansion water box	1	
14	300030010001	垫圈 10 Washer 10	8	
15	300030190001	垫圈 10 Washer 10	8	

图 51 冷却系统
Fig. 51 Cooling system

Ⓢ CPCD30/35/38-XRW73

序号 Item	物料码 Part No.	名称 Description	数量 Qty	备注或适用车型 Remarks or Serial No.
16	300010040018	螺栓 M10×45 Bolt M10×45	2	
17	203300080006	缓冲垫 Cushion	2	
18	203300090385	散热器出水胶管 Rubber pipe for outtake	1	
19	203300061408	护风圈总成 Fan shroud assy	1	
20	209990000519	双钢丝式环箍 45 Clamp 45	2	
21	203300080002	垫块 Cushion	2	
22	300010040012	螺栓 M10×30 Bolt M10×30	2	
23	203500060546	水箱下支架 Bracket	1	
23	203300130237	水箱下支架 Bracket	1	
24	203300110015	密封条 Sealing strip	1	
25	203300210233	水箱支架 Bracket	1	
26	300010040010	螺栓 M10×25 Bolt M10×25	4	
27	207900080028	扎带 Ribbon	2	

图 52 排气系统
Fig.52 Exhaust system

Ⓒ CPCD30/35/38-XRW73

序号 Item	物料码 Part No.	名称 Description	数量 Qty	备注或适用车型 Remarks or Serial No.
1	300030010015	垫圈8 Washer 8	9	
2	300020010016	螺母M8 Nut M8	2	
3	203200090856	排气管 Exhaust pipe	1	
4	300010040181	螺栓 M8×35 Bolt M8×35	2	
5	203200180688	消声器总成 Muffler	1	
6	203200220029	垫片 Gasket	1	
7	203200080611	套管 bushing	2	
8	203200070008	橡胶垫 rubber mat	2	
9	300010040178	螺栓 M8×30 Bolt M8×30	1	
10	300030190008	垫圈8 Washer 8	2	
11	203200100083	螺栓 Bolt	2	
12	300020280002	螺母M8 Nut M8	2	
13	203200100079	垫圈 Washer	2	
14	203200070010	缓冲垫 rubber mat	4	
15	300030190001	垫圈10 Washer 10	2	

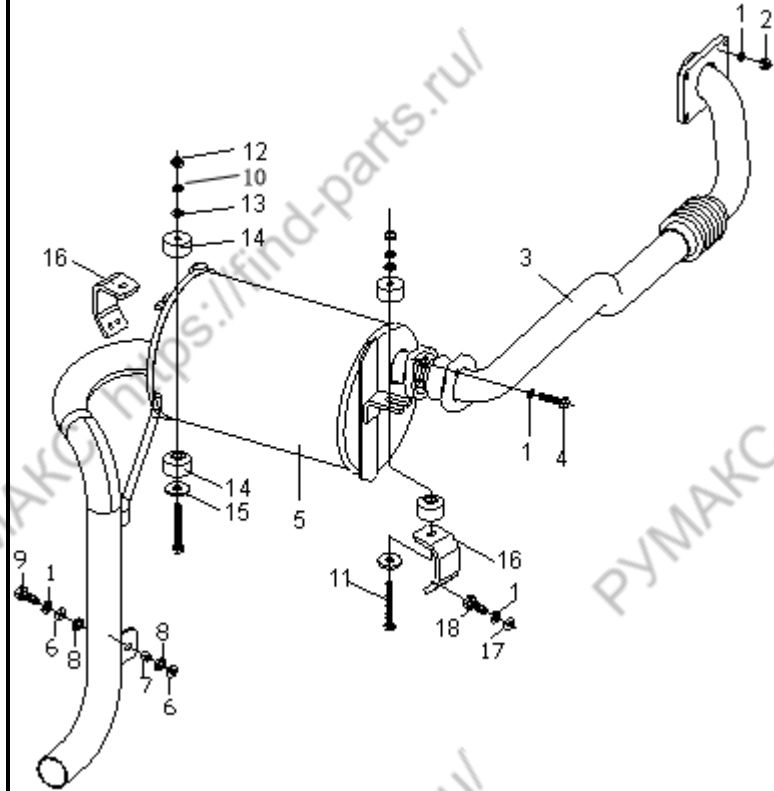
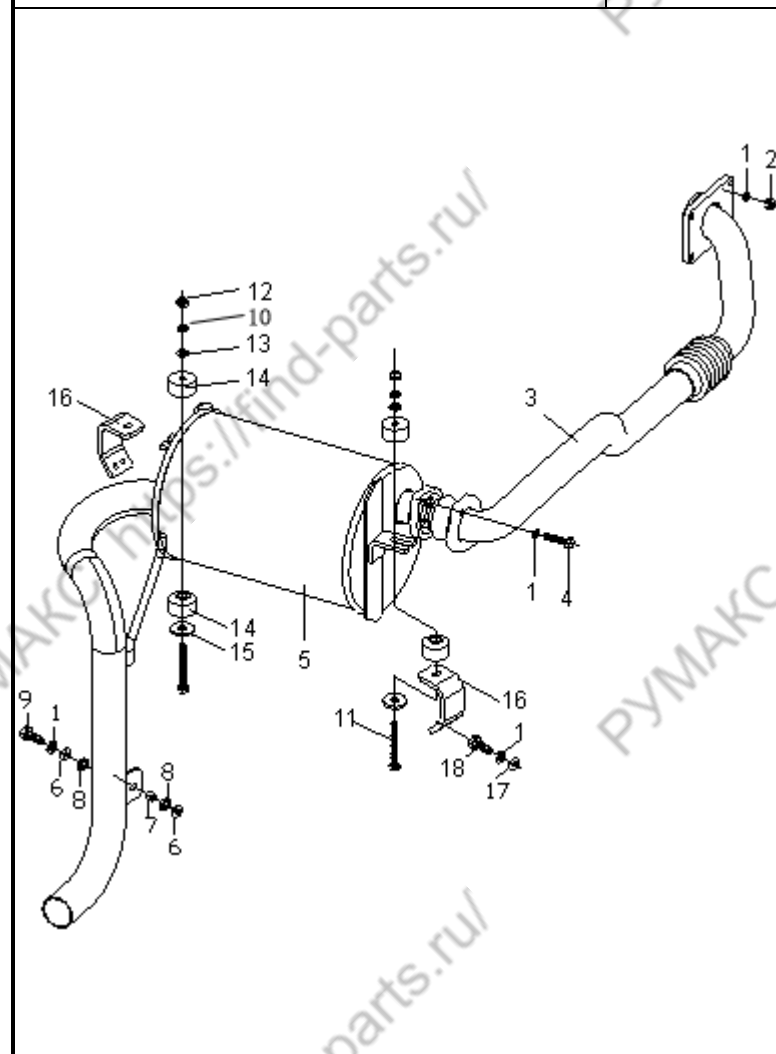


图 52 排气系统
Fig. 52 Cooling system

Ⓕ CPCD30/35/38-XRW73



序号 Item	物料码 Part No.	名称 Description	数量 Qty	备注或适用车型 Remarks or Serial No.
16	203200010193	消声器支架 Bracket	2	
17	300030040014	垫圈8 Washer 8	4	
18	300010040177	螺栓 M8×25 Bolt M8×25	1	

图 53 燃油系统
Fig.53 Fuel system

Ⓔ CPCD30/35/38-XRW73

序号 Item	物料码 Part No.	名称 Description	数量 Qty	备注或适用车型 Remarks or Serial No.
1	300010040173	螺栓 M8×20 Bolt M8×20	2	
2	300030010015	垫圈 8 Washer 8	4	
3	209990000833	双钢丝式环箍 16 Clampe 16	6	
4	203400070705	输油胶管 (内径 φ8) Rubber pipe	1	
5	310050080008	管接头螺栓 Bolt	1	
6	300030140003	垫圈 14 Washer 14	4	
7	203400010016	吸油接头 connector	2	
8	300010040177	螺栓 M8×25 Bolt M8×25	2	
9	300020010016	螺母 M8 Nut M8	2	
10	203400070703	输油胶管 (内径 φ8) Rubber pipe	1	
11	203400070704	输油胶管 (内径 φ8) Rubber pipe	1	
12	300010040148	螺栓 M6×16 Bolt M6×16	6	
13	203400160023	支架 Bracket	1	
14	209990010744	柴油滤清器总成 Fitter assy	1	
15	209990010745	沉淀杯总成 Filt nipple	1	

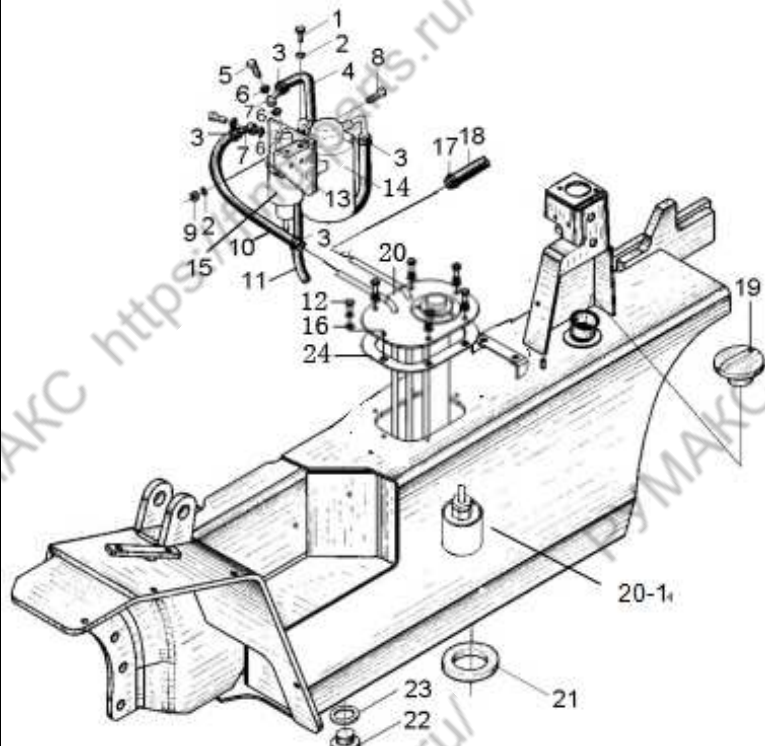


图 53 燃油系统
Fig.53 Fuel system

Ⓔ CPCD30/35/38-XRW73

序号 Item	物料码 Part No.	名称 Description	数量 Qty	备注或适用车型 Remarks or Serial No.
16	300030140011	垫圈 6 washer	6	
17	209990000832	双钢丝式环箍 12 Clampe 12	2	
18	203400070706	输油胶管 (内径 φ6) Rubber pipe	1	
19	209990010747	燃油箱盖 Cover of fuel case	1	
20	203400110245	燃油箱盖组件 Cover of fuel case	1	
20-1	203400110003	燃油滤芯 Suction filter	1	
21	203400020001	磁铁 Ring magnetic iron	1	
22	203400040002	螺塞 Pulg	1	
23	300030140007	垫圈 24 Washer 24	1	
24	203400030010	垫 washer	1	

图 54 发动机安装
Fig. 54 Engine mount

Ⓢ CPCD30/35/38-XRW73

序号 Item	物料码 Part No.	名称 Description	数量 Qty	备注或适用车型 Remarks or Serial No.
1	300010040033	螺栓 M12×30 Bolt M12×30	7	
2	300030010002	垫圈 12 Washer 12	7	
3	203500041116	发动机左支座 Engine left mount bracket	1	
4	203500020010	缓冲垫总成 Cushion assy	2	
5	203500040139	发动机左支架 Engine left bracket	1	
6	300030010001	垫圈 10 Washer 10	8	
7	300010060011	螺栓 M10×1.25×35 Bolt M10×1.25×35	4	
8	300010060014	螺栓 M10×1.25×45 Bolt M10×1.25×35	3	
9	203500040063	发动机右支架 Engine right bracket	1	
10	300010060009	螺栓 M10×1.25×30 Bolt M10×1.25×35	1	
11	203500041117	发动机右支座 Engine right mount bracket	1	

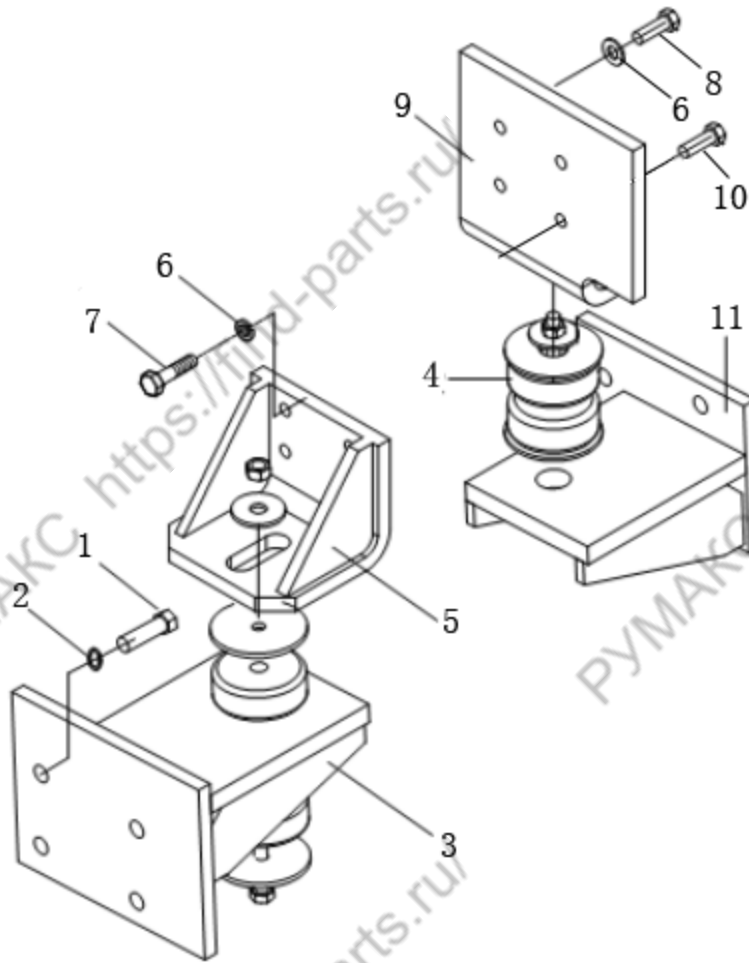
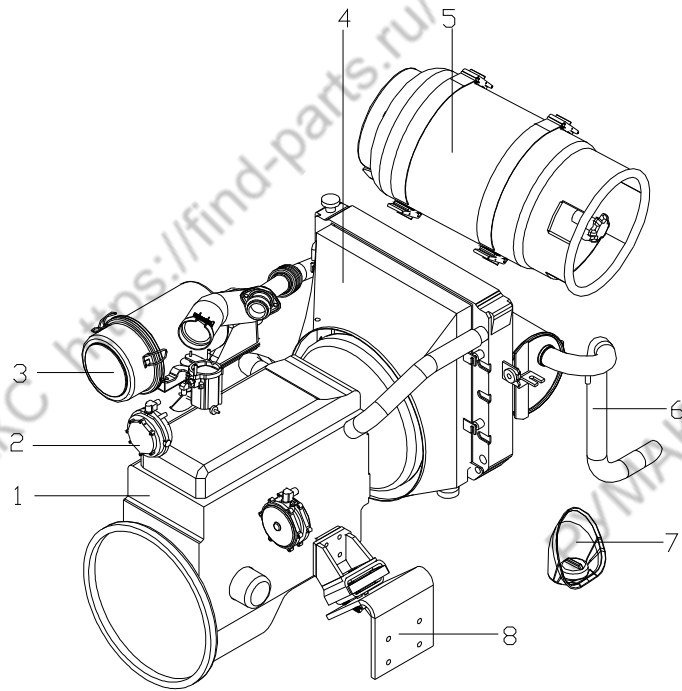


图 55 动力系统
Fig. 55 Power system

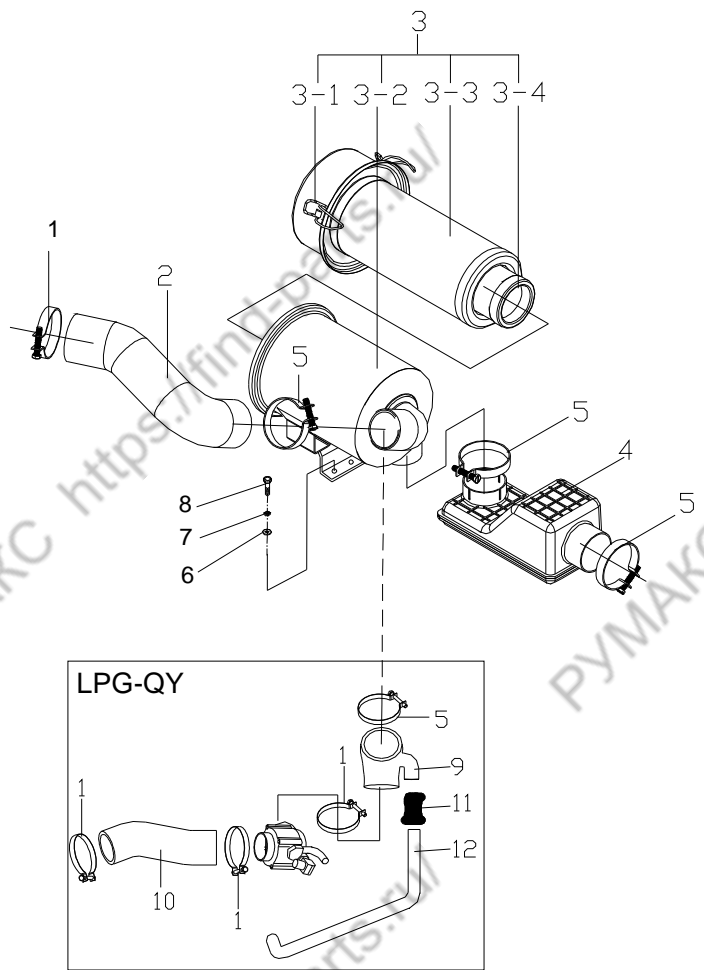
① CPQYD30/35/38-XRW22



序号 Item	物料码 Part No.	名称 Description	数量 Qty	备注或适用车型 Remarks or Serial No.
1	203010000077	K25高位风扇汽油机 K25, GAS HIGH-FAN	1	
2	见 1.0-3.5t LPG 燃料系统目录, See <i>LPG fuel system Parts catalog</i>			
2	203600000093	LPG 燃料系统 LPG fuel system	1	
3	203100000536	进气系统 Air intake system	1	
4	203300000742	冷却系统 Cooling system	1	
5	203600000016	储气系统 LPG storage system	1	
6	203200000750	排气系统 Exhaust system	1	
7	203400000316	燃油系统 Fuel system	1	
8	203500000362	发动机安装 Engine mount	1	

图 56 进气系统
Fig. 56 Air intake system

① CPQYD30/35/38-XRW22



序号 Item	物料码 Part No.	名称 Description	数量 Qty	备注或适用车型 Remarks or Serial No.
1	209990000602	蜗杆传动式软管环箍 64 Clamp 64	3	
2	203100010845	发动机进气胶管 Air inlet rubber pipe	1	
3	203100050170	空气滤清器总成 Air cleaner	1	
3-1	NO PART NO.	滤清器盖 Cover	1	
3-2	NO PART NO.	滤清器壳 body	1	
3-3	1330-G00	外滤芯 Outer filter paper	1	
3-4	0830-G00	内滤芯 Inner filter paper	1	
4	203100030022	进气消声器 Muffler	1	
5	209990000604	蜗杆传动式软管环箍 76 Clamp 76	3	
6	300030190008	垫圈 8 Washer 8	2	
7	300030010015	垫圈 8 Washer 8	2	
8	300010040173	螺栓 M8×20 Bolt M8×20	2	
9	203100010642	发动机进气胶管 I Air inlet rubber pipel	1	
10	203100011026	发动机进气胶管 II Air inlet rubber pipell	1	
11	203700030001	软管接头 Hose fitting	1	

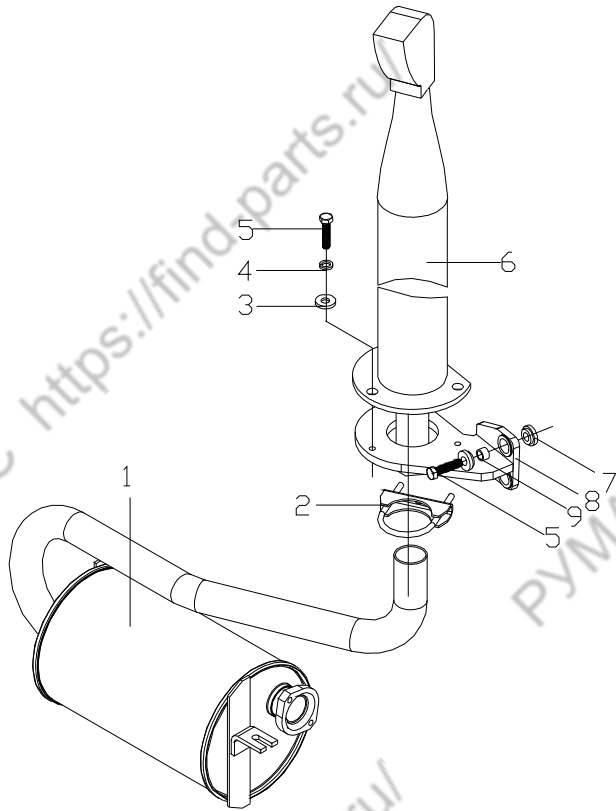
图 56 进气系统
Fig. 56 Air intake system

① CPQYD30/35/38-XRW22

序号 Item	物料码 Part No.	名称 Description	数量 Qty	备注或适用车型 Remarks or Serial No.
12	203100010587	废气接管 Exhaust tube	1	

图 57 高位排气系统
Fig. 57 Exhaust system

① CPQYD30/35/38-XRW22



序号 Item	物料码 Part No.	名称 Description	数量 Qty	备注或适用车型 Remarks or Serial No.
1	203200180670	消声器总成 Muffler assy	1	
A1	203200000497	高位排气组件 High exhaust assy	1	包含 INC:2-9
2	310040010018	抱箍 Clamp	1	
3	300030190001	垫圈 10 Washer 10	5	
4	300030010001	垫圈 10 Washer 10	5	
5	300010040009	螺栓 M10×25 Bolt M10×25	5	
6	203200090122	排气尾管 Exhaust pipe	1	
7	203200070002	减振垫 Dampener	4	
8	203200120020	安装支座 Support	1	
9	203500030024	套管 Pipe	2	

图 58 燃油系统
Fig.58 Fuel system

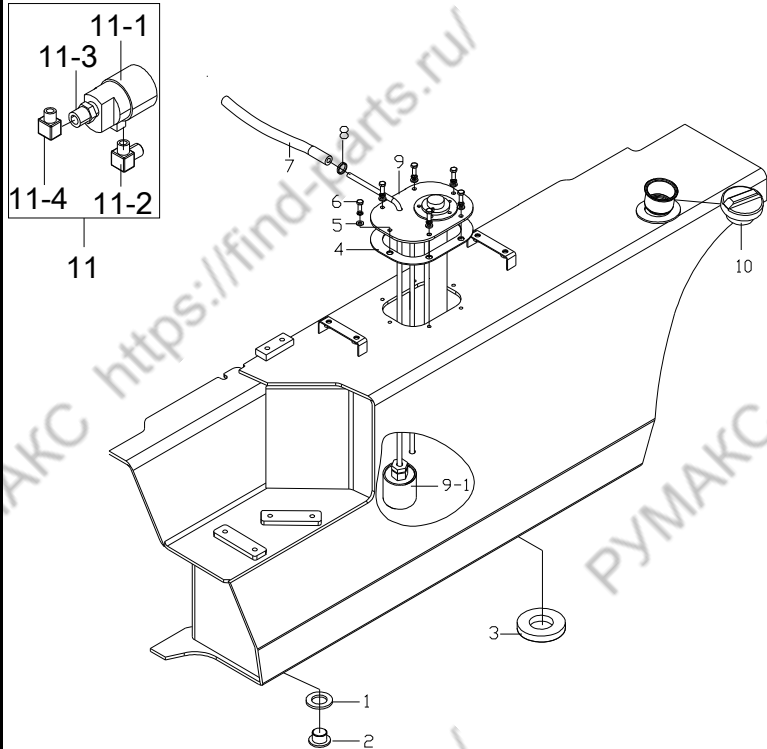
① CPQYD30/35/38-XRW22

序号 Item	物料码 Part No.	名称 Description	数量 Qty	备注或适用车型 Remarks or Serial No.
1	300030140007	垫圈24 Washer 24	1	
2	203400040002	螺塞 Plug	1	
3	203400020001	磁铁 Magnetic iron	1	
4	203400030010	垫 Pad	1	
5	300030140011	垫圈 6 Washer 6	6	
6	300010040148	螺栓M6×16 Bolt M6×16	6	
7	203400070585	输油胶管(内径Φ8) Rubber pipe	1	
8	209990000835	蜗杆传动式软管环箍 18 Clamp	6	
9	203400110228	燃油箱盖组件 Cover of fuel case assy	1	
9-1	203400110010	燃油滤芯 Suction filter	1	
10	209990010747	燃油箱盖 Cover of fuel case	1	
11	203600010015	汽油电磁阀组件 Solenoid valve	1	
11-1	203600010004	电磁阀 Solenoid valve	1	
11-2	203400010039	电磁阀进口接头 Solenoid inlet fitting	1	
11-3	203400010036	电磁阀出口接头 Solenoid outlet fitting	1	

图 58 燃油系统
Fig.58 Fuel system

④ CPQYD30/35/38-XRW22

序号 Item	物料码 Part No.	名称 Description	数量 Qty	备注或适用车型 Remarks or Serial No.
11-4	203400010070	转换接头 Conversion fitting	1	



РУМАКУ <https://find-parts.ru/>

РУМАКУ <https://find-parts.ru/>

РУМАКУ <https://find-parts.ru/>

РУМАКУ <https://find-parts.ru/>

РУМАКУ <https://find-parts.ru/>

РУМАКУ <https://find-parts.ru/>

<https://find-parts.ru/>

<https://find-parts.ru/>

<https://find-parts.ru/>

第四部分 车身系统目录

Part IV Body system contents

- | | | | | |
|--------------------------|--------------------------|--------------------------|--------------------------|--------------------------|
| (A) CPCD30/35-XRG71 | (A3) CPC30/35/38-XRG71 | (B) CPCD30/35/38-XRG72 | (B2) CPCD30/35/38-XRG72F | (B3) CPC30/35/38-XRG72 |
| (B4) CPCD30/35/38-XRG72J | (B5) CPC30/35/38-XRG72J | (C) CPCD30-XRW10 | (C1) CPCD30-XRW10B | (C2) CPCD30-XRW10F |
| (C3) CPC30-XRW10 | (D1) CPCD30/35/38-XRW33B | (D2) CPCD30/35/38-XRW33F | (E) CPCD30/35-XRW43 | (F) CPCD30/35/38-XRW73 |
| (G1) CPCD30/35/38-XRW55B | (G2) CPCD30/35/38-XRW55F | (G3) CPC30/35/38-XRW55 | (H) CPCD30/35-XRW56 | (H1) CPCD30/35/38-XRW56B |
| (H2) CPCD30/35/38-XRW56F | (I) CPQD30/35-XRW22 | (I1) CPQD30/35/38-XRW22B | (J) CPQYD30/35/38-XRW22 | (Q) CPCD30/35/38-XRG2 |
| (R2) CPCD30/35/38-XRW92F | | | | |

序号 Item	名称 Description	适用车型 Serial No.	页码 Page
图 1 Fig. 1	平衡重总成 Counter balance assy	全部车型 All models of truck	4-1
图 2 Fig. 2	标示 Label	全部车型 All models of truck	4-3
图 3 Fig. 3	座椅总成 Seat assy	全部车型 All models of truck	4-7
图 3-1 Fig.3-1	座椅总成 Seat assy	全部车型 All models of truck	4-8
图 3-2 Fig.3-2	座椅总成 Seat assy	全部车型 All models of truck	4-9
图 4 Fig. 4	车身系统 Truck body system	全部车型 All models of truck	4-10
图 5 Fig. 5	仪表架总成 Instrument frame assy	全部车型 All models of truck	4-12

序号 Item	名称 Description	适用车型 Serial No.	页码 Page
图 6 Fig. 6	机罩及底板总成 Hood and floor board assy	全部车型 All models of truck	4-14
图 7 Fig. 7	锁扣总成 Lock assy	全部车型 All models of truck	4-18
图 8 Fig. 8	护顶架 Overhead guard	全部车型 All models of truck	4-19

图1 平衡重总成
Fig.1 Counter balance assy

全部车型
All models of truck

序号 Item	物料码 Part No.	名称 Description	数量 Qty	备注或适用车型 Remarks or Serial No.
1	200100070003	塞子 Plug	2	
2	310090040026	左密封条 Left Seal strip	1	
3	200100020460	平衡重 Counter balance	1	3 t
3	200100020465	平衡重 Counter balance	1	3.5 t
4	310090040015	右密封条 Right Seal strip	1	
5	200100060008	调整垫片 Adjust shim	4	
6	300030040002	垫圈 10 Washer 10	4	
7	300030010001	垫圈 10 Washer 10	4	
8	300010040005	螺栓M10×20 Bolt M10×20	4	
9	200100060009	调整垫片 Adjust shim	2	
10	200100050101	牵引销 Towing pin	1	
11	200100080014	锁销 Lock pin	1	For CE
12	300010030129	螺栓M30×130 Bolt M30×130	2	
13	300030090005	垫圈 30 Washer 30	2	
14	200100100037	垫圈 Washer	2	

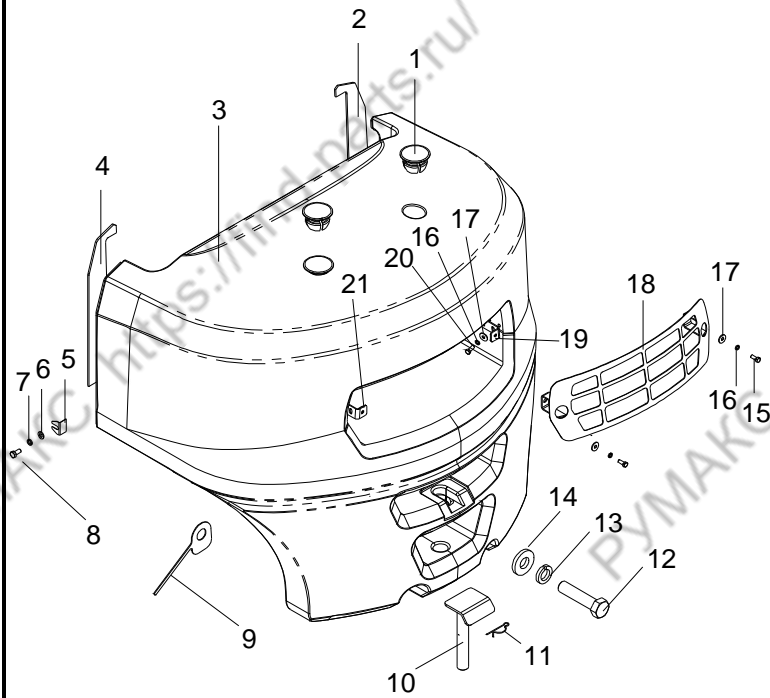


图1 平衡重总成
Fig.1 Counter balance assy

全部车型
All models of truck

序号 Item	物料码 Part No.	名称 Description	数量 Qty	备注或适用车型 Remarks or Serial No.
15	300010040173	螺栓 M8×20 Bolt M8×20	2	For CE
16	300030010015	垫圈 8 Washer 8	6	For CE
17	300030190008	垫圈 8 Washer 8	6	For CE
18	200100040113	平衡重网罩 Counter balance net cover	1	For CE 低/高位排气 Low order/high order exhaust
19	200100090050	左支架组件 Left bracket assy	1	For CE
20	300010040169	螺栓 M8×16 Bolt M8×16	4	For CE
21	200100090049	右支架组件 Right bracket assy	1	For CE

图2 标示
Fig.2 Label

全部车型
All models of truck

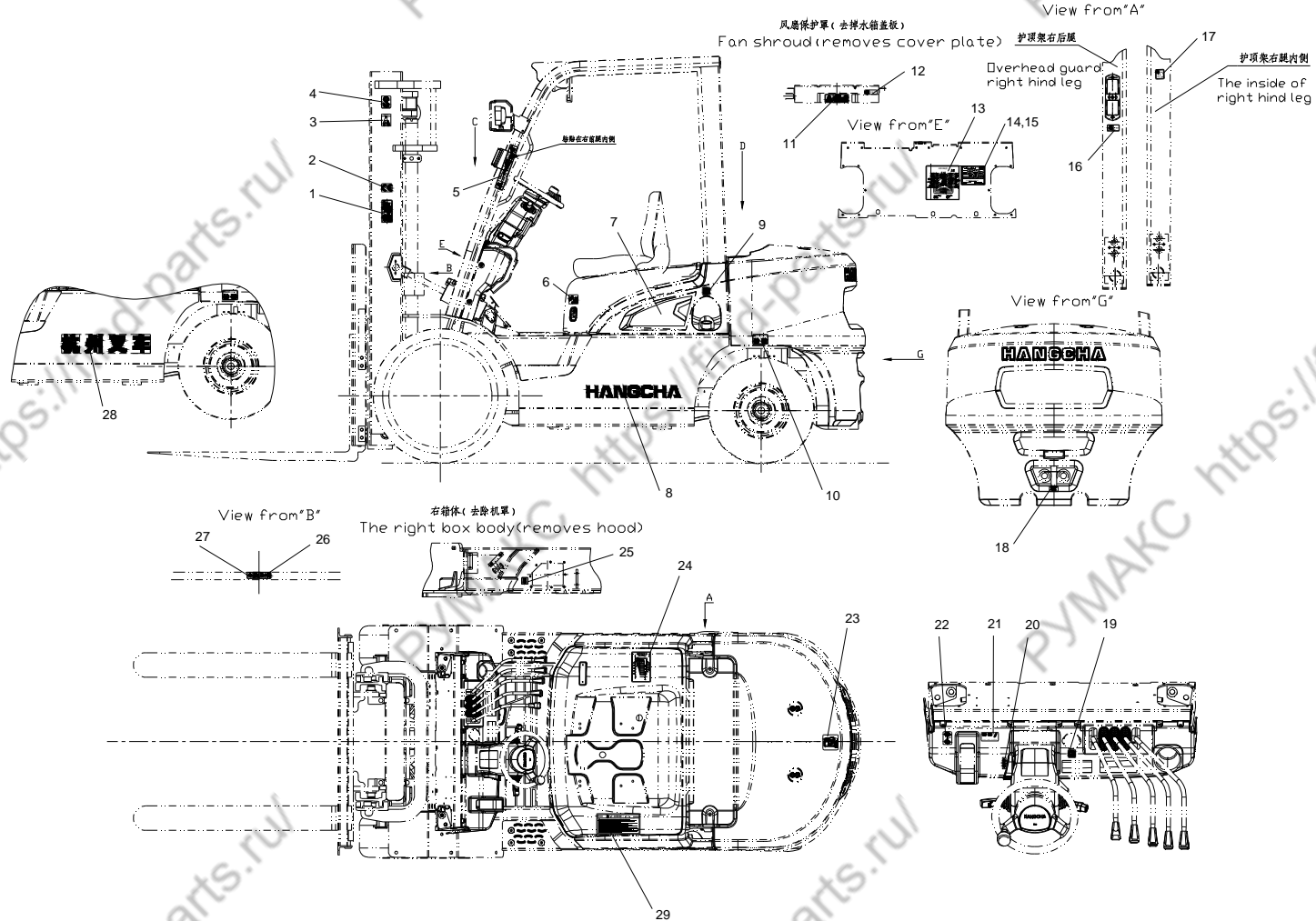
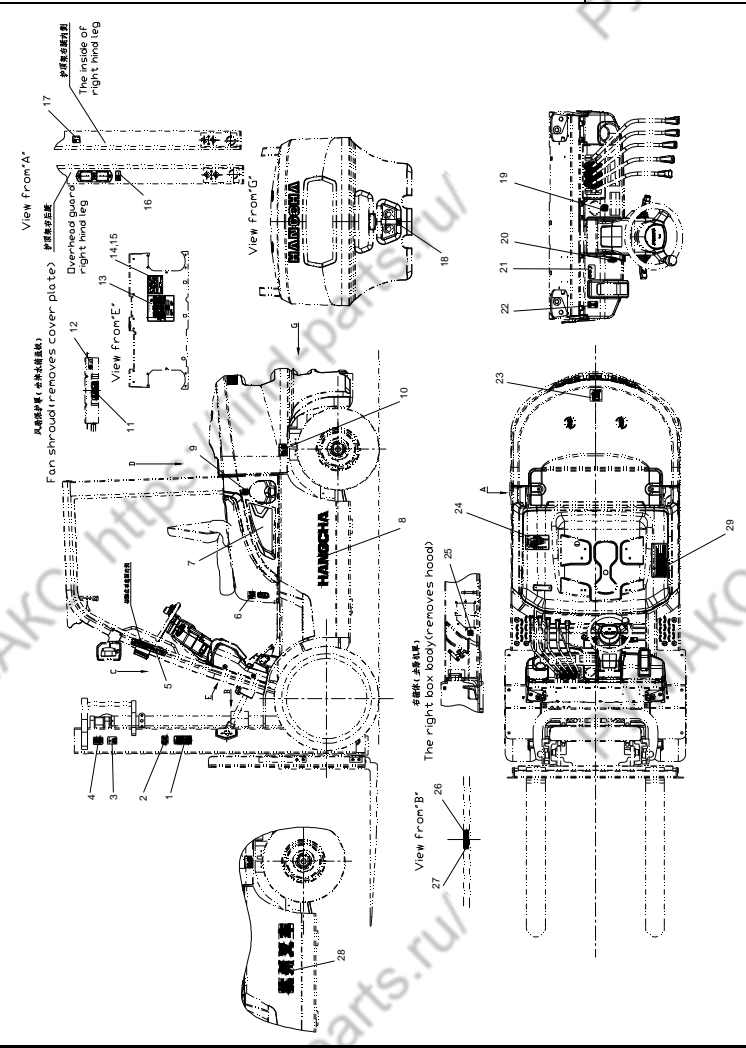


图2 标示

Fig.2 Label

全部车型
All models of truck



序号 Item	代号 Part No.	名称 Description	数量 Qty	备注或适用车型 Remarks or Serial No.
1	200200100122	危险标签 Dangerous label	2	中文
1	200200100118	危险标签 Dangerous label	2	English
2	200200170010	CE 标签 CE label	2	For CE
3	200200150142	起吊标签 Lift label	2	中文
3	200200150140	起吊标签 Lift label	2	English
4	200200150141	起吊标签 Lift label	2	
5	200200100046	安全带标签 Safe belt label	1	English
6	200200130022	机罩打开标签 Hood open nameplate	1	
7	NO RART NO.	吨位标签 Ton label	2	
8	200200050102	字样标签 Script label	2	
9	200200120036	柴油标签 Diesel oil label	1	柴油叉车 Diesel forklift
9	200200120037	汽油标签 Gasoline label	1	汽油机及双燃料叉车 Gasoline&CNG forklift
10	200200090032	轮胎气压标签 Type pressure label	1	中文
10	200200090031	轮胎气压标签 Type pressure label	1	English
11	200200100108	切手危险标签 Hand cut risk label	1	中文

图2 标示

Fig.2 Label

全部车型
All models of truck

序号 Item	代号 Part No.	名称 Description	数量 Qty	备注或适用车型 Remarks or Serial No.
11	200200100107	切手危险标签 Hand cut risk label	1	English
12	200200150087	防冻液标签 Antifreeze label	1	中文
12	200200150088	防冻液标签 Antifreeze label	1	English
13	200200110072	润滑系统标签 Lubrication	1	中文
13	200200110073	润滑系统标签 Lubrication	1	English
14	NO RART NO.	产品铭牌 Product label	1	
15	300080060001	铆钉 M4×10 Screw M4×10	4	
16	200200100130	严禁冲水标签 No swashing label	1	中文
16	200200100131	严禁冲水标签 No swashing label	1	English
17	200200040019	噪音标示 Noise label	1	CE
18	200200150148	拴系点标签 Tie down point label	1	
19	200200150094	Emergency disconnect label 紧急断电标签	1	
20	200200150077	档位标签 Shift label	1	机械换向叉车 Machine liquid reversing forklift
21	200200110062	操作标签 1 Operation label 1	1	English (Hydraulic forklifts)
21	200200110065	操作标签 2 Operation label 2	1	English (Mechanical forklift)

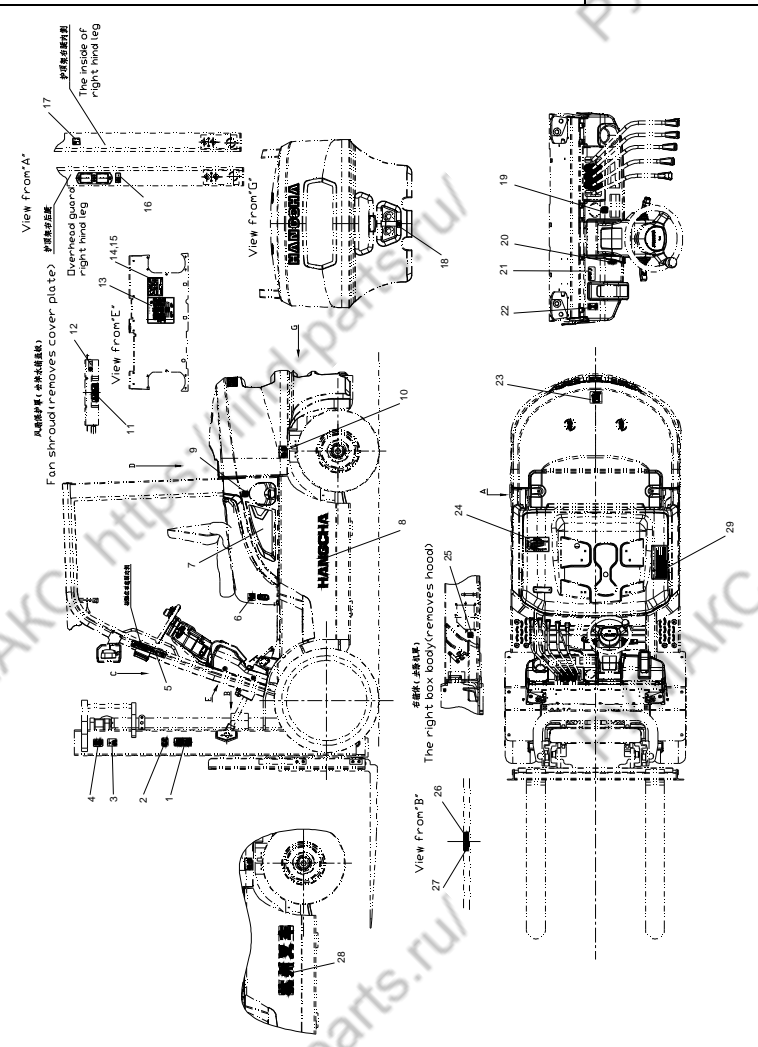


图2 标示

Fig.2 Label

全部车型
All models of truck

序号 Item	代号 Part No.	名称 Description	数量 Qty	备注或适用车型 Remarks or Serial No.
21	200200110063	操作标签 1 Operation label 1	1	中文 (液力叉车)
21	200200110066	操作标签 2 Operation label 2	1	中文 (机械叉车)
22	200200150147	手制动器标签 Brake label	1	
23	200200150060	LPG 标签 LPG label	1	中文
23	200200150061	LPG 标签 LPG label	1	English
24	NO RART NO.	载荷曲线标牌 Load label	1	
25	200200120042	液压油标签 Hydraulic oil label	1	
26	200200100121	危险标签 Dangerous label	1	中文
26	200200100119	危险标签 Dangerous label	1	English
27	200200100117	危险标签 Dangerous label	1	中文
27	200200100120	危险标签 Dangerous label	1	English
28	200200030592	字样标签 Script label	2	中文
29	200200100084	警告标签 Warn label	1	中文
29	200200100083	警告标签 Warn label	1	English

图3 座椅总成
Fig.3 Seat assy

全部车型
All models of truck

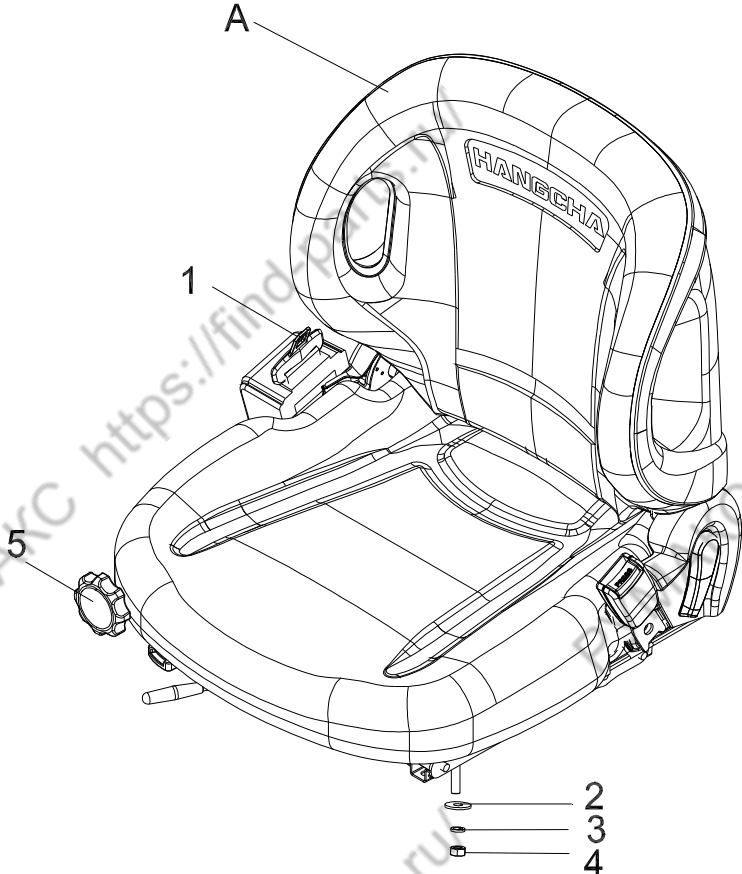
	序号 Item	物料码 Part NO.	名称 Description	数量 Qty	备注或适用车型 Remarks Or Serial NO.
	A	200300000154	座椅总成,不带减震 Seat assy, Not damping	1	包含/INC:1-5
	1	NO PART NO.	安全带 Seat belt	1	
	2	300030190008	垫圈 8 Washer 8	4	
	3	300030010015	垫圈 8 Washer 8	4	
	4	300020010016	螺母 M8 Nut M8	4	
	5	NO PART NO.	手轮 Hand wheel	1	

图 3-2 座椅总成
Fig.3-2 Seat assy

全部车型
All models of truck

序号 Item	物料码 Part NO.	名称 Description	数量 Qty	备注或适用车型 Remarks Or Serial NO.
A	200300000166	座椅总成,带减震, Seat assy, With damping	1	包含/INC:1-5
1	NO PART NO.	安全带 Seat belt	1	
2	300030190008	垫圈 8 Washer 8	4	
3	300030010015	垫圈 8 Washer 8	4	
4	300020010016	螺母 M8 Nut M8	4	
5	NO PART NO.	手轮 Hand wheel	1	

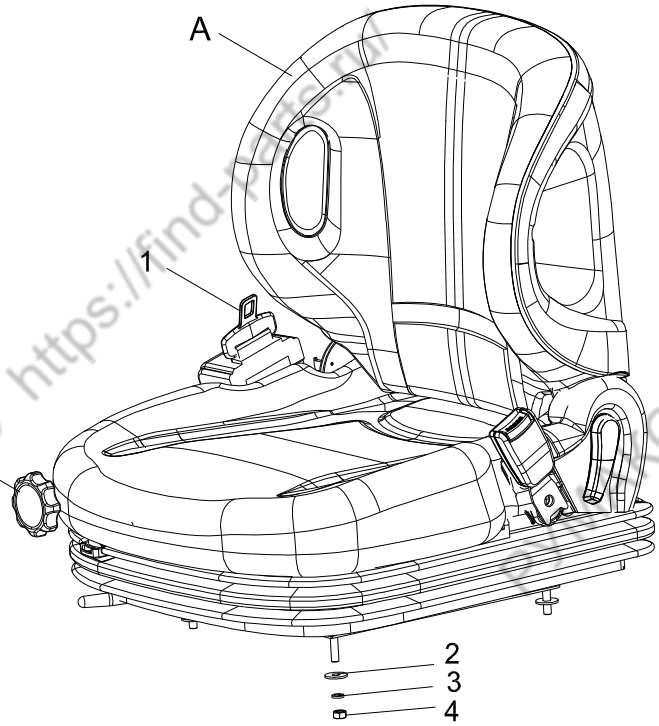


图4 车身系统
Fig.4 Truck body system

全部车型
All models of truck

序号 Item	代号 Part No.	名称 Description	数量 Qty	备注或适用车型 Remarks or Serial No.
1	204100001221	车架 Truck frame	1	除外/Except (C1) (D1) (G1) (G2) (H1) (I1)
1	204100001711	车架 Truck frame	1	(C1) (D1) (G1) (G2) (H1) (I1)
A1	204501000046	踏板组件 Pedal assy	1	包含/INC:2,3,6
2	300010210001	螺栓组件M8×16 Bolt M8×16	6	
3	204501010052	右踏板 Right pedal	1	
4	310010080023	螺栓组件M12×30 Bolt M12×30	6	
5	204001000094	横梁组件 Beam assy	1	
6	204501010055	左踏板 Left pedal	1	
A2	204400000371	电瓶盒组件 Battery box assy	1	包含/INC:7~9,11~17 除外/Except (E) (I) (J)
A3	204400000373	电瓶盒组件 Battery box assy	1	(E) INC:7~18
A4	204400000407	电瓶盒组件 Battery box assy	1	(I) (J) INC:7~12,14~17
7	300030040014	垫圈8 Washer 8	4	
8	300030010015	垫圈 8 Washer 8	4	
9	300010040173	螺栓 M8×20 Bolt M8×20	4	
10	300010040149	螺栓 M6×16 Bolt M6×16	4	(E)

图4 车身系统
Fig.4 Truck body system

全部车型
All models of truck

序号 Item	代号 Part No.	名称 Description	数量 Qty	备注或适用车型 Remarks or Serial No.
11	204400030048	压板 Plate	1	
12	204401000173	电瓶盒托架 Battery box bracket	1	除外/Except ⑤ ① ④
12	204401000175	电瓶盒托架 Battery box bracket	1	⑤
12	201101000191	电瓶盒托架 Battery box bracket	1	① ④
13	310080060037	隔热垫 Insulation pad	1	除外/Except ① ④
14	204400040012	拉杆 Pull rod	1	
15	300030040013	垫圈 6 Washer 6	1	除外/Except ⑤
15	300030040013	垫圈 6 Washer 6	5	⑤
16	300030010014	垫圈 6 Washer 6	1	除外/Except ⑤
16	300030010014	垫圈 6 Washer 6	5	⑤
17	300020240001	螺母 M6 Nut M6	1	
18	204400110296	隔热板 Insulation Plate	1	

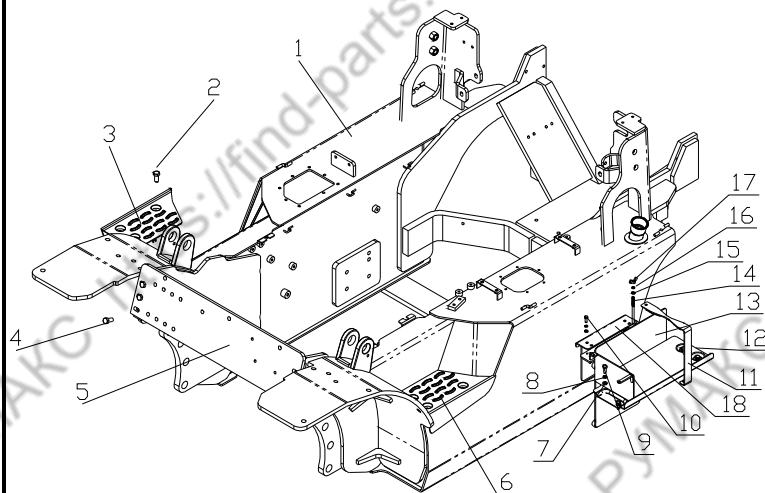


图5 仪表架总成
Fig.5 Instrument frame assy

全部车型
All models of truck

序号 Item	代号 Part No.	名称 Description	数量 Qty	备注或适用车型 Remarks or Serial No.
1	204203010004	开关前罩 Switch front cover	1	
2	204202020113	左前罩 Left front cover	1	
3	300010220013	螺栓组合件 M6×16 Bolt M6×16	6	用于驾驶室车 For Cab forklift
4	204201000172	仪表架组件 Instrument frame	1	
5	204202020110	左护罩 Left cover	1	
5	204202020137	左护罩 Left cover	1	智能模块 Intelligent module
6	204203010003	开关后罩 Switch rear cover	1	
7	300040260003	螺栓组合件 M5×16 Bolt M5×16	3	
8	300040380006	螺栓组合件 M4×12 Bolt M4×12	2	
9	204201040257	支架 Bracket	1	
10	204202020100	右护罩 Right cover	1	标配 Standard
10	204202020103	右护罩 Right cover	1	断电开关 Disconnect switch
11	310070030007	螺钉组件 Screw	11	标配 Standard
11	310070030007	螺钉组件 Screw	5	用于驾驶室车 For Cab forklift
12	204202010010	杯子 cup	1	标配 Standard

图5 仪表架总成
Fig.5 Instrument frame assy

全部车型
All models of truck

序号 Item	代号 Part No.	名称 Description	数量 Qty	备注或适用车型 Remarks or Serial No.
12	204202010011	杯子 cup	1	用于驾驶室车 For Cab forklift
13	204202020107	右前罩 Right front hood	1	用于驾驶室车 For Cab forklift
13	204202020001	右前罩 Right front hood	1	
14	310010080022	螺栓组件 Bolt	7	
15	204202020132	压板 Pressure plate	4	
16	204202020133	倾斜油缸护套 Dustproof hood	2	
17	206400120002	扣件 Fastener	12	
18	204201000190	抱箍组件 Clamp	2	1.0t-3.0t 选配 Optional
18	209990000596	蜗杆传动式软管环箍 worm drive hose hoop	2	3.5t 选配 Optional

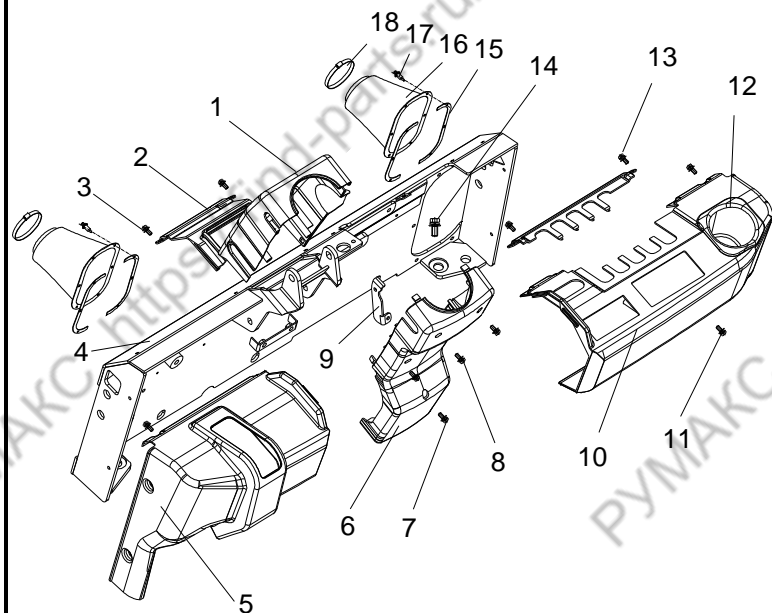


图6 机罩及底板总成(I)
Fig.6 Hood and floor board assy(I)

全部车型
All models of truck

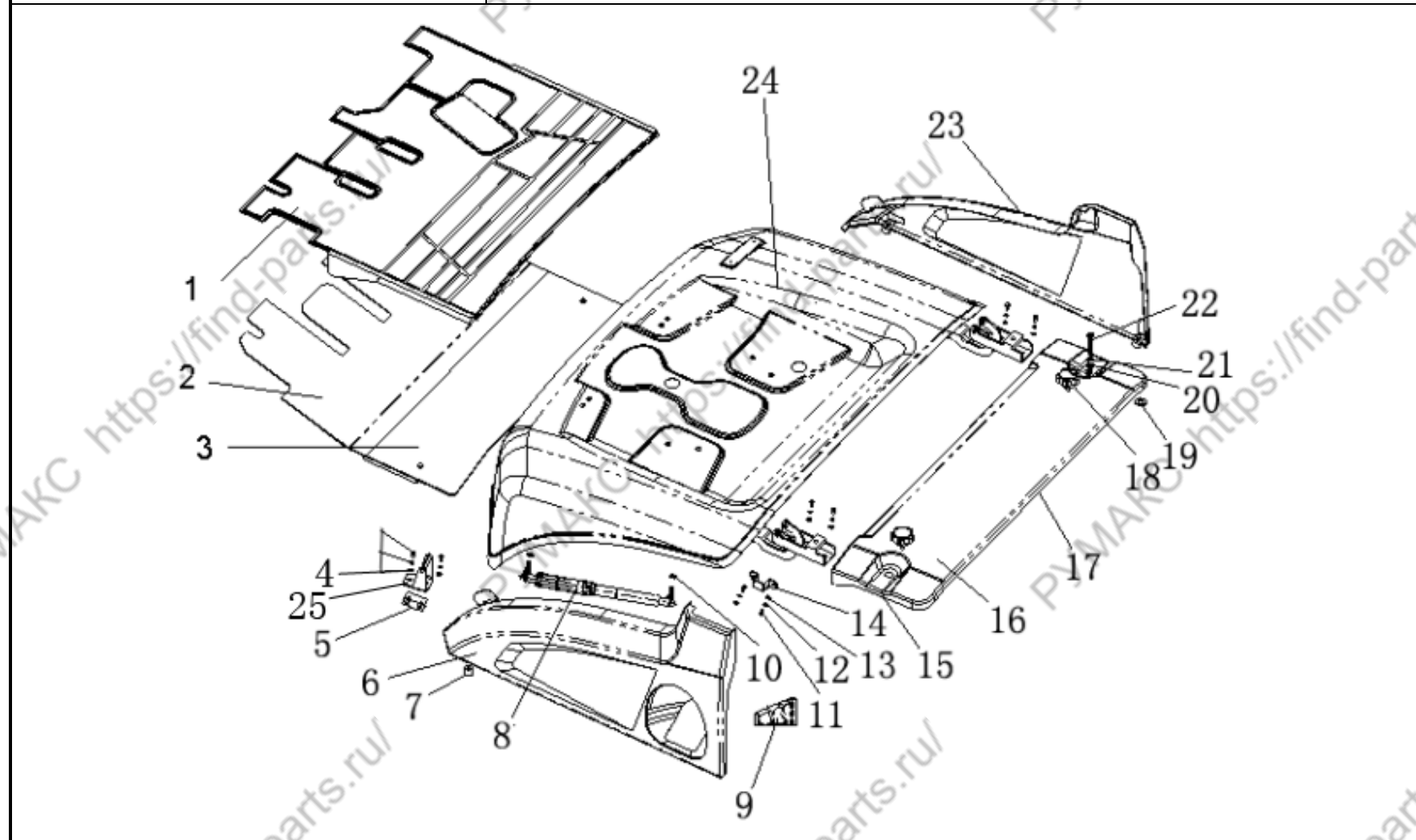


图6 机罩及底板总成(I)
Fig.6 Hood and floor board assy(I)

全部车型
All models of truck

序号 Item	代号 Part No.	名称 Description	数量 Qty	备注或适用车型 Remarks or Serial No.
1	204300020116	踏板垫 Pedal pad	1	(A) (B) (B2) (B4) (E) (Q) (R2)
1	204300020125	踏板垫 Pedal pad	1	(A3) (B3) (B5)
1	204300020124	踏板垫 Pedal pad	1	(C) (C1) (C2) (D1) (D2) (G1) (G2) (H) (H1) (H2) (I) (I1) (J) (F)
1	204300020138	踏板垫 Pedal pad	1	(C3) (G3)
2	204302000283	前底板总成(液力车) Board assy	1	(A) (B) (B2) (E) (B4) (Q) (R2)
2	204302000321	前底板总成(机械车) Board assy	1	(A3) (B3) (B5)
2	204302000286	前底板总成 Board assy	1	(C) (C1) (C2) (D1) (D2) (G1) (G2) (H) (H1) (H2) (I) (I1) (J) (F)
2	204302000338	前底板总成 Board assy	1	(C3) (G3)
3	204302000313	后底板总成 Floor assy	1	
4	300010220012	螺栓组合件 M8×16 Bolt assembly		
5	204300130172	调整垫片 Adjust shim	1	
6	204302000295	机罩左侧板总成 Left side plate	1	
7	203100020011	垫块 Block	4	
8	310120010061	气弹簧 Air spring	1	
9	204300060003	加油口密封块 Fuel seal block	1	

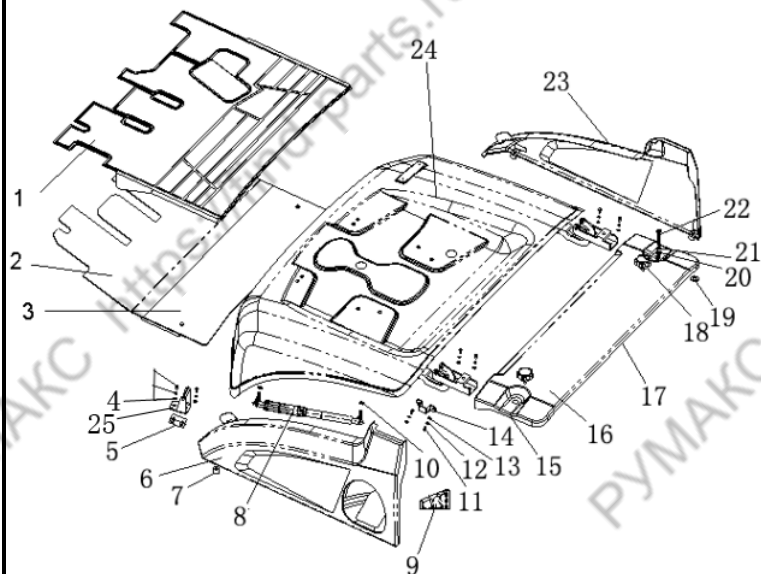


图6 机罩及底板总成(I)
Fig.6 Hood and floor board assy(I)

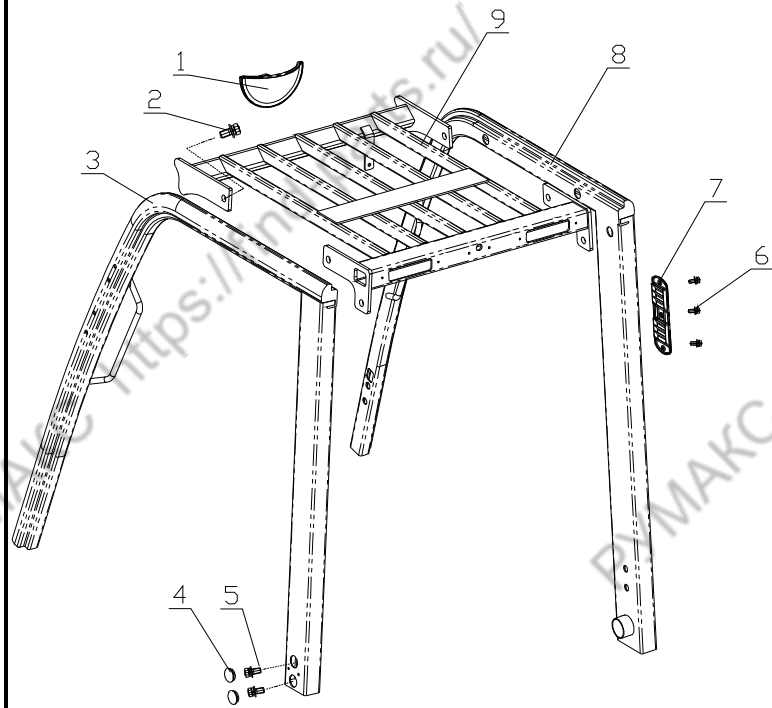
全部车型
All models of truck

序号 Item	代号 Part No.	名称 Description	数量 Qty	备注或适用车型 Remarks or Serial No.
10	300020080005	螺母 M8 Nut M8	2	
11	300010040145	螺栓 M6×12 Bolt M6×12	4	
12	300030010014	垫圈 6 Washer 6	4	
13	300030040013	垫圈6 Washer 6	4	
14	204300141300	支架 Bracket	2	
15	310090010120	密封条 Seal Strip	1	
16	204300010032	水箱盖板 Cover plate	1	
16	204300010038	水箱盖板 Cover plate	1	LPG
16	204300010034	水箱盖板 Cover plate	1	高位排气 High exhaust 非 LPG 叉车 No LPG fork
16	204300010087	水箱盖板 Cover plate	1	高位排气(LPG 叉车) High exhaust (LPG fork)
17	310090010118	密封条 Seal Strip	1	
17	310090010121	密封条 Seal Strip	1	LPG
18	204304050006	拧紧螺栓 Bolt	2	
19	300060060004	挡圈 6 Check ring 6	2	For CE
20	300030190008	垫圈8 Washer	2	For CE

图 8 护顶架
Fig.8 Overhead guard

1.0t-3.5t
全部车型 All models of truck

序号 Item	代号 Part No.	名称 Description	数量 Qty	备注或适用车型 Remarks Or Serial No.
1	208100040005	球形后视镜 Rear mirror, Spherical	1	
2	310010080022	螺栓组件 Bolt assy	8	
3	208101002310	左支撑腿总成 Left pillar assy	1	
4	208100050004	橡胶塞 Rubber plug	4	
5	310010080024	螺栓组件 Bolt assy	8	
6	300040070008	螺钉 M5×12 Screw M5×12	3	
7	208100030001	盖板 Cover plate	1	
8	208101002266	右支撑腿总成 Right pillar assy	1	
9	208102000319	顶架 Oberhead guard	1	



РУМАКУ <https://find-parts.ru/>

РУМАКУ <https://find-parts.ru/>

РУМАКУ <https://find-parts.ru/>

РУМАКУ <https://find-parts.ru/>

РУМАКУ <https://find-parts.ru/>

РУМАКУ <https://find-parts.ru/>

<https://find-parts.ru/>

<https://find-parts.ru/>

<https://find-parts.ru/>

第五部分 操纵系统目录

Part V Control system contents

- | | | | | |
|------------------------|------------------------|-------------------------|------------------------|------------------------|
| Ⓐ CPCD30/35-XRG71 | Ⓐ³ CPC30/35/38-XRG71 | Ⓑ CPCD30/35/38-XRG72 | Ⓑ² CPCD30/35/38-XRG72F | Ⓑ³ CPC30/35/38-XRG72 |
| Ⓑ⁴ CPCD30/35/38-XRG72J | Ⓑ⁵ CPC30/35/38-XRG72J | Ⓒ CPCD30-XRW10 | Ⓒ¹ CPCD30-XRW10B | Ⓒ² CPCD30-XRW10F |
| Ⓒ³ CPC30-XRW10 | Ⓓ¹ CPCD30/35/38-XRW33B | Ⓓ² CPCD30/35/38-XRW33F | Ⓔ CPCD30/35-XRW43 | Ⓕ CPCD30/35/38-XRW73 |
| Ⓒ¹ CPCD30/35/38-XRW55B | Ⓒ² CPCD30/35/38-XRW55F | Ⓒ³ CPC30/35/38-XRW55 | Ⓖ CPCD30/35-XRW56 | Ⓖ¹ CPCD30/35/38-XRW56B |
| Ⓖ² CPCD30/35/38-XRW56F | Ⓘ¹ CPQD30/35-XRW22 | Ⓘ¹¹ CPQD30/35/38-XRW22B | Ⓙ¹ CPQYD30/35/38-XRW22 | Ⓙ¹ CPCD30/35/38-XRG2 |
| Ⓖ² CPCD30/35/38-XRW92F | | | | |

序号 Item	名称 Description	适用车型 Serial No.	页码 Page
图 1 Fig. 1	制动微动踏板总成 Brake and inching pedal assy	Ⓐ Ⓑ Ⓑ⁴ Ⓒ Ⓔ Ⓕ Ⓖ Ⓖ¹ Ⓙ¹ Ⓙ¹	5-1
图 2 Fig. 2	制动微动踏板总成 Brake and inching pedal assy	Ⓒ¹ Ⓓ¹ Ⓘ¹¹ Ⓒ¹ Ⓖ¹	5-5
图 3 Fig. 3	制动离合踏板总成 Brake clutch pedal assy	Ⓐ³ Ⓑ³ Ⓑ⁵ Ⓒ³ Ⓒ³	5-9
图 4 Fig. 4	制动总泵总成 Brake pump assy	全部车型 All models of truck	5-13
图 5 Fig. 5	油门操纵总成(电子) Throttle control assy (Electron)	Ⓐ Ⓐ³ Ⓑ Ⓑ² Ⓑ³ Ⓑ⁴ Ⓑ⁵ Ⓔ Ⓖ²	5-14
图 6 Fig. 6	油门操纵总成 Throttle control assy	Ⓒ Ⓒ¹ Ⓒ² Ⓒ³ Ⓓ¹ Ⓓ² Ⓖ Ⓖ¹ Ⓖ² Ⓙ¹	5-15
图 7 Fig. 7	油门操纵总成 Throttle control assy	Ⓘ¹ Ⓘ¹¹ Ⓙ¹	5-18
图 8 Fig. 8	油门操纵总成 Throttle control assy	Ⓒ¹ Ⓒ² Ⓒ³	5-20

序号 Item	名称 Description	适用车型 Serial No.	页码 Page
图 9 Fig. 9	换挡操纵总称 Change over control assy	Ⓐ3 Ⓑ3 Ⓒ3 Ⓑ5 Ⓔ3	5-22
图 10 Fig. 10	手制动操纵 Hand brake control	全部车型 All models of truck	5-23
图 11 Fig. 11	制动微动踏板总成 Brake and inching pedal assy	Ⓑ2 Ⓒ2 Ⓓ2 Ⓔ2 Ⓕ2 Ⓖ2	5-24
图 12 Fig. 12	制动总泵总成 Brake pump assy	Ⓑ2 Ⓒ2 Ⓓ2 Ⓔ2 Ⓕ2 Ⓖ2	5-27
图 13 Fig. 13	微动推杆支架 Inching Budge push-rod stents	Ⓒ1 Ⓓ1 Ⓕ1 Ⓖ1 Ⓖ1	5-28
图 14 Fig. 14	油门操纵总成 Throttle control assy	Ⓕ	5-29

图 1 制动微动踏板总成

Fig. 1 Brake and inch pedal assy

- Ⓐ CPCD30/35/38-XRG71 Ⓑ CPCD30/35/38-XRG72 Ⓔ CPCD30/35/38-XRG72J Ⓒ CPCD30-XRW10
Ⓔ CPCD30/35/38-XRW43 Ⓕ CPCD30/35/38-XRW73 Ⓕ CPCD30/35/38-XRW56 Ⓖ CPQD30/35/38-XRW22
Ⓖ CPQD30/35/38-XRW22 Ⓖ CPCD30/35/38-XRG2

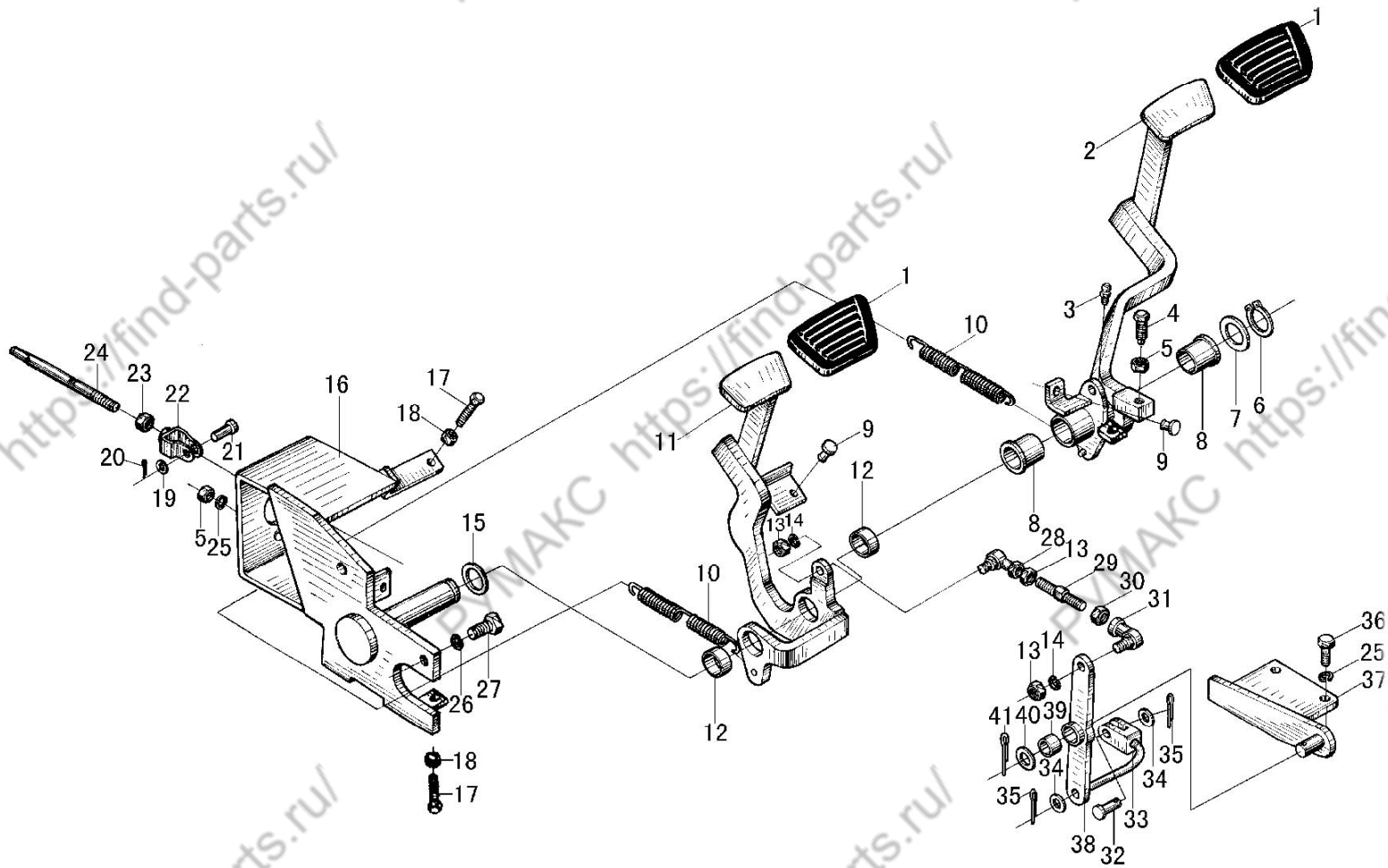
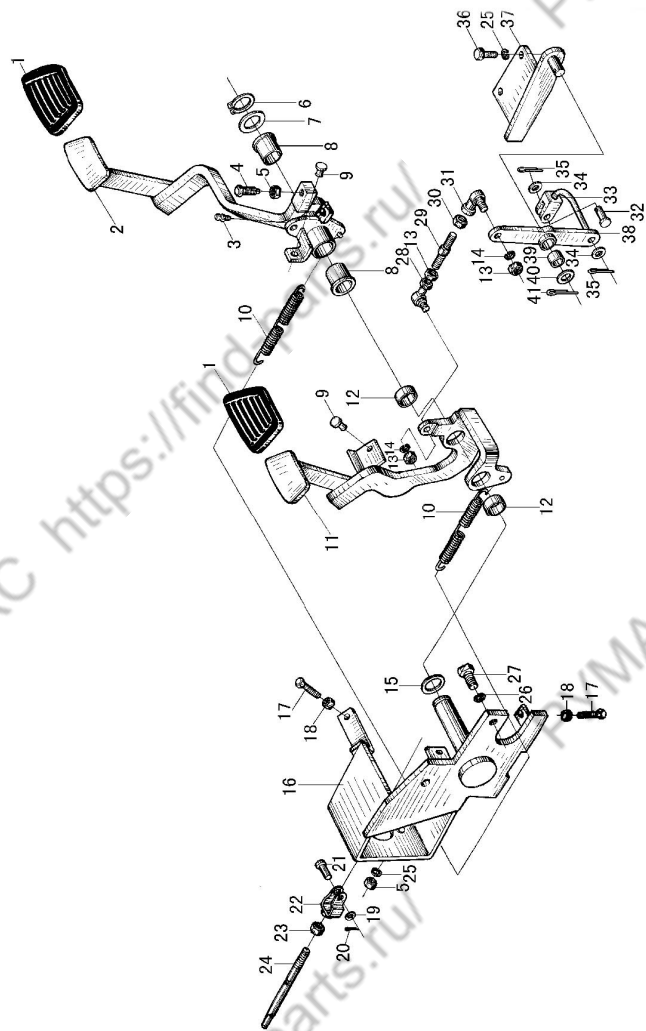


图1 制动微动踏板总成
Fig. 1 Brake and inch pedal assy

- Ⓐ CPCD30/35/38-XRG71 Ⓑ CPCD30/35/38-XRG72 Ⓔ CPCD30/35/38-XRG72J Ⓒ CPCD30-XRW10
 Ⓔ CPCD30/35/38-XRW43 Ⓕ CPCD30/35/38-XRW73 Ⓕ CPCD30/35/38-XRW56 Ⓖ CPQD30/35/38-XRW22
 Ⓖ CPQD30/35/38-XRW22 Ⓖ CPCD30/35/38-XRG2

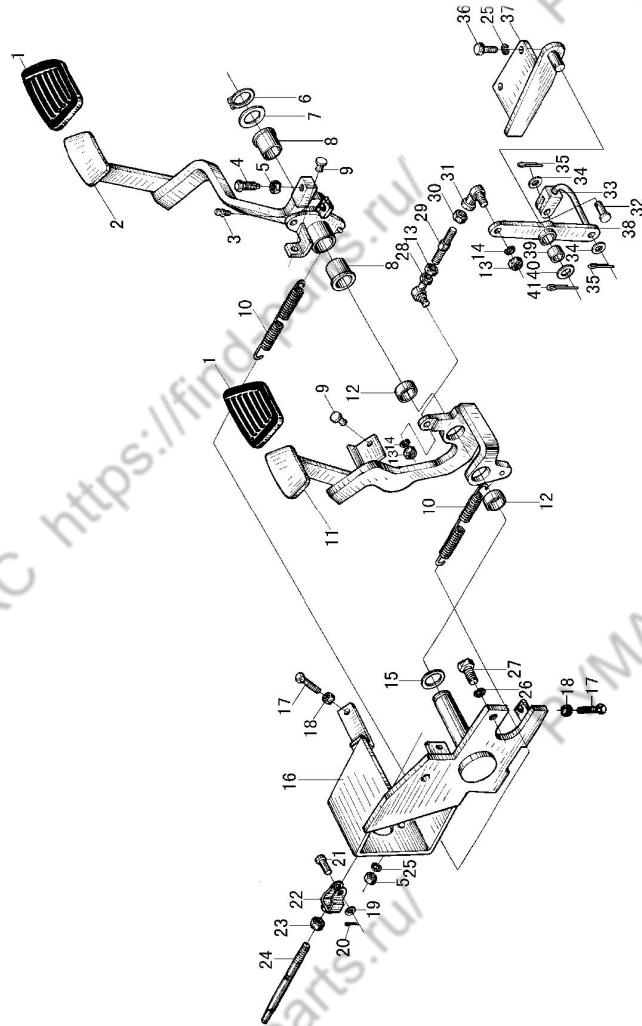


序号 Item	物料码 Part No.	名称 Description	数量 Qty	备注或适用车型 Remarks or Serial No.
A	20510000082	制动微动踏板总成 inch pedal assy	1	包含/INC: 1-42
1	205100180001	踏板垫 Pedal pad	2	
2	205100170043	制动踏板 Brake pedal	1	
3	300170040003	油杯M6 Oil grease M6	1	
4	310010010032	螺栓 Bolt	1	
5	300020010006	螺母 M10 Nut M10	3	
6	300060030013	挡圈 28 Snap ring 28	1	
7	205100090013	垫片 Shim	1	
8	205100320007	套 Bushing	2	
9	205100270001	止推圈 Thrust ring	2	
10	205100050013	弹簧 Spring	2	
11	205100170033	微动踏板 Inching pedal	1	
12	205100320009	套 Bushing	2	
13	300020300006	螺母M8 Nut M8	3	
14	300030010015	垫圈8 Washer 8	2	

图 1 制动微动踏板总成

Fig. 1 Brake and inch pedal assy

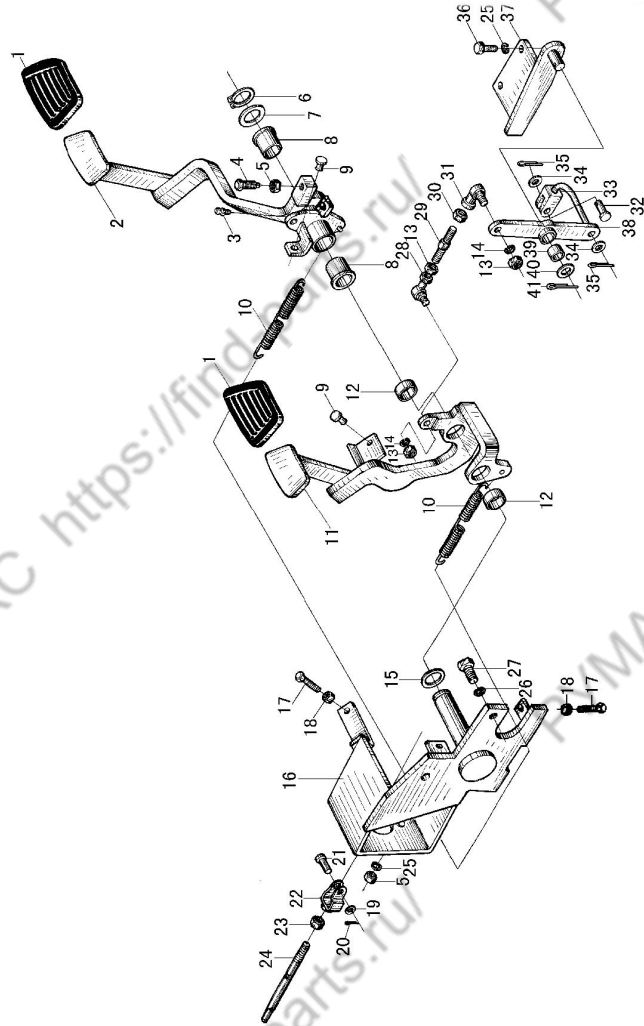
- (A) CPCD30/35/38-XRG71 (B) CPCD30/35/38-XRG72 (C) CPCD30/35/38-XRG72J (D) CPCD30/35/38-XRW10
 (E) CPCD30/35/38-XRW43 (F) CPCD30/35/38-XRW73 (G) CPCD30/35/38-XRW56 (H) CPCD30/35/38-XRW22
 (I) CPQD30/35/38-XRW22 (J) CPCD30/35/38-XRG2



序号 Item	物料码 Part No.	名称 Description	数量 Qty	备注或适用车型 Remarks or Serial No.
15	205100090012	垫片 Pad	1	
16	205100080004	底座 Seat	1	
17	300010040178	螺栓M8×30 Bolt M8×30	2	
18	300020010016	螺母M8 Nut M8	2	
A2	205100230006	推杆总成 Thrust rod assy	1	包含 INC:19-24
19	300030100010	垫圈 8 Washer 8	1	
20	205100160010	锁销 1.6B The locking pin 1.6B	1	
21	300050040038	销轴 B8×24 Pin shaft B8×24	1	
22	205100210011	推耳 Push bracket	1	
23	300020010006	螺母M10 Nut M10		
24	205100220012	推杆 Thrust rod	1	
25	300030010001	垫圈 10 Washer 10	4	
26	300030010002	垫圈 12 Washer 12	2	
27	300010060024	螺栓 M12×1.25×25 Bolt M12×1.25×25	2	
28	300140180003	球头杆端关节轴承 Bearing	1	

图1 制动微动踏板总成
Fig. 1 Brake and inch pedal assy

- Ⓐ CPCD30/35/38-XRG71 Ⓑ CPCD30/35/38-XRG72 Ⓔ CPCD30/35/38-XRG72J Ⓒ CPCD30-XRW10
 Ⓔ CPCD30/35/38-XRW43 Ⓕ CPCD30/35/38-XRW73 Ⓕ CPCD30/35/38-XRW56 Ⓖ CPQD30/35/38-XRW22
 Ⓖ CPQD30/35/38-XRW22 Ⓖ CPCD30/35/38-XRG2



序号 Item	物料码 Part No.	名称 Description	数量 Qty	备注或适用车型 Remarks or Serial No.
29	205100140015	调节杆 Adjusting rod	1	1.0t-3.5t XR
30	300020300007	螺母 M8-左旋 Nut M8-Left	1	
31	300140180001	轴承SQL8C-RS Bearing	1	
32	300050040041	销轴B8×32 Pin shaft B8×32	1	
33	205100120005	连杆 Rod	1	
34	300030040014	垫圈8 Washer 8	2	
35	205100160010	锁销 1.6B The locking pin 1.6B	2	
36	300010040009	螺栓 M10×25 Bolt M10×25	2	
37	205100080007	底座 Seat	1	
38	205100120007	摇臂 Rocker arm	1	
39	205100320010	套 Bushing	1	
40	300030040005	垫圈 16 Washer 16	1	
41	300050010049	销 4×45 Pin 4×45	1	
42	205100310015	制动总泵总成 Brake pump assy	1	见图4 序号 1 See Fig.4 Item 1

图 2 制动微动踏板总成
 Fig. 2 Brake and inch pedal assy

- ① CPCD30-XRW10B ⑩ CPCD30/35/38-XRW33B ⑪ CPQD30/35/38-XRW22B ⑬ CPCD30/35/38-XRW55B
 ② CPCD30/35/38-XRW56B

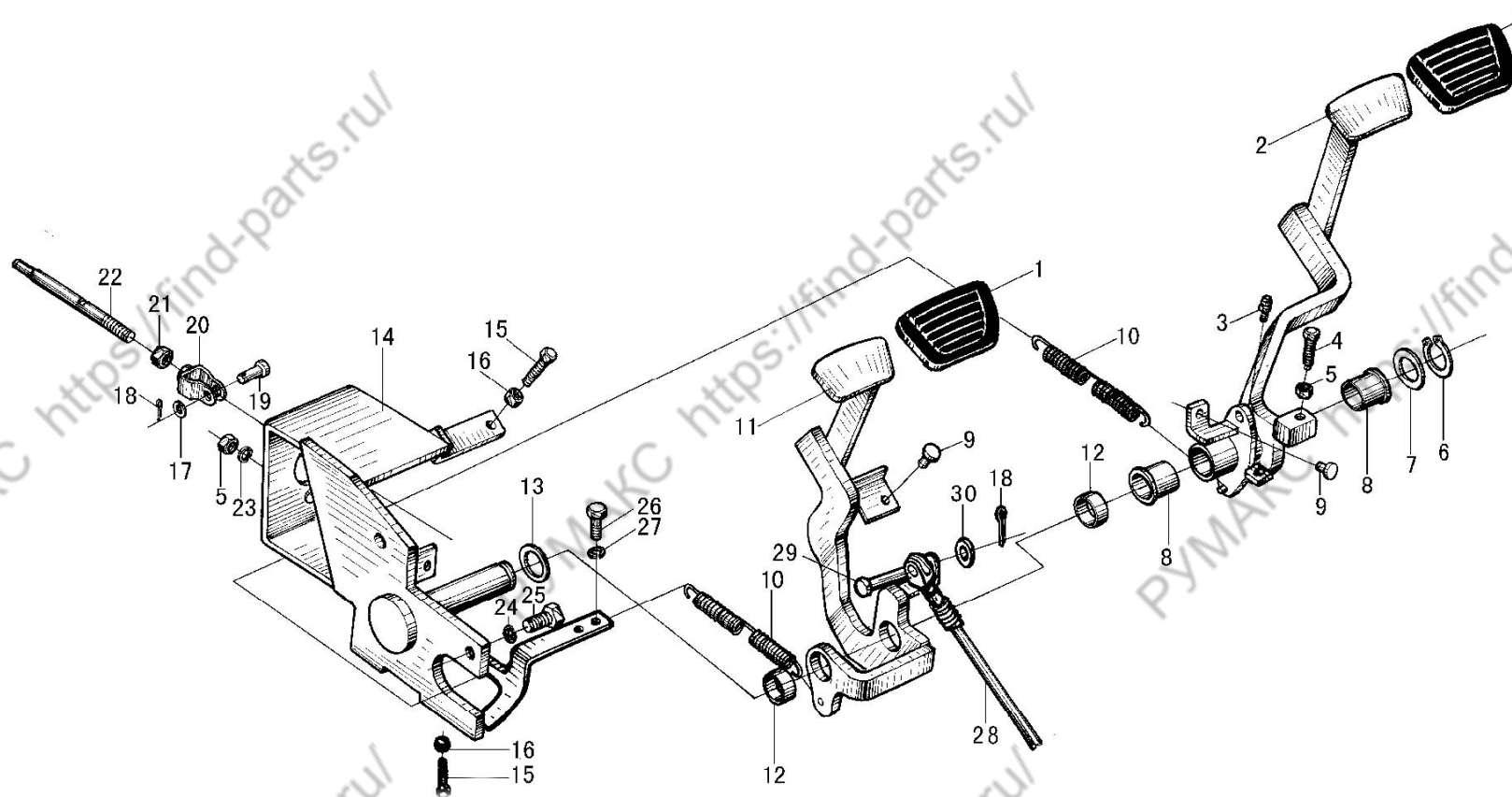
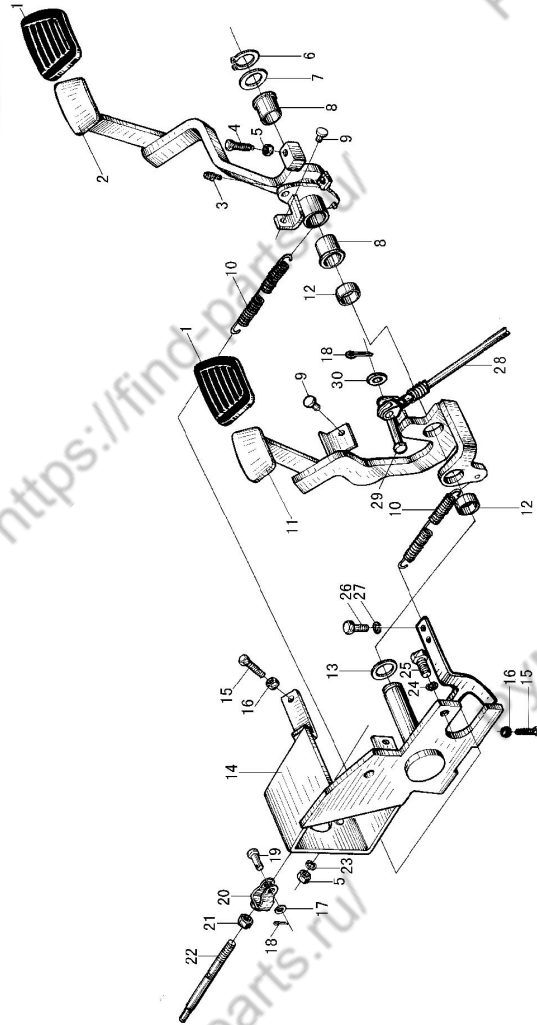


图2 制动微动踏板总成
Fig. 2 Brake and inch pedal assy

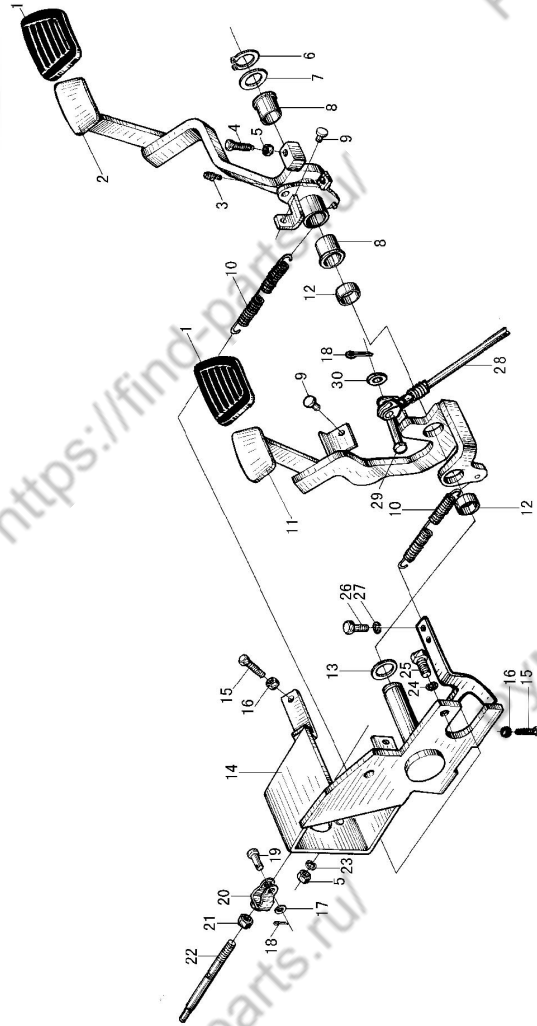
Ⓒ1 CPCD30-XRW10B Ⓓ1 CPCD30/35/38-XRW33B Ⓔ1 CPQD30/35/38-XRW22B Ⓔ3 CPCD30/35/38-XRW55B
Ⓔ4 CPCD30/35/38-XRW56B



序号 Item	物料码 Part No.	名称 Description	数量 Qty	备注或适用车型 Remarks or Serial No.
A	20510000081	制动微动踏板总成 inch pedal assy	1	包含/INC: 1-32
1	205100180001	踏板垫 Pedal pad	2	
2	205100170041	制动踏板 Brake pedal	1	
3	300170040003	油杯M6 Oil grease	1	
4	310010010032	螺栓 Bolt	1	
5	300020010006	螺母 M10 Nut M10	3	
6	300060030013	挡圈 28 Snap ring	1	
7	205100090013	垫片 Shim	1	
8	205100320007	套 Bushing	2	
9	205100270001	止推圈 Thrust ring	2	
10	205100050013	弹簧 Spring	2	
11	205100170032	微动踏板 Inching pedal	1	
12	205100320009	套 Bushing	2	
13	205100090012	垫片 Shim	1	
14	205100080006	底座 Seat	1	

图2 制动微动踏板总成
Fig. 2 Brake and inch pedal assy

Ⓒ1 CPCD30-XRW10B Ⓓ1 CPCD30/35/38-XRW33B Ⓔ1 CPQD30/35/38-XRW22B Ⓔ3 CPCD30/35/38-XRW55B
Ⓔ4 CPCD30/35/38-XRW56B



序号 Item	物料码 Part No.	名称 Description	数量 Qty	备注或适用车型 Remarks or Serial No.
15	300010040178	螺栓M8×30 Bolt M8×30	2	
16	300020010016	螺母M8 Nut M8	2	
A2	205100230006	推杆总成 Thrust rod assy	1	包含 INC:17-22
17	300030100010	垫圈 8 Washer 8	1	
18	205100160010	锁销 1.6B The locking pin 1.6B	2	
19	300050040015	销轴 B8×24 Pin shaft B8×24	1	
20	205100210011	推耳 Push bracket	1	
21	300020010006	螺母M10 Nut 10	1	
22	205100220012	推杆 Thrust rod	1	
23	300030010001	垫圈 10 Washer	2	
24	300030010002	垫圈 12 Washer	2	
25	300010060024	螺栓 M12×1.25×25 Bolt M12×1.25×25	2	
26	300010040145	螺栓 M6×12 Bolt M6×12	2	
27	300030010014	垫圈 6 Washer 6	2	
28	205100100009	微动软轴 Inching shaft	1	

图3 制动离合踏板总成
Fig. 3 Brake clutch pedal assy

- Ⓐ CPC30/35/38-XRG71 Ⓑ CPC30/35/38-XRG72 Ⓒ CPC30/35/38-XRG72J Ⓓ CPC30-XRW10
Ⓔ CPC30/35/38-XRW55

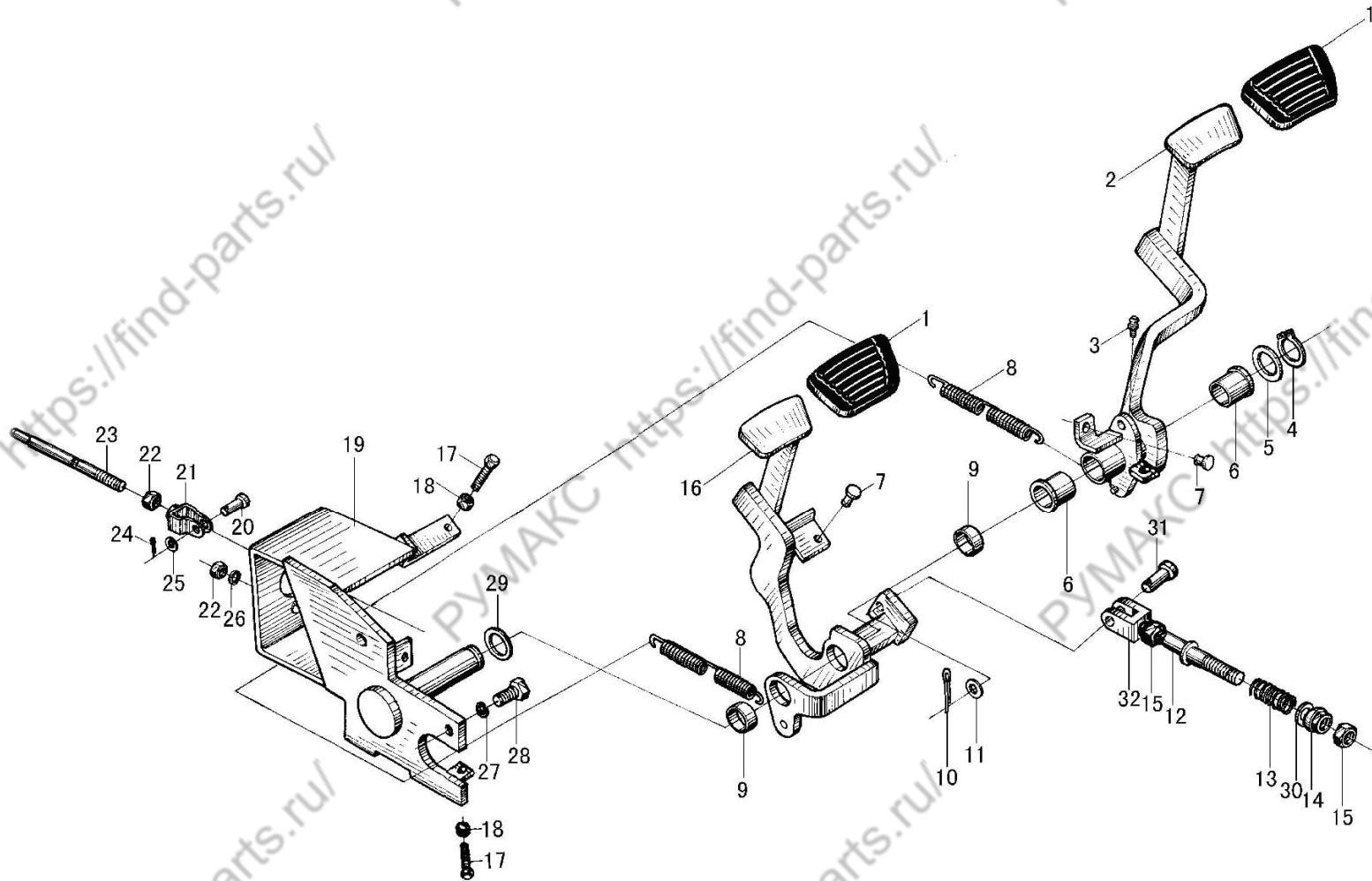
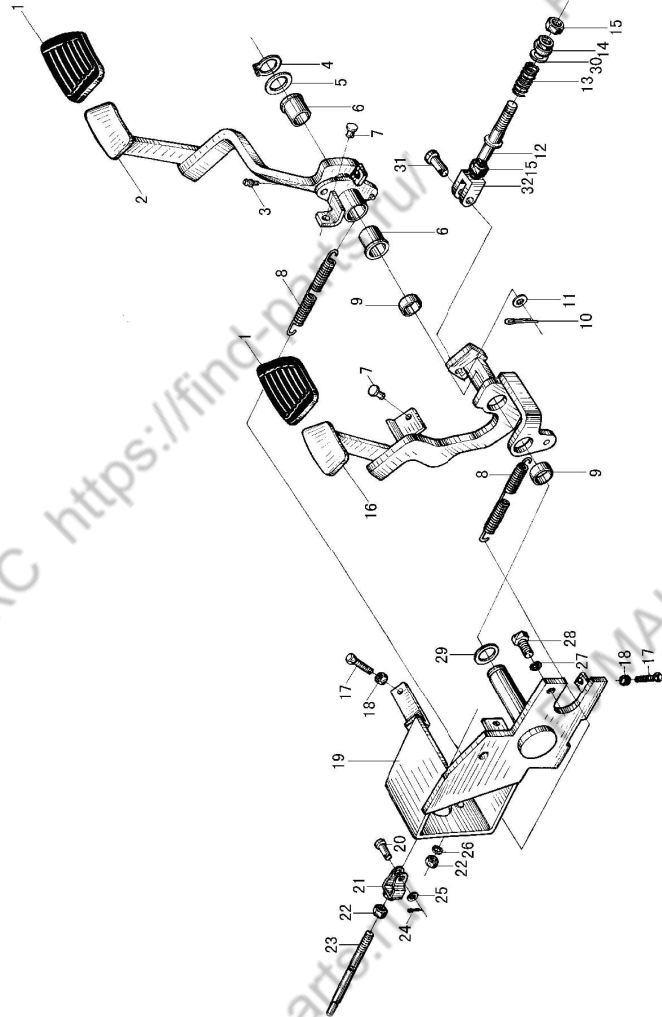


图3 制动离合踏板总成
Fig. 3 Brake clutch pedal assy

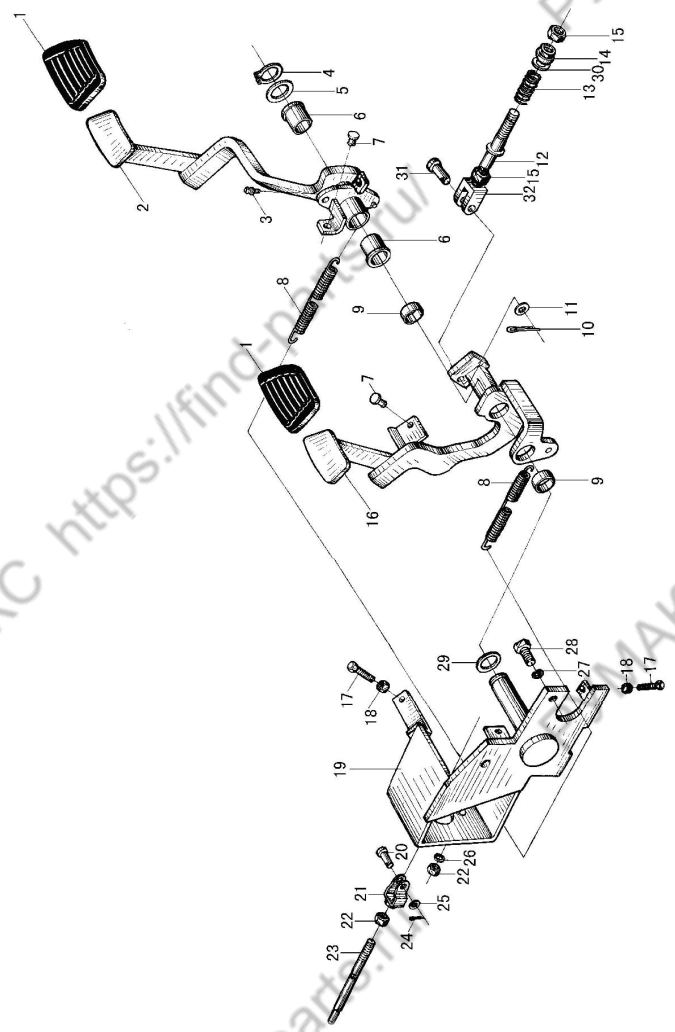
Ⓐ CPC30/35/38-XRG71 Ⓑ CPC30/35/38-XRG72 Ⓒ CPC30/35/38-XRG72J Ⓓ CPC30-XRW10
Ⓔ CPC30/35/38-XRW55



序号 Item	物料码 Part No.	名称 Description	数量 Qty	备注或适用车型 Remarks or Serial No.
A1	205100000065	制动离合踏板总成 Brake clutch pedal	1	
1	205100180001	踏板垫 Pedal pad	2	
2	205100170042	制动踏板 Brake pedal	1	
3	300170040003	油杯 M6 Oil grease M6	1	
4	300060030013	垫圈 28 Snap ring 28	1	
5	205100090013	垫片 Shim	1	
6	205100320007	套 Bush	2	
7	205100270001	止推圈 Thrust ring	2	
8	205100050013	弹簧 Spring	2	
9	205100320009	套 Bush	2	
10	205100160013	锁销 1.8B The locking pin 1.8B	1	
11	300030040002	垫圈10 Washer 10	1	
12	205100130013	拉杆 Pull rod	1	
13	205100050019	压缩弹簧 Spring	1	
14	310020050009	球形螺母 Nut	1	

图3 制动离合踏板总成
Fig. 3 Brake clutch pedal assy

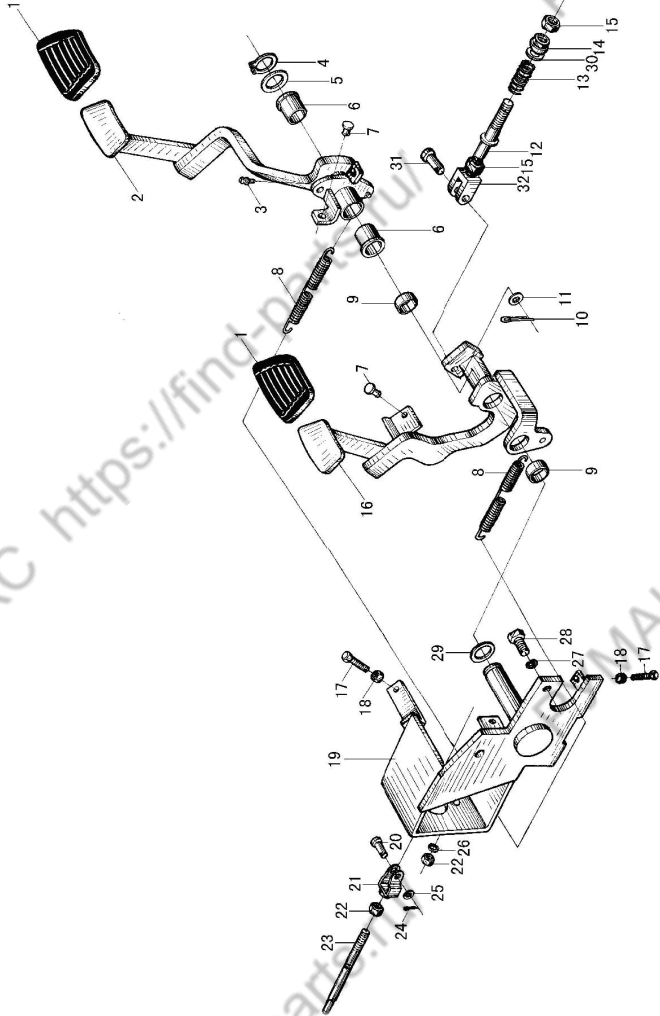
Ⓐ CPC30/35/38-XRG71 Ⓑ CPC30/35/38-XRG72 Ⓒ CPC30/35/38-XRG72J Ⓓ CPC30-XRW10
Ⓔ CPC30/35/38-XRW55



序号 Item	代号 Part No.	名称 Description	数量 Qty	备注或适用车型 Remarks or Serial No.
15	300020020002	螺母 M10×1 Nut M10×1	1	
16	205100170022	离合踏板 Clutch pedal	1	
17	300010040178	螺栓 M8×30 Bolt M8×30	2	
18	300020010016	螺母 M8 Nut M8	2	
19	205100080004	底座 Seat	1	
A2	205100230006	推杆总成 Thrust rod assy	1	包含 INC:20-25
20	300050040038	销轴 B8×24 Pin shaft B8×24	1	
21	205100210011	推耳 Push bracket	1	
22	300020010006	螺母 M10 Nut M10	3	
23	205100220012	推杆 Thrust rod	1	
24	205100160010	锁销 1.6B The locking pin 1.6B	1	
25	300030100010	垫圈 8 Washer 8	1	
26	300030010001	垫圈 10 Washer 10	2	
27	300030010002	垫圈 12 Washer 12	2	
28	300010060024	螺栓 M12×1.25×25 Bolt M12×1.25×25	2	

图3 制动离合踏板总成
Fig.3 Brake clutch pedal assy

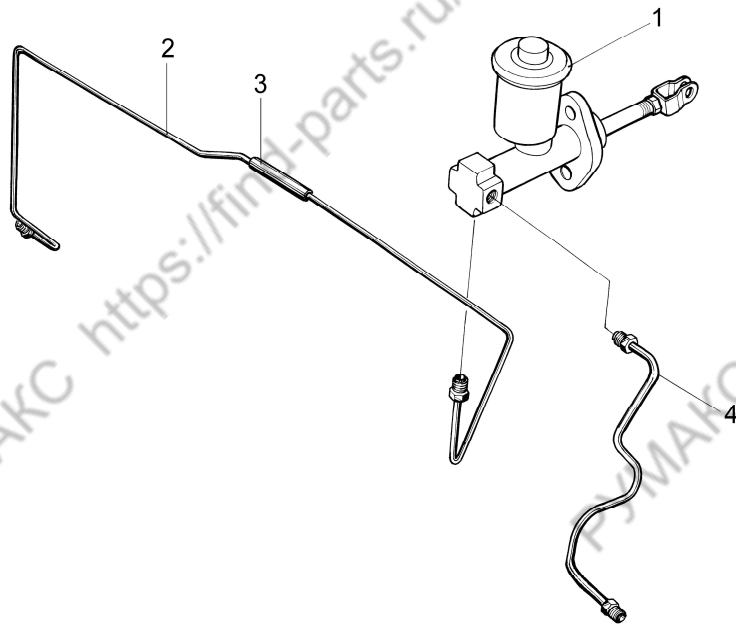
Ⓐ3 CPC30/35/38-XRG71 Ⓑ3 CPC30/35/38-XRG72 Ⓒ5 CPC30/35/38-XRG72J Ⓒ3 CPC30-XRW10
Ⓒ3 CPC30/35/38-XRW55



序号 Item	物料码 Part No.	名称 Description	数量 Qty	备注或适用车型 Remarks Or Serial No.
29	205100090012	垫片 Shim	1	
30	300030020009	垫圈10 Washer 10	1	
31	300050040019	销轴 B10×32 Pin shaft B10×32	1	
32	205100030002	叉头 Fork	1	
33		制动总泵总成 Brake pump assy	1	见图4 序号1 See Fig.4 Item 1

图 4 制动总泵总成
Fig.4 Brake pump assy

全部车型
All models of truck



序号 Item	物料码 Part No.	名称 Description	数量 Qty	备注或适用车型 Remarks Or Serial No.
1	205100310015	制动总泵总成 Brake pump assy	1	
A1	206300230318	右制动油管总成 Right brake pipe assy	1	包含/INC:2-3
2	206300230317	右制动油管 Right brake pipe	1	
3	206300060004	管套 Bushing	3	
4	206300230323	左制动油管 Left brake pipe	1	

图5 油门操纵总成(电子)

Fig.5 Throttle control assy (Electron)

- Ⓐ CPCD30/35/38-XRG71 Ⓐ3 CPC30/35/38-XRG71 Ⓑ CPCD30/35/38-XRG72 Ⓑ2 CPCD30/35/38-XRG72F
 Ⓑ3 CPC30/35/38-XRG72 Ⓑ4 CPCD30/35/38-XRG72J Ⓑ5 CPC30/35/38-XRG72J Ⓔ CPCD30/35/38-XRW43

序号 Item	物料码 Part No.	名称 Description	数量 Qty	备注或适用车型 Remarks Or Serial No.
1	207900310005	电子油门踏板 Acceleration pedal,Electron	1	
2	300010040169	螺栓M8×16 Bolt M8×16	3	
3	300030010015	垫圈 8 Washer 8	3	

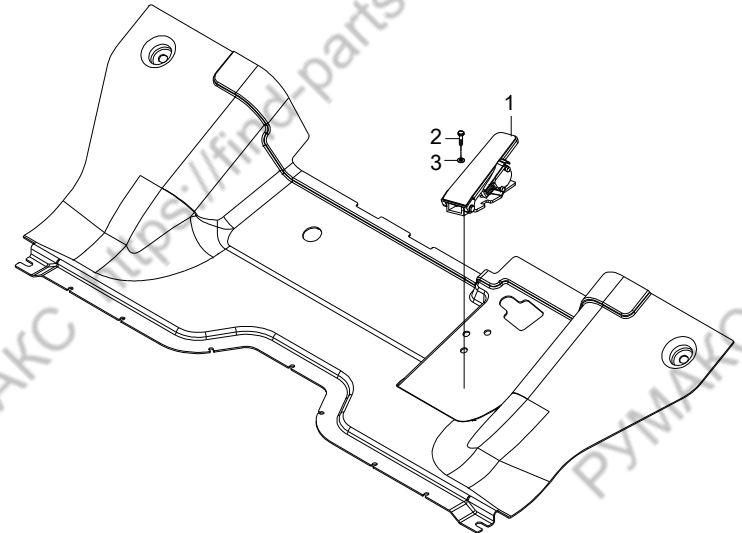


图6 油门操纵总成
Fig.6 Throttle control assy

© CPCD30-XRW10 Ⓒ CPCD30-XRW10B Ⓓ CPCD30-XRW10F Ⓔ CPC30-XRW10
 Ⓜ CPCD30/35/38-XRW33B Ⓝ CPCD30/35/38-XRW33F Ⓚ CPCD30/35/38-XRW56 Ⓛ CPCD30/35/38-XRW56B
 Ⓜ CPCD30/35/38-XRW56F Ⓚ CPCD30/35/38-XRG2

序号 Item	物料码 Part NO.	名称 Description	数量 Qty	备注或适用车型 Remarks Or Serial NO.
1	205200080017	油门踏板 Throttle pedal	1	
2	300060060004	挡圈 6 Snap ring 6	1	
3	205200180014	支架 Support	1	
4	300010040148	螺栓 M6×16 Bolt M6×16	2	
5	300030010014	垫圈 6 Washer 6	4/6	Ⓒ 6 个
6	205200200021	销轴 Shaft	1	
7	300010040169	螺栓 M8×16 Bolt M8×16	2	
8	300030010015	垫圈 8 Washer 8	4	
9	300050040027	销轴 B6×16 Pin shaft B6×16	1	
10	300050010015	销 2×12 Pin 2×12	1	
11	205200050009	连杆 Rod	1	
12	202200090002	限位螺栓 Thrust bolt	1	
13	300020010016	螺母 M8 Nut M8	1	
14	300020010005	螺母 M6 Nut M6	3/4	Ⓒ 4 个
15	205200070001	锁销 6 Pin 6	1	

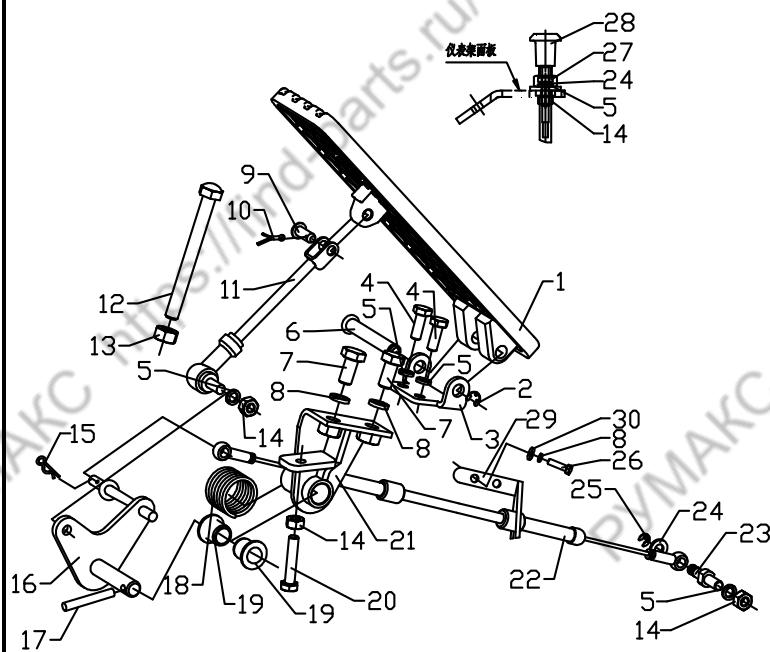


图6 油门操纵总成
Fig.6 Throttle control assy

© CPCD30-XRW10 ① CPCD30-XRW10B ② CPCD30-XRW10F ③ CPC30-XRW10
 ① CPCD30/35/38-XRW33B ② CPCD30/35/38-XRW33F ③ CPCD30/35/38-XRW56 ④ CPCD30/35/38-XRW56B
 ⑤ CPCD30/35/38-XRW56F ⑥ CPCD30/35/38-XRG2

序号 Item	物料码 Part NO.	名称 Description	数量 Qty	备注或适用车型 Remarks Or Serial NO.
16	205200120010	摇臂 Rod arm	1	
17	300050090025	销 5×40 Pin 5×40	1	
18	205200060002	扭簧 Spring	1	
19	205200010002	衬套 Bushing	2	
20	300010040155	螺栓 M6×30 Bolt M6×30	1	
21	205200020126	支架 Support	1	
22	205200140101	油门拉线 Throttle line	1	© ① ② ③ ④ ⑤ ⑥
22	205200140034	油门拉线 Throttle line	1	⑦ ⑧ ⑨
22	205200140036	油门拉线 Throttle line	1	⑩ <2018.05.14
22	205200140103	油门拉线 Throttle line	1	⑪ ≥2018.05.14
23	205200040009	拉线挂销 Pin	1	© ① ③ ②
23	205200040012	拉线挂销 Pin	1	④ ⑤ ⑦ ⑧ ⑨ ⑩
24	300030040013	垫圈 6 Washer 6	1/3	⑪ 3个
25	300060060007	挡圈 4 Snap ring 4	1	
26	300010040173	螺栓 M8×20 Bolt M8×20	2	⑦ ⑧ ⑨

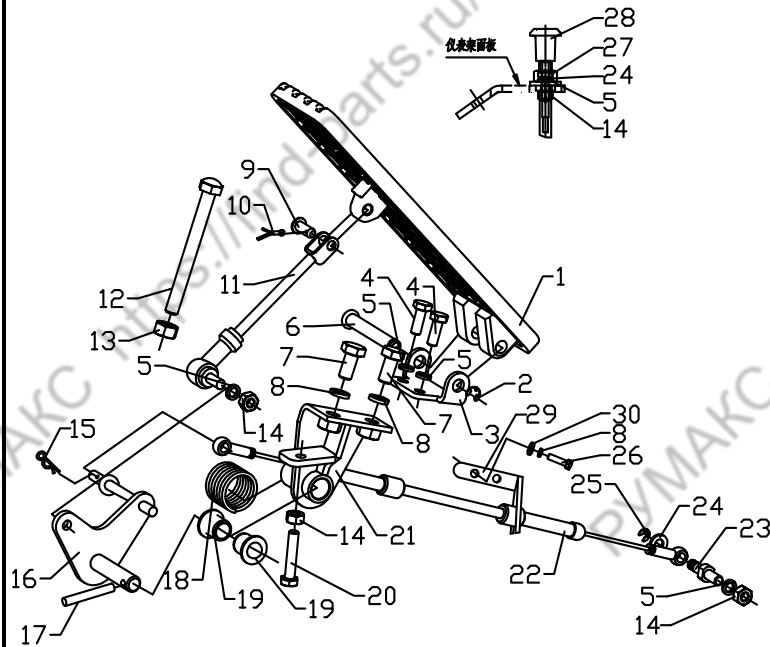


图6 油门操纵总成
 Fig.6 Throttle control assy

© CPCD30-XRW10 ©1 CPCD30-XRW10B ©2 CPCD30-XRW10F ©3 CPC30-XRW10
 ©11 CPCD30/35/38-XRW33B ©21 CPCD30/35/38-XRW33F ©H1 CPCD30/35/38-XRW56 ©H11 CPCD30/35/38-XRW56B
 ©H2 CPCD30/35/38-XRW56F ©Q1 CPCD30/35/38-XRG2

序号 Item	物料码 Part No.	名称 Description	数量 Qty	备注或适用车型 Remarks or Serial No.
27	300010040150	螺栓M6×18 Bolt M6×18	2	◎
28	205200140098	熄火拉线总成 flameout back guy	1	◎
29	205100020297	支架 Support	1	
30	300030040014	垫圈 8 Washer 8	2	◎H ◎H1 ◎H2

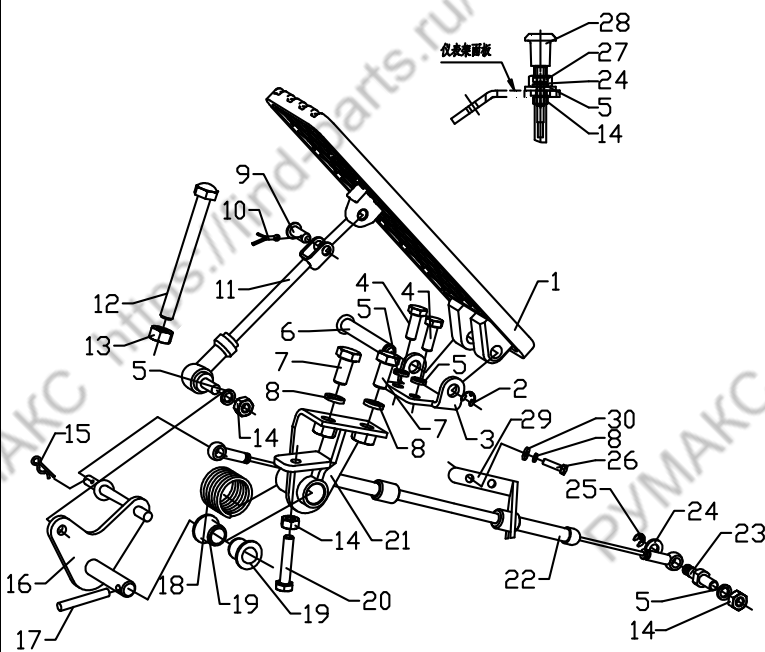


图7 油门操纵总成
Fig.7 Throttle control assy

① CPQD30/35/38-XRW22 ⑩ CPQD30/35/38-XRW22B ⑪ CPQYD30/35/38-XRW22

序号 Item	代号 Part No.	名称 Description	数量 Qty	备注或适用车型 Remarks or Serial No.
1	205200080017	油门踏板 Throttle pedal	1	
2	300060060004	挡圈 6 Snap ring 6	1	
3	205200180014	支架 Support	1	
4	300010040148	螺栓 M6×16 Bolt M6×16	2	
5	300030010014	垫圈 6 Washer 6	3	
6	205200200021	销轴 Shaft	1	
7	300010040169	螺栓 M8×16 Bolt M8×16	2	
8	300030010015	垫圈 8 Washer 8	2	
9	300050040011	销轴 6×16 Pin shaft 6×16	1	
10	300050010015	销 2×12 Pin 2×12	1	
11	205200050009	连杆 Rod	1	
12	202200090002	限位螺栓 Thrust bolt	1	
13	300020010016	螺母 M8 Nut M8	1	
14	300020010005	螺母 M6 Nut M6	3	
15	205200070001	锁销 6 Pin 6	1	

图7 油门操纵总成
Fig.7 Throttle control assy

① CPQD30/35/38-XRW22 ⑩ CPQD30/35/38-XRW22B ⑪ CPQYD30/35/38-XRW22

序号 Item	代号 Part No.	名称 Description	数量 Qty	备注或适用车型 Remarks or Serial No.
16	205200120010	摇臂 Rod arm	1	
17	300050090025	销 5×40 Pin 5×40	1	
18	205200060002	扭簧 Spring	1	
19	205200010002	衬套 Bushing	2	
20	300010040155	螺栓 M6×30 Bolt M6×30	1	
21	205200020126	支架 Support	1	
22	205200140040	油门拉线 Throttle line	1	

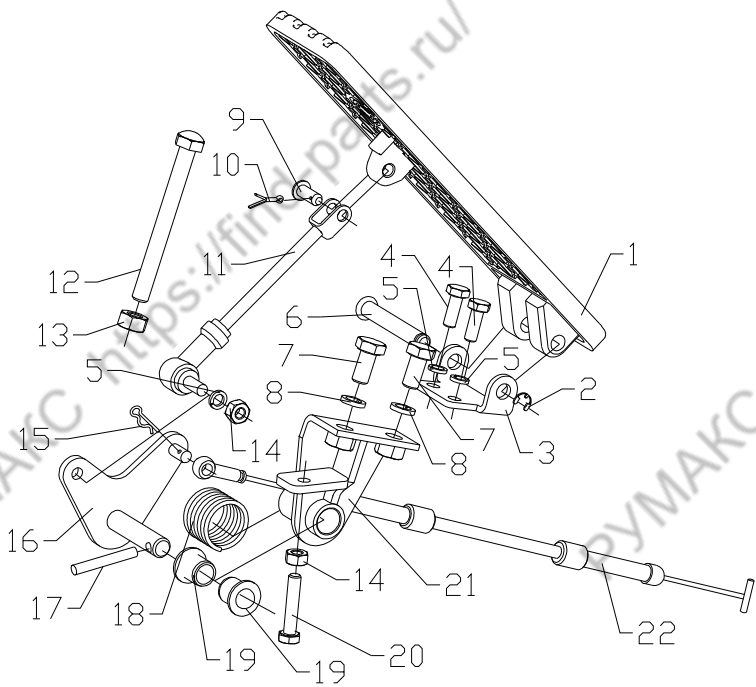


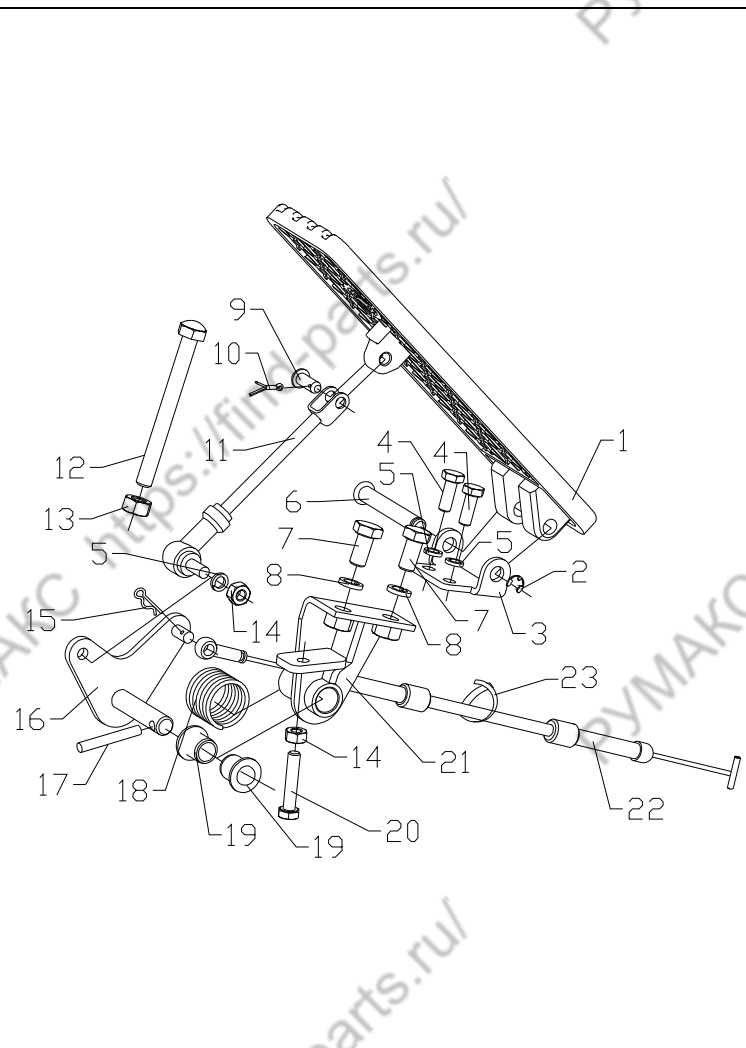
图 8 油门操纵总成

Fig.8 Throttle control assy

Ⓔ CPCD30/35/38-XRW55B

Ⓔ CPCD30/35/38-XRW55F

Ⓔ CPC30/35/38-XRW55



序号 Item	代号 Part No.	名称 Description	数量 Qty	备注或适用车型 Remarks or Serial No.
1	205200080017	油门踏板 Throttle pedal	1	
2	300060060004	挡圈 6 Snap ring 6	1	
3	205200020126	支架 Support	1	
4	300010040148	螺栓 M6×16 Bolt M6×16	2	
5	300030010014	垫圈 6 Washer 6	4	
6	205200200021	销轴 Shaft	1	
7	300010040169	螺栓 M8×16 Bolt M8×16	2	
8	300030010015	垫圈 8 Washer 8	4	
9	300050040027	销轴 B6×16 Pin shaft B6×16	1	
10	300050010015	销 2×12 Pin 2×12	1	
11	205200050009	连杆 Rod	1	
12	202200090002	限位螺栓 Thrust bolt	1	
13	300020010016	螺母 M8 Nut M8	1	
14	300020010005	螺母 M6 Nut M6	3	
15	205200070001	锁销 6 Pin 6	1	

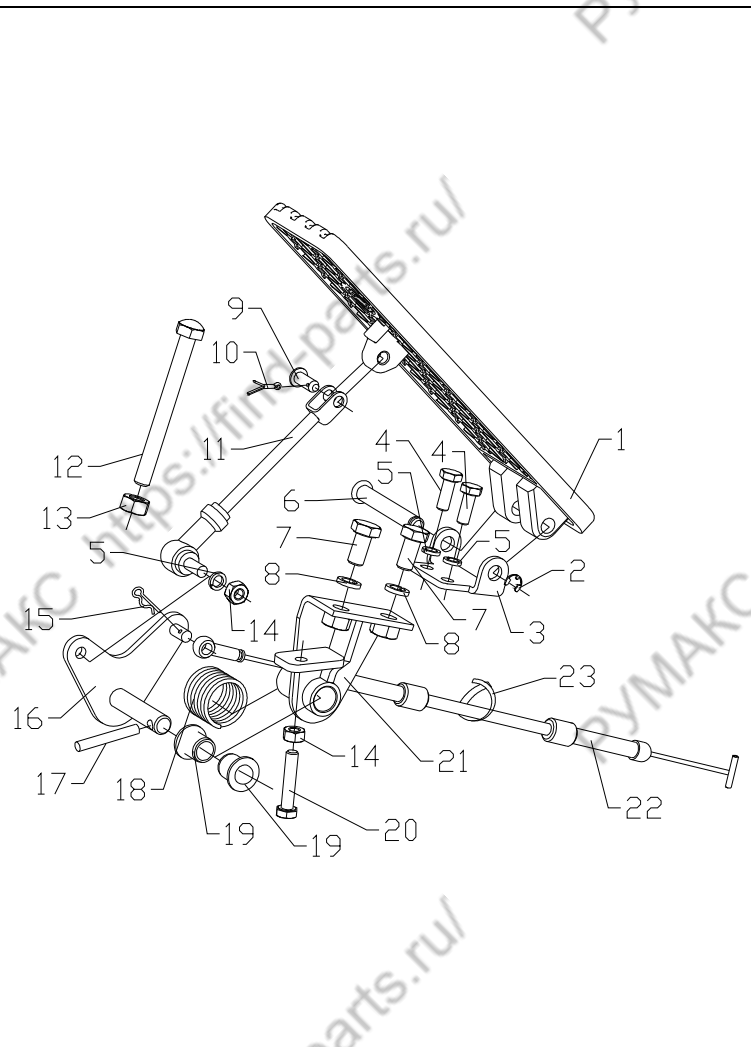
图 8 油门操纵总成

Fig.8 Throttle control assy

Ⓔ CPCD30/35/38-XRW55B

Ⓔ CPCD30/35/38-XRW55F

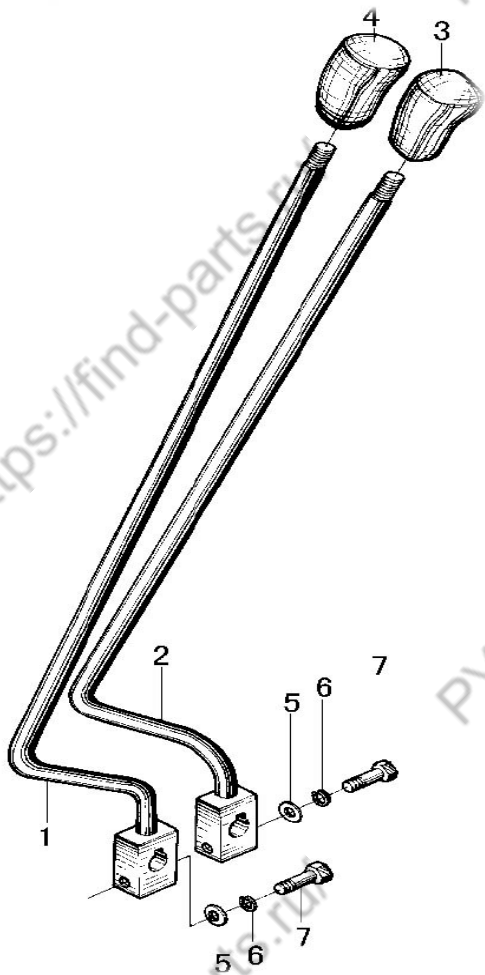
Ⓔ CPC30/35/38-XRW55



序号 Item	代号 Part No.	名称 Description	数量 Qty	备注或适用车型 Remarks or Serial No.
16	205200120010	摇臂 Rod arm	1	
17	300050090025	销 5×40 Pin 5×40	1	
18	205200060002	扭簧 Spring	1	
19	205200010002	衬套 Bushing	2	
20	300010040155	螺栓 M6×30 Bolt M6×30	1	
21	205200020020	支架 Support	1	
22	205200140160	油门拉线 Throttle line	1	

图9 换挡操纵总成
Fig. 9 Change over control assy

Ⓐ CPC30/35/38-XRG71 Ⓑ CPC30/35/38-XRG72 Ⓒ CPC30/35/38-XRG72J Ⓓ CPC30-XRW10
Ⓔ CPC30/35/38-XRW55



序号 Item	代号 Part No.	名称 Description	数量 Qty	备注或适用车型 Remarks or Serial No.
A	20540000011	换挡操纵总成 Change over control asly	1	
1	205400030040	换向手柄 Lever, direction change	1	
2	205400030034	换挡手柄 Lever, speed change	1	
3	205400030025	换挡手把 Knob, speed change	1	
4	205400030039	换向手把 Knob, direction change	1	
5	300030100010	垫圈8 Washer 8	2	
6	300030010015	垫圈8 Washer 8	2	
7	300010030182	螺栓 M8×35 Bolt M8×35	2	

图 10 手制动操纵
Fig.10 Hand brake control

全部车型
All models of truck

序号 Item	代号 Part No.	名称 Description	数量 Qty	备注或适用车型 Remarks or Serial No.
A	205500000091	手制动操纵总成 Hand brake control assy		
1	205500020007	驻车制动器 Device assy parking brake control	1	压钮 Button
2	300010040005	螺栓 M10×20 Bolt M10×20	2	
3	300030010001	垫圈 10 Washer 10	6	
4	310040010071	管夹 Clip	1	
5	300010040169	螺栓 M8×16 Bolt M8×16	1	
6	300030010015	垫圈 8 Washer 8	1	
7	310040010072	管夹 Clip	4	
8	300010040004	螺栓 M10×16 Bolt M10×16	4	

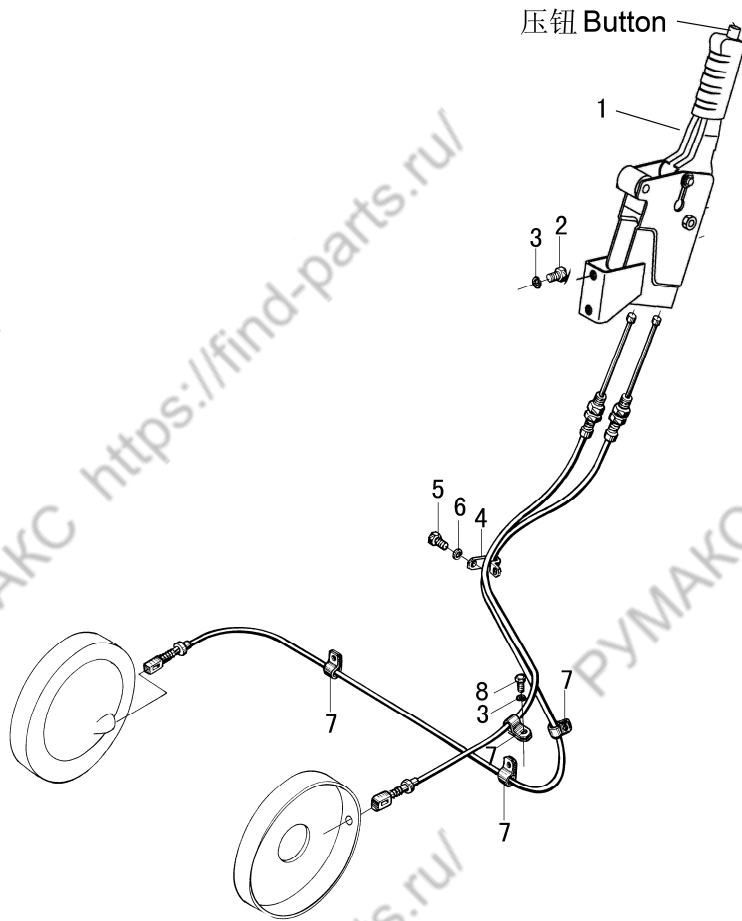


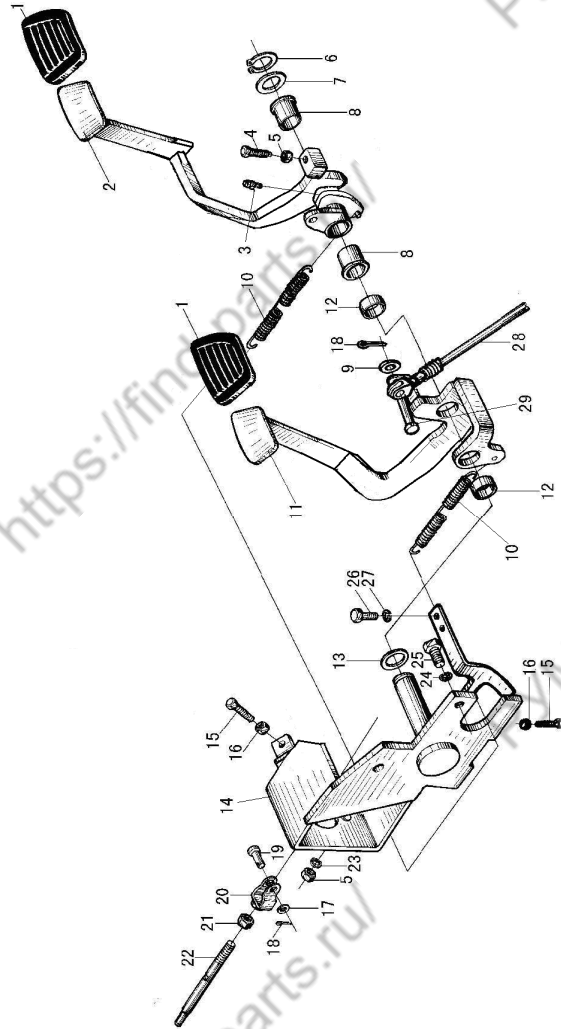
图 11 制动微动踏板总成
Fig.11 Brake and inching pedal assy

全部车型 (F 传动)
All models of truck

序号 Item	代号 Part No.	名称 Description	数量 Qty	备注或适用车型 Remarks or Serial No.
A	205100000396	制动微动踏板总成 inch pedal assy	1	包含/INC: 1-32
1	205100180001	踏板垫 Pedal pad	2	
2	205100260131	制动踏板 Brake pedal	1	
3	300170040003	油杯M6 Oil grease	1	
4	300010040011	螺栓M10×30 BoltM10×30	1	
5	300020010006	螺母 M10 Nut M10	2	
6	300060030013	挡圈 28 Snap ring	1	
7	205100090013	垫片 Shim	1	
8	205100320007	套 Bushing	2	
9	300030040014	垫圈 8 Washer 8	1	
10	205100050013	弹簧 Spring	2	
11	205100260130	微动踏板 Inching pedal	1	
12	205100320009	套 Bushing	2	
13	205100090012	垫片 Shim	1	
14	205100080042	底座 Seat	1	

图 11 制动微动踏板总成
Fig.11 Brake and inching pedal assy

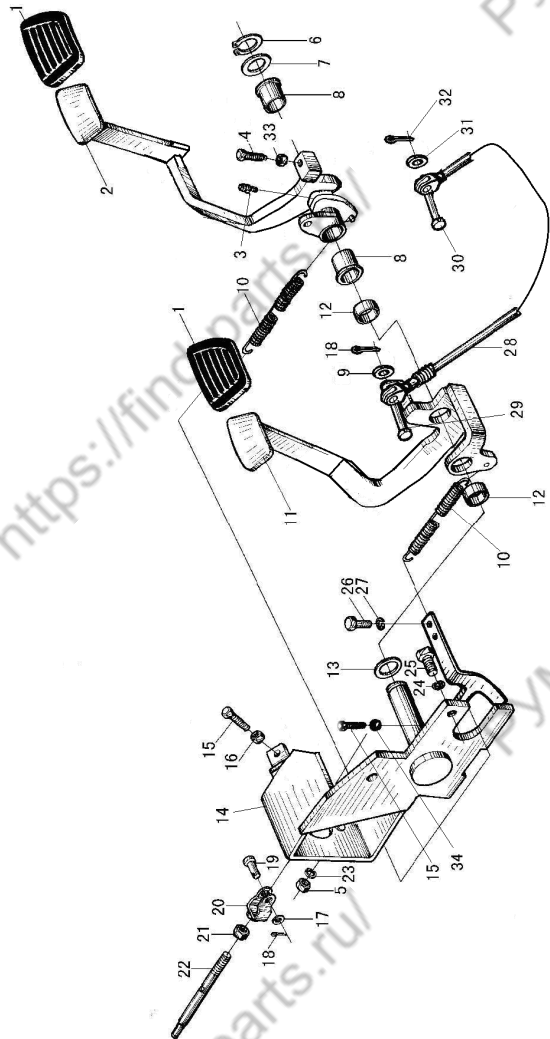
全部车型 (F 传动)
All models of truck



序号 Item	代号 Part No.	名称 Description	数量 Qty	备注或适用车型 Remarks or Serial No.
15	300010040178	螺栓M8×30 Bolt M8×30	2	
16	300020010016	螺母M8 Nut M8	1	
A2	205100230006	推杆总成 Thrust rod assy	1	
17	300030100010	垫圈 8 Washer 8	1	
18	205100160010	锁销 1.6B The locking pin 1.6B	3	
19	300050040015	销轴 B8×24 Pin shaft B8×24	1	
20	205100210011	推耳 Push bracket	1	
21	300020010006	螺母M10 Nut 10	1	
22	205100220012	推杆 Thrust rod	1	
23	300030010001	垫圈 10 Washer	2	
24	300030010002	垫圈 12 Washer	2	
25	300010060024	螺栓 M12×1.25×25 Bolt M12×1.25×25	2	
26	300010040145	螺栓 M6×12 Bolt M6×12	2	
27	300030010014	垫圈 6 Washer 6	2	
28	205100100078	微动拉线总成 Inching shaft	1	

图 11 制动微动踏板总成
Fig.11 Brake and inching pedal assy

全部车型 (F 传动)
All models of truck



序号 Item	代号 Part No.	名称 Description	数量 Qty	备注或适用车型 Remarks or Serial No.
29	300050040036	销轴 B8×18 Pin B8×18	1	
30	300050040065	销轴 B5×16 Pin B5×16	1	
31	300030040012	垫圈 5 Washer 5	1	
32	300050010015	销 2×12 Pin 2×12	1	
33	300020300002	螺母 M10 Nut M10	1	
34	300020300006	螺母 M8 Nut M8	1	
		制动总泵总成 Brake pump assy	1	见图 11 序号 1 See Fig.11 Item 1

图 13 微动推杆支架
Fig. 13 Inching Budge push-rod stents

Ⓒ1 CPCD30-XRW10B
Ⓓ1 CPCD30/35/38-XRW56B

Ⓒ2) CPCD30/35/38-XRW33B
Ⓓ1) CPQD30/35/38-XRW22B

Ⓒ1) CPCD30/35/38-XRW55B

序号 Item	物料码 Part No.	名称 Description	数量 Qty	备注或适用车型 Remarks or Serial No.
A	205100020038	微动推杆支架 Inching Budge push-rod stents	1	INC:1-5
1	205100020034	固定支架 Fixed bracket	1	
2	205100350187	上板 Upper plate	1	
3	205100040050	复合衬套 0806 Composite bushing	1	
4	205100350192	下板 Plate	1	
5	300050090013	销3×20 Pin 3×20	1	
6	205100050013	弹簧 Spring	1	
7	205100070012	微动弹簧支撑板 Support plate	1	

图 14 油门操纵总成
Fig.14 Throttle control assy

Ⓕ CPCD30/35/38-XRW73

序号 Item	物料码 Part No.	名称 Description	数量 Qty	备注或适用车型 Remarks or Serial No.
1	202200090002	限位螺栓 Thrust bolt	1	
2	300020010016	螺母 M8 Nut M8	1	
3	205200080017	油门踏板 Throttle pedal	1	
4	300050040027	销轴 B6×16 Pin shaft B6×16	1	
5	300050010015	销 2×12 Pin 2×12	1	
6	205200050009	连杆 Rod	1	
7	300030010014	垫圈 6 Washer 6	3	
8	300020010005	螺母 M6 Nut M6	3	
9	300030010015	垫圈 8 Washer 8	2	
10	300010040169	螺栓 M8×16 Bolt M8×16	2	
11	205200020126	支架 Support	1	
12	300010040148	螺栓 M6×16 Bolt M6×16	2	
13	300060060004	挡圈 6 Snap ring 6	1	
14	205200200021	销轴 Shaft	1	
15	205200180014	支架 Support	1	

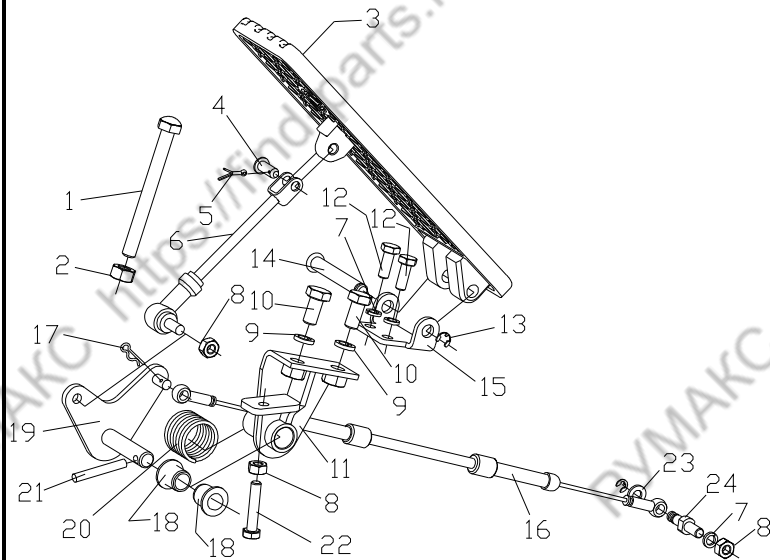


图 14 油门操纵总成
Fig.14 Throttle control assy

Ⓕ CPCD30/35/38-XRW73

序号 Item	物料码 Part No.	名称 Description	数量 Qty	备注或适用车型 Remarks or Serial No.
16	205200140103	油门拉线 Throttle line	1	<2018.05.14
16	205200140037	油门拉线 Throttle line	1	≧2018.05.14
17	205200070001	锁销 6 Pin 6	1	
18	205200010002	衬套 Bushing	2	
19	205200120010	摇臂 Rod arm	1	
20	205200060002	扭簧 Spring	1	
21	300050090025	销 5×40 Pin 5×40	1	
22	300010040155	螺栓 M6×30 Bolt M6×30	1	
23	300030040013	垫圈 6 Washer 6	1	
24	205200040009	拉线挂销 Pin	1	

РУМАКУ <https://find-parts.ru/>

РУМАКУ <https://find-parts.ru/>

РУМАКУ <https://find-parts.ru/>

РУМАКУ <https://find-parts.ru/>

РУМАКУ <https://find-parts.ru/>

РУМАКУ <https://find-parts.ru/>

<https://find-parts.ru/>

<https://find-parts.ru/>

<https://find-parts.ru/>

第六部分 液压系统目录

Part VI Hydraulic system contents

- | | | | | |
|------------------------|------------------------|-------------------------|-------------------------|------------------------|
| Ⓐ CPCD30/35-XRG71 | Ⓐ³ CPC30/35/38-XRG71 | Ⓑ CPCD30/35/38-XRG72 | Ⓑ² CPCD30/35/38-XRG72F | Ⓑ³ CPC30/35/38-XRG72 |
| Ⓔ⁴ CPCD30/35/38-XRG72J | Ⓑ⁵ CPC30/35/38-XRG72J | Ⓒ CPCD30-XRW10 | Ⓒ¹ CPCD30-XRW10B | Ⓒ² CPCD30-XRW10F |
| Ⓒ³ CPC30-XRW10 | Ⓓ¹ CPCD30/35/38-XRW33B | Ⓓ² CPCD30/35/38-XRW33F | Ⓔ CPCD30/35-XRW43 | Ⓔ¹ CPCD30/35/38-XRW73 |
| Ⓔ¹ CPCD30/35/38-XRW55B | Ⓔ² CPCD30/35/38-XRW55F | Ⓔ³ CPC30/35/38-XRW55 | Ⓕ CPCD30/35-XRW56 | Ⓕ¹ CPCD30/35/38-XRW56B |
| Ⓕ² CPCD30/35/38-XRW56F | Ⓖ¹ CPQD30/35-XRW22 | Ⓖ¹¹ CPQD30/35/38-XRW22B | Ⓖ¹² CPQYD30/35/38-XRW22 | Ⓖ¹³ CPCD30/35/38-XRG2 |
| Ⓔ² CPCD30/35/38-XRW92F | | | | |

序号 Item	名称 Description	适用车型 Serial No.	页码 Page
图 1 Fig. 1	油泵总成 Oil pump assy	Ⓐ Ⓐ³ Ⓑ Ⓑ² Ⓑ³ Ⓔ⁴ Ⓑ⁵ Ⓒ Ⓔ²	6-1
图 2 Fig. 2	油泵总成 Oil pump assy	Ⓔ	6-2
图 3 Fig. 3	油泵总成 Oil pump assy	Ⓒ Ⓒ¹ Ⓒ² Ⓒ³ Ⓓ¹ Ⓓ² Ⓕ Ⓕ¹ Ⓕ² Ⓖ¹ Ⓖ¹¹ Ⓖ¹²	6-3
图 4 Fig. 4	油泵总成 Oil pump assy	Ⓔ¹ Ⓔ² Ⓔ³	6-5
图 5 Fig. 5	转向管路 Steering oil pipe	Ⓖ¹ Ⓖ¹¹ Ⓖ¹²	6-7
图 6 Fig. 6	转向管路 Steering oil pipe	除外/except Ⓖ¹ Ⓖ¹¹ Ⓖ¹² 全部车型 All model of truck	6-10
图 7 Fig. 7	回油滤油总成 Strainer assy	所有车型 All model of truck	6-12
图 8 Fig.8	液压油箱附件 Hydraulic tank accessory	所有车型 All model of truck	6-13

序号 Item	名称 Description	适用车型 Serial No.	页码 Page
图 9 Fig. 9	多路阀操纵 Multi-way valve control	所有车型 All model of truck	6-15
图 10-1 Fig.10-1	多路阀总成 $\geq 2017-10-15$ Multi-way valve assy	① ⑪ ⑫	6-16
图 10-2 Fig.10-2	多路阀总成 $\geq 2017-10-15$ Multi-way valve assy	除外/except ① ⑪ ⑫ 全部车型 All model of truck	6-18
图 11-1 Fig.11-1	多路阀总成 $<2017-10-15$ Multi-way valve assy	除外/except ② ① ② ① ② ③ ④ ⑤ ⑥ ⑦ 全部车型 All model of truck	6-20
图 11-2 Fig.11-2	多路阀总成 $<2017-10-15$ Multi-way valve assy	② ① ② ① ② ③ ④ ⑤ ⑥ ⑦	6-21
图 12 Fig.12	倾斜管路 Tilting oil pipe	所有车型 All model of truck	6-23
图 13 Fig. 13	油泵总成 Oil pump assy	⑥	6-24

图1 油泵总成
Fig.1 Oil pump assy

Ⓐ CPCD30/35-XRG71 Ⓐ³ CPC30/35/38-XRG71 Ⓑ CPCD30/35/38-XRG72 Ⓔ CPCD30/35-XRG72F
 Ⓒ³ CPC30/35/38-XRG72 Ⓑ⁴ CPCD30/35/38-XRG72J Ⓕ CPC30/35/38-XRG72J Ⓖ CPCD30/35/38-XRG2
 Ⓓ² CPCD30/35/38-XRW92F

序号 Item	代号 Part No.	名称 Description	数量 Qty	备注或适用车型 Remarks or Serial No.
1	300010040011	螺栓 M10×30 Bolt M10×30	2	
2	300030010001	垫圈 10 Washer 10	3	
3	300030040002	垫圈 10 Washer 10	3	
4	206100070278	齿轮泵 Gear pump	1	Ⓖ
4	206100070170	齿轮泵 Gear pump	1	除外/except Ⓖ
5	209990000518	双钢丝式环箍 44 Clamp 44	2	
6	310050020260	管接头 Pipe connector	1	
7	300130010117	O形密封圈 35×3.5 O-ring 35×3.5	1	
8	206300250153	油管总成 Oil pipe assy	1	
9	201600020091	直通管接头 Pipe connector	1	
10	300130010134	O形密封圈 24×2.4 O-ring 24×2.4	1	
11	206300071123	吸油管 Suction hose	1	
12	300010040005	螺栓 M10×20 Bolt M10×20	1	
13	310040010103	管夹 Clamp	1	
14	206400050020	衬套 Bush	1	

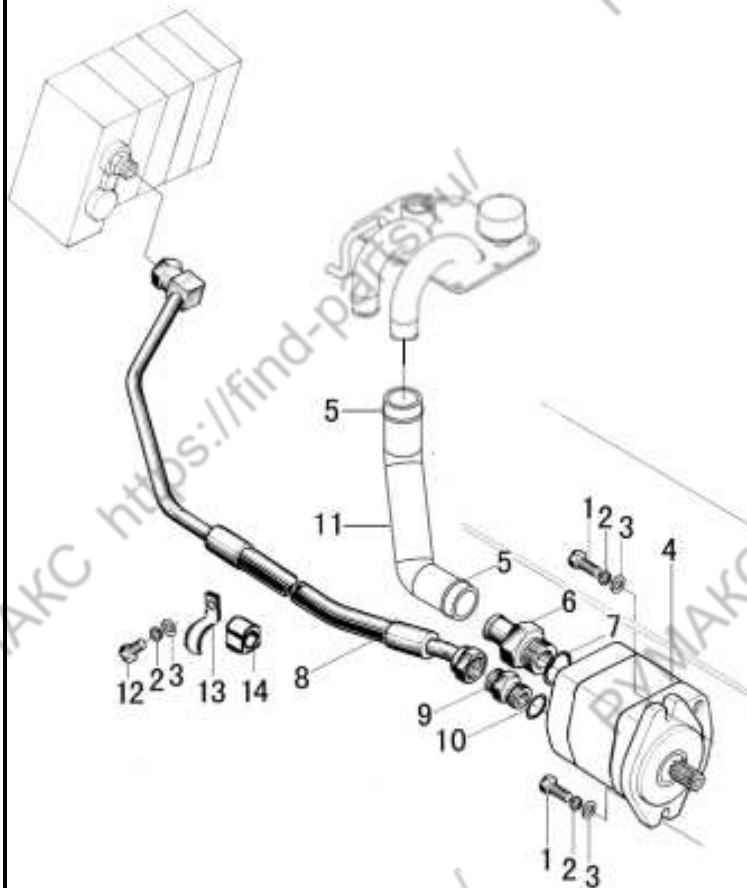


图2 油泵总成
Fig.2 Pump assy

Ⓔ CPCD30/35-XRW43

序号 Item	物料码 Part No.	名称 Description	数量 Qty	备注或适用车型 Remarks or Serial No.
1	300030010001	垫圈 10 Washer 10	3	
2	300030040002	垫圈 10 Washer 10	3	
3	300010040012	螺栓 M10×30 Bolt M10×30	2	
4	206100070067	齿轮泵 Gear pump	1	
6	310050020269	管接头 Nipple-assy	1	
7	300130010116	O 形密封圈 34×3.5 O-ring 34×3.5	1	
8	310050020260	管接头 Connector	1	
9	206300071148	吸油管 Suction pipe	1	
10	209990000518	双钢丝式环箍 44 Clamp 44	2	
11	300010040005	螺栓 M10×20 Bolt M10×20	1	
12	310040010103	管夹 Clamp	1	
13	206400050020	衬套 Bush	1	
14	206300250095	油管总成 Oil pipe assy	1	
15	201100120028	O 形密封圈 AS568-236 O-ring AS568-236	1	

图3 油泵总成
Fig.3 Oil pump assy

- | | | |
|-------------------|-------------------------|-------------------------|
| Ⓒ CPCD30-XRW10 | Ⓒ1 CPCD30/35-XRW10B | Ⓒ2 CPCD30-XRW10F |
| Ⓒ3 CPC30-XRW10 | Ⓒ11 CPCD30/35/38-XRW33B | Ⓒ22 CPCD30/35/38-XRW33F |
| Ⓗ CPCD30/35-XRW56 | Ⓗ11 CPCD30/35/38-XRW56B | Ⓗ22 CPCD30/35/38-XRW56F |
| Ⓘ CPQD30/35-XRW22 | Ⓘ11 CPQD30/35/38-XRW22B | Ⓘ22 CPQYD30/35/38-XRW22 |

序号 Item	物料码 Part No.	名称 Description	数量 Qty	备注或适用车型 Remarks or Serial No.
1	300010040012	螺栓 M10×30 Bolt M10×30	2	
2	300030010001	垫圈 10 Washer 10	3	
3	300030040002	垫圈 10 Washer 10	3	
4	206100070083	齿轮泵 Gear pump	1	Ⓘ Ⓘ2 Ⓘ11
4	206100070067	齿轮泵 Gear pump	1	Ⓒ11 Ⓒ22 Ⓗ Ⓗ1 Ⓗ2
4	206100070064	齿轮泵 Gear pump	1	Ⓒ Ⓒ1 Ⓒ2 Ⓒ3
5	209990000518	双钢丝式环箍 44 Clamp 44	2	
6	310050020260	管接头 Pipe connector	1	
7	300130010116	O形密封圈 34×3.5 O-ring 34×3.5	1	
8	209990004525	油管总成 Oil pipe assy	1	Ⓘ Ⓘ2
8	206300250153	油管总成 Oil pipe assy	1	Ⓒ Ⓒ1 Ⓒ2 Ⓒ3 Ⓒ22 Ⓗ Ⓗ2 Ⓗ1 Ⓘ1
8	206300250156	油管总成 Oil pipe assy	1	Ⓒ11
9	310050020269	管接头 Nipple-assy	1	
10	206300071102	吸油管 Suction pipe	1	Ⓒ Ⓒ1 Ⓒ2 Ⓒ3
10	206300071339	吸油管 Suction pipe	1	Ⓘ Ⓘ2

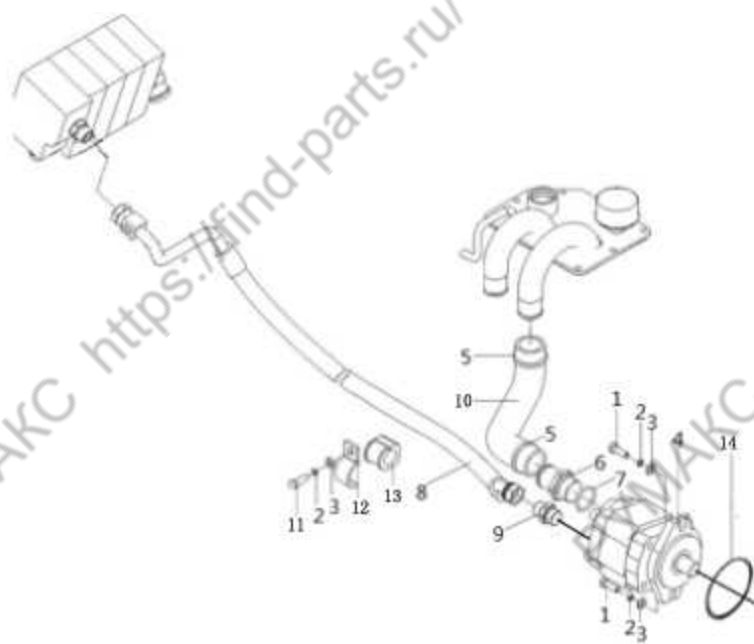
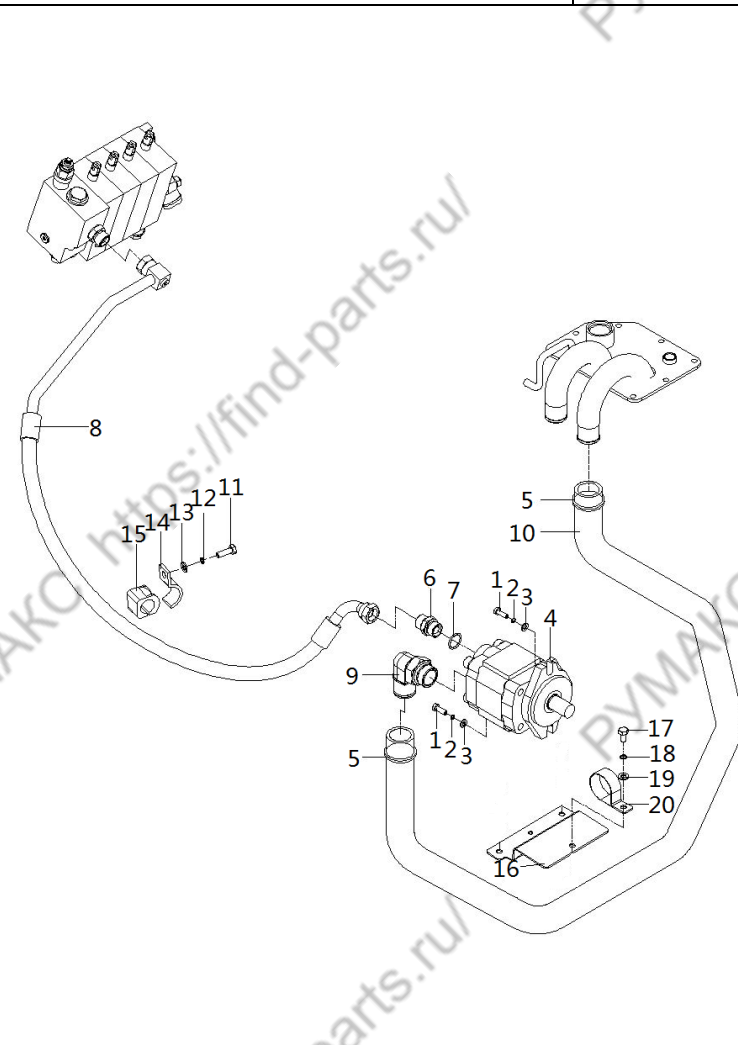


图4 油泵总成
Fig.4 Oil pump assy

⑥1 CPCD30/35/38-XRW55B

⑥2 CPCD30/35/38-XRW55F

⑥3 CPC30/35/38-XRW55



序号 Item	物料码 Part No.	名称 Description	数量 Qty	备注或适用车型 Remarks or Serial No.
1	300010040012	螺栓 M10×30 Bolt M10×30	2	
2	300030010001	垫圈 10 Washer 10	2	
3	300030040002	垫圈 10 Washer 10	2	
4	206100070170	齿轮泵 Gear pump	1	
5	310050020269	管接头 Pipe connector	1	
A1	310050020269	管接头 Nipple-assy		INC/包含:6,7
6	310050020708	接头体 Connector	1	
7	300130010134	O形密封圈 24×2.4 O-ring 24×2.4	1	
8	206300250148	油管总成 Oil pipe assy	1	
9	206300290202	管接头 Connector	1	
10	206300071345	吸油管 Suction pipe	1	
11	300010040005	螺栓 M10×20 Bolt M10×20	1	
12	300030010001	垫圈 10 Washer 10	1	
13	300030040002	垫圈 10 Washer 10	1	
14	310040010103	管夹 Clamp	1	

图 5 转向管路
Fig. 5 Steering oil pipe

① CPQD30/35-XRW22

⑪ CPQD30/35/38-XRW22B

⑬ CPQYD30/35/38-XRW22

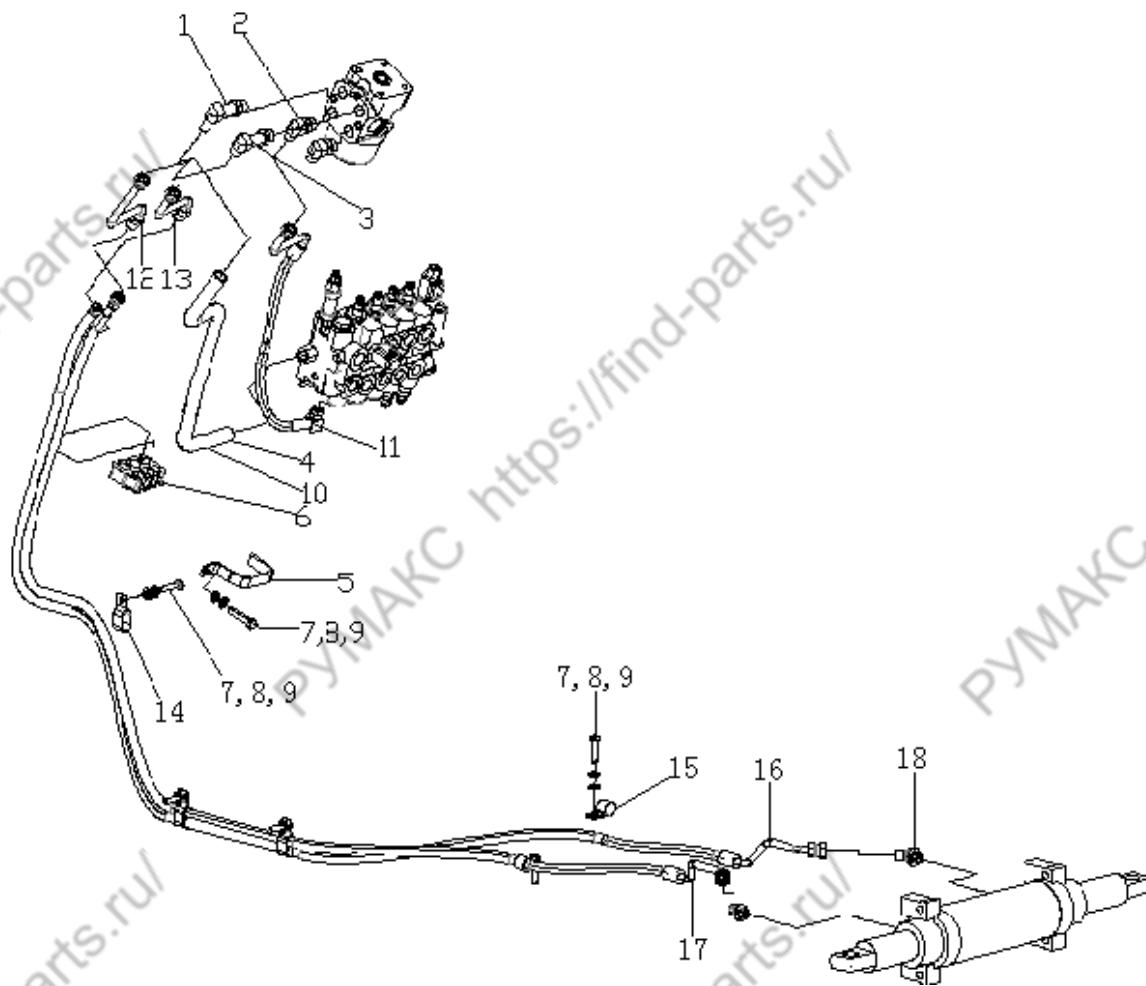
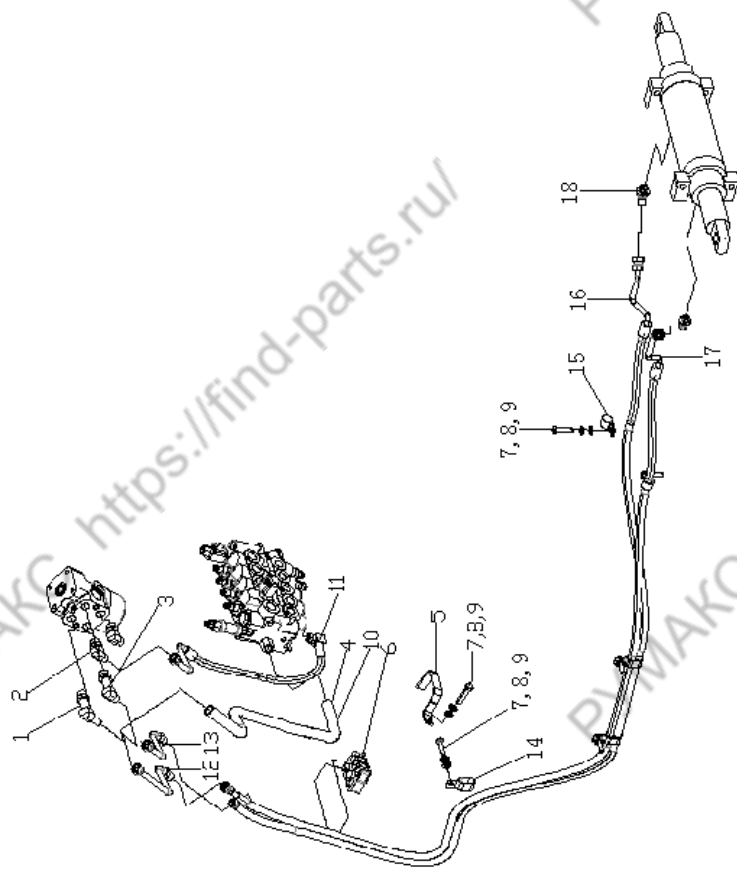


图5 转向管路
Fig. 5 Steering oil pipe

① CPQD30/35-XRW22

⑪ CPQD30/35/38-XRW22B

① CPQYD30/35/38-XRW22



序号 Item	物料码 Part No.	名称 Description	数量 Qty	备注或适用车型 Remarks or Serial No.
1	206300220125	回油接头 Connector	1	
2	310050030014	90° 度管接头 Connector	2	
3	310050030043	90° 度管接头 Connector	1	
4	209990000835	蜗杆传动式软管环箍 18 Clamp 18	2	
5	206500250166	压板 Clamp	1	
6	206300050033	橡胶固定块 Rubber block	1	
7	300030010015	垫圈 8 Washer 8	6	
8	300030040014	垫圈 8 Washer 8	6	
9	300010040169	螺栓 M8×16 Bolt M8×16	6	
10	206300070764	低压胶管 Low pressure hose	1	
11	206300082298	胶管总成 Rubber pipe assy	1	
12	206500140022	硬管总成 Rubber pipe assy	1	
13	206500140023	硬管总成 Rubber pipe assy	1	
14	310060020011	抱箍 Clamp	3	
15	310040010114	管夹 Clamp	2	

图6 转向管路
Fig. 6 Steering oil pipe

除外/except ① ⑩ ⑪
全部车型 All model of truck

序号 Item	物料码 Part No.	名称 Description	数量 Qty	备注或适用车型 Remarks or Serial No.
1	206300220125	回油接头 Connector	1	
2	310050030014	90° 度管接头 Connector	2	
3	310050030043	90° 度管接头 Connector	1	
4	209990000835	蜗杆传动式软管环箍 18 Clamp 18	2	
5	206500250166	压板 Clamp	1	
6	206300050033	橡胶固定块 Rubber block	1	
7	300030010015	垫圈 8 Washer 8	6	
8	300030040014	垫圈 8 Washer 8	6	
9	300010040170	螺栓 M8×16 Bolt M8×16	6	
10	206300070764	低压胶管 Low pressure hose	1	
11	206300082298	胶管总成 Rubber pipe assy	1	
12	310050030017	90° 管接头 Connector	1	
13	206300082567	胶管总成 Rubber pipe assy	1	
14	206500140022	硬管总成 Rubber pipe assy	1	
15	206500140023	硬管总成 Rubber pipe assy	1	

图 8 液压油箱附件
Fig. 8 Hydraulic tank accessory

全部车型
All model of truck

序号 Item	物料码 Part No.	名称 Description	数量 Qty	备注或适用车型 Remarks or Serial No.
1	206500050066	液压油箱盖总成 Cap assy	1	
2	206500110011	空气过滤器 Breather filter	1	
3	300010040170	螺栓 M8×16 Bolt M8×16	8	
4	300030140012	垫圈 8 Washer 8	8	
5	206500040158	盖板 Cover plate	1	
6	206500130085	密封垫 Seal pad	1	
7	206500020061	吸油滤油器总成 Suction filter	1	
8	206500020073	回油滤油器总成 Filter assy	1	
9	203400040002	螺塞 Plug	1	
10	300030140007	垫圈 24 Washer 24	1	
11	203400020001	磁铁 Ring magnetic iron	1	

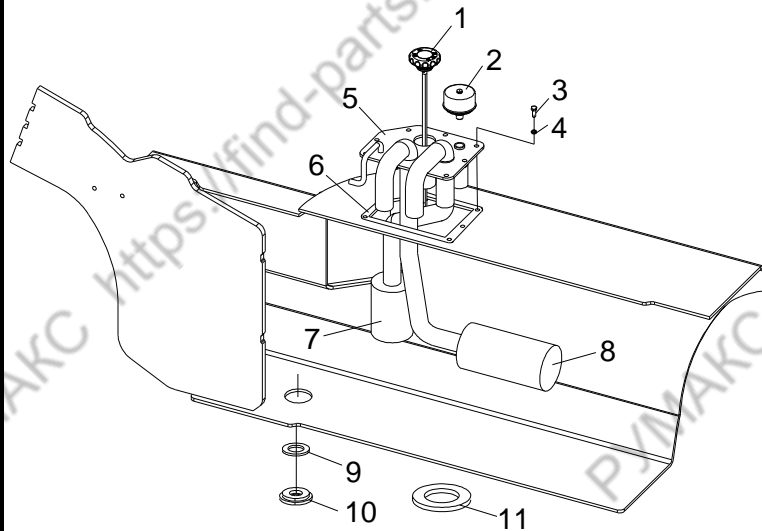
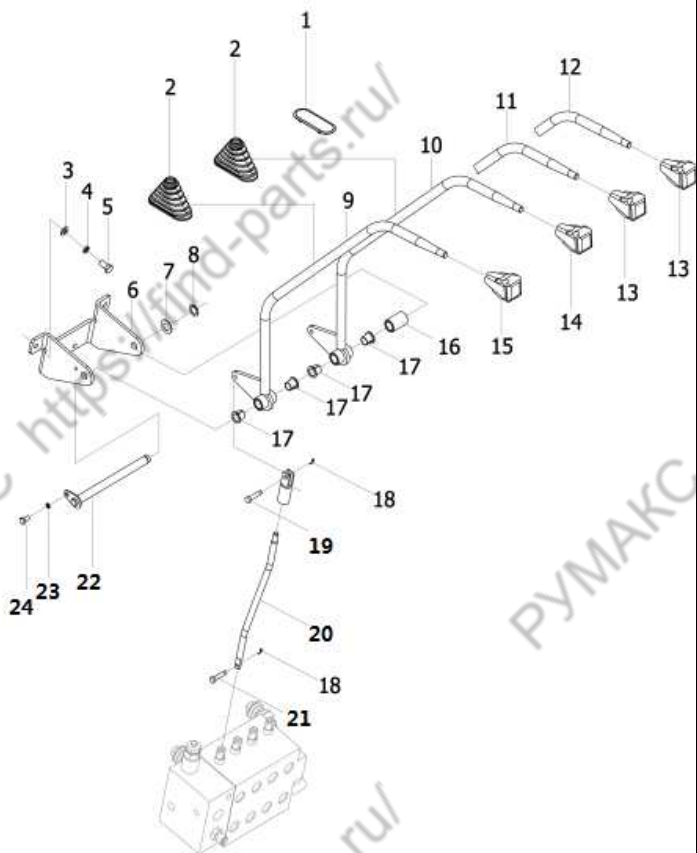


图9 多路阀操纵
Fig. 9 Multi-way valve control

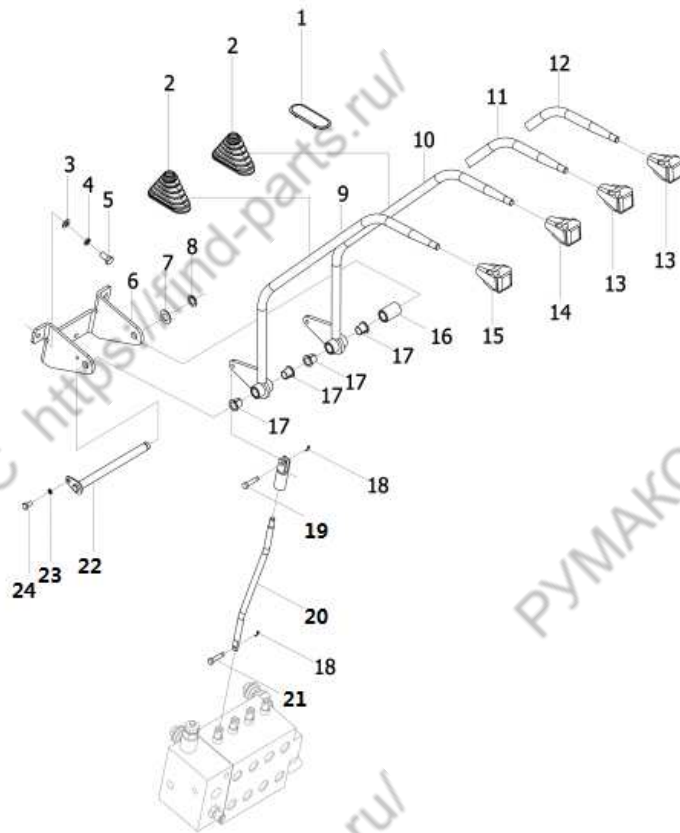
Ⓔ CPC30/35/38-XRG72-GW



序号 Item	物料码 Part No.	名称 Description	数量 Qty	备注或适用车型 Remarks or Serial No.
1	206400140009	塞子 Plug	3	Qty :3 SEC 2, 4 SEC 1,5 SEC 0
2	206400090012	护套 Sleeve	2	Qty :3 SEC 3, 4 SEC 4 ,5 SEC 5
3	300030040014	垫圈 8 Washer 8	4	
4	300030010015	垫圈 8 Washer 8	4	
5	300010040173	螺栓 8×20 Bolt M8×20	4	
6	206400190017	支架 Bracket	1	
7	206100160005	调整垫 Adjustment washer	1	第四联阀用 For 4th SEC
8	300060030004	挡圈 12 Snap ring 12	1	仅四联阀用 For 4th SEC
9	206400160165	多路阀手柄杆 1 Multi-way valve handle 1	1	
10	206400160167	多路阀手柄杆 2 Multi-way valve handle 2	1	
11	206400160168	多路阀手柄杆 3 Multi-way valve handle 3	1	第三联阀用 For 3rd SEC
12	206400160166	多路阀手柄杆 4 Multi-way valve handle 4	1	第四联阀用 For 4th SEC
13	206400040015	属具手把 Knob,attachment	1	3 Sec. valve 数量/Qty 1 4 Sec. valve 数量/Qty 2
14	206400040013	倾斜手把 Tilting knob	1	
15	206400040011	起升手把 Lifting knob	1	

图9 多路阀操纵
Fig. 9 Multi-way valve control

Ⓔ CPC30/35/38-XRG72-GW



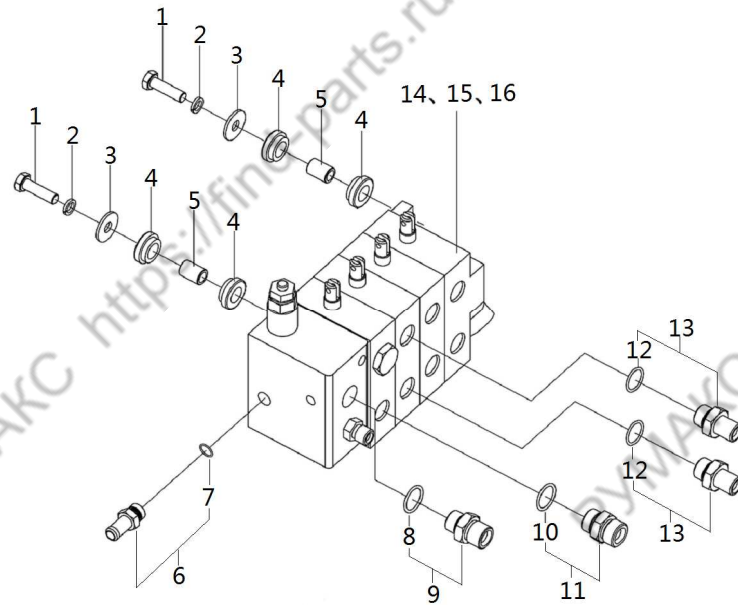
序号 Item	物料码 Part No.	名称 Description	数量 Qty	备注或适用车型 Remarks or Serial No.
16	206400200004	轴环 Shaft collar	1	仅二联阀用 Only for 2 SEC
17	206400050008	衬套 Bush	4	三联 6, 3 SEC 6 四联 8, 4 SEC 8
18	300050010017	销 2×16 Pin 2×16	2	Qty :3 SEC 9, 4 SEC 12,5 SEC 15
19	300050040012	销轴 6×22 Pin shaft 6×22	2	三联 3, 3 SEC 3, 四联 4, 4 SEC 4
20	206400100247	连杆 Connector rod	2	3 Sec. valve 数量/Qty 3 4 Sec. valve 数量/Qty 4
21	206400240005	销轴 Pin shaft	2	Qty :3 SEC 3, 4 SEC 4, 5 SEC 5
22	206400240004	销轴 Pin shaft	1	仅四联阀用 For 4 SEC
23	300030010014	垫圈 6 Washer 6	1	
24	300010040146	螺栓 M6×12 Bolt M6×12	1	

图 10-1 多路阀总成 ≥2017-10-15
Fig.10-1 Multi-way valve assy

① CPQD30/35-XRW22

①① CPQD30/35/38-XRW22B

① CPQYD30/35/38-XRW22



序号 Item	物料码 Part No.	名称 Description	数量 Qty	备注或适用车型 Remarks or Serial No.
1	300010060007	螺栓 M10×1.25×25 Bolt M10×1.25×25	1	
2	300030040002	垫圈 10 Washer10	3	
3	300030010001	垫圈 10 Washer10	3	
4	206100040002	缓冲垫 Cushion	6	
5	206400180037	套管 Sleeve	1	
6	206300290259	管接头总成 Connector assy	1	INC/包含:5,6
7	300130010092	O 形密封圈 18×2.4 O-ring 18×2.4	1	
8	300130010134	O 形密封圈 24×2.4 O-ring 24×2.4	1	
9	310050020269	管接头 Connector	1	INC/包含:8,9
10	300130010089	O 形密封圈 22×2.4 O-ring22×2.4	1	
11	310050020272	管接头 Connector	1	INC/包含:10,11
12	300130010089	O 形密封圈 22×2.4 O-ring22×2.4	2	
13	310050020273	管接头 Connector	2	INC/包含:12,13
14	206200010227	二联多路阀 2 Sec. valve	1	
15	206200010245	三联多路阀 3 Sec. valve	1	

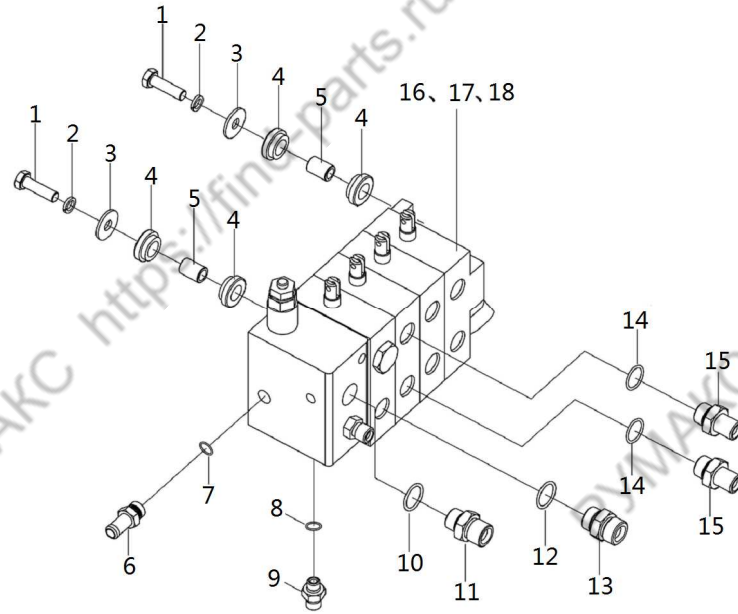
图 10-2 多路阀总成 ≥2017-10-15
Fig.10-2 Multi-way valve assy

除外/except ① ② ③
全部车型 All model of truck

序号 Item	物料码 Part No.	名称 Description	数量 Qty	备注或适用车型 Remarks or Serial No.
1	300010060007	螺栓 M10×1.25×25 Bolt M10×1.25×25	1	
2	300030040002	垫圈 10 Washer10	3	
3	300030010001	垫圈 10 Washer10	3	
4	206100040002	缓冲垫 Cushion	6	
5	206400180037	套管 Sleeve	1	
6	206300290259	管接头总成 Connector assy	1	INC/包含:5,6
7	300130010092	O 形密封圈 18×2.4 O-ring 18×2.4	1	
8	300130010077	O 形密封圈 14×2.4 O-ring 14×2.4	1	
9	310050020271	管接头 Connector	1	INC/包含:8,9
10	300130010134	O 形密封圈 24×2.4 O-ring 24×2.4	1	
11	310050020269	管接头 Connector	1	INC/包含:10,11
12	300130010089	O 形密封圈 22×2.4 O-ring22×2.4	1	
13	310050020272	管接头 Connector	1	INC/包含:12,13
14	300130010089	O 形密封圈 22×2.4 O-ring22×2.4	2	
15	310050020273	管接头 Connector	2	INC/包含:14,15

图 10-2 多路阀总成 ≥2017-10-15
Fig.10-2 Multi-way valve assy

除外/except ① ⑱ ㉑
全部车型 All model of truck



序号 Item	物料码 Part No.	名称 Description	数量 Qty	备注或适用车型 Remarks or Serial No.
16	206200010406	二联多路阀 2 Sec. valve	1	1.8t-3.5t
17	206200010412	三联多路阀 3 Sec. valve	1	1.8t-3.5t
18	206200010409	四联多路阀 4 Sec. valve	1	1.8t-3.5t

图 11-1 多路阀总成 <2017-10-15
Fig.11-1 Multi-way valve assy

Ⓐ CPCD30/35-XRG71	Ⓐ③ CPC30/35/38-XRG71	Ⓑ CPCD30/35/38-XRG72	Ⓑ③ CPC30/35/38-XRG72
Ⓑ④ CPCD30/35/38-XRG72J	Ⓑ⑤ CPC30/35/38-XRG72J	Ⓒ CPCD30-XRW10	Ⓒ② CPC30-XRW10
Ⓒ CPCD30/35-XRW43	Ⓒ④ CPCD30/35-XRW56	① CPQD30/35-XRW22	①① CPQD30/35/38-XRW22B
Ⓓ CPQYD30/35/38-XRW22	Ⓓ③ CPCD30/35/38-XRG2	Ⓓ③ CPC30/35/38-XRW55	

序号 Item	物料码 Part No.	名称 Description	数量 Qty	备注或适用车型 Remarks or Serial No.
1	300010060007	螺栓 M10×1.25×25 Bolt M10×1.25×25	1	
2	300030040002	垫圈 10 Washer10	3	
3	300030010001	垫圈 10 Washer10	3	
4	300010060009	螺栓 M10×1.25×30 Bolt M10×1.25×30	2	
5	310050020321	管接头 Connector	1	INC/包含:5,6
6	300130010092	O 形密封圈 18×2.4 O-ring 18×2.4	1	
7	300130010134	O 形密封圈 24×2.4 O-ring24×2.4	1	
8	310050020269	管接头 Connector	1	INC/包含:7,8
9	300130010089	O 形密封圈 22×2.4 O-ring22×2.4	1	
10	310050020272	管接头 Connector	1	INC/包含:9,10
11	206200010227	二联多路阀 2 Sec. valve	1	
12	206200010245	三联多路阀 3 Sec. valve	1	
13	206200010249	四联多路阀 4 Sec. valve	1	
14	300130010089	O 形密封圈 22×2.4 O-ring22×2.4	2	
15	310050020273	管接头 Connector	2	INC/包含:14,15

图 11-2 多路阀总成 <2017-10-15
Fig.11-2 Multi-way valve assy

Ⓔ CPCD30/35/38-XRG72F	Ⓛ	Ⓒ CPCD30-XRW10B	Ⓒ CPCD30-XRW10F
CPCD30/35/38-XRW33B		Ⓓ CPCD30/35/38-XRW33F	Ⓖ CPCD30/35/38-XRW55B
Ⓕ CPCD30/35/38-XRW55F		Ⓜ CPCD30/35/38-XRW56B	Ⓡ CPCD30/35/38-XRW56F
Ⓖ CPCD30/35/38-XRW73			

序号 Item	物料码 Part No.	名称 Description	数量 Qty	备注或适用车型 Remarks or Serial No.
1	300010060007	螺栓 M10×1.25×25 Bolt M10×1.25×25	1	
2	300030040002	垫圈 10 Washer10	3	
3	300030010001	垫圈 10 Washer10	3	
4	300010060009	螺栓 M10×1.25×30 Bolt M10×1.25×30	2	
5	300130010092	O 型密封圈 18×2.4 O-ring 18×2.4	1	
6	206300290259	管接头总成 Connector assy	1	INC/包含:5,6
7	300130010077	O 形密封圈 14×2.4 O-ring 14×2.4	1	
8	310050020271	管接头 Connector	1	INC/包含:7,8
9	300130010134	O 形密封圈 24×2.4 O-ring 24×2.4	1	
10	310050020269	管接头 Connector	1	INC/包含:9,10
11	300130010089	O 形密封圈 22×2.4 O-ring22×2.4	1	
12	310050020272	管接头 Connector	1	INC/包含:11,12
13	206200010377	二联多路阀 2 Sec. valve	1	
14	206200010375	三联多路阀 3 Sec. valve	1	
15	206200010249	四联多路阀 4 Sec. valve	1	

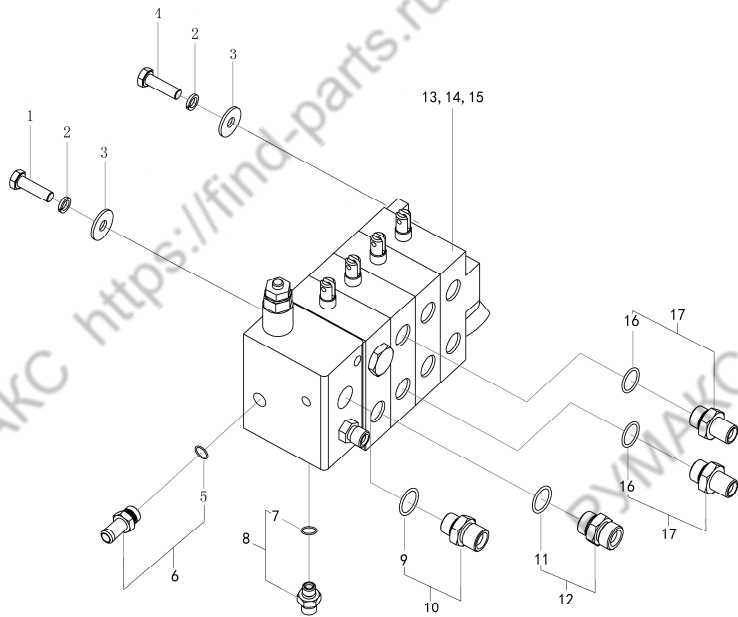
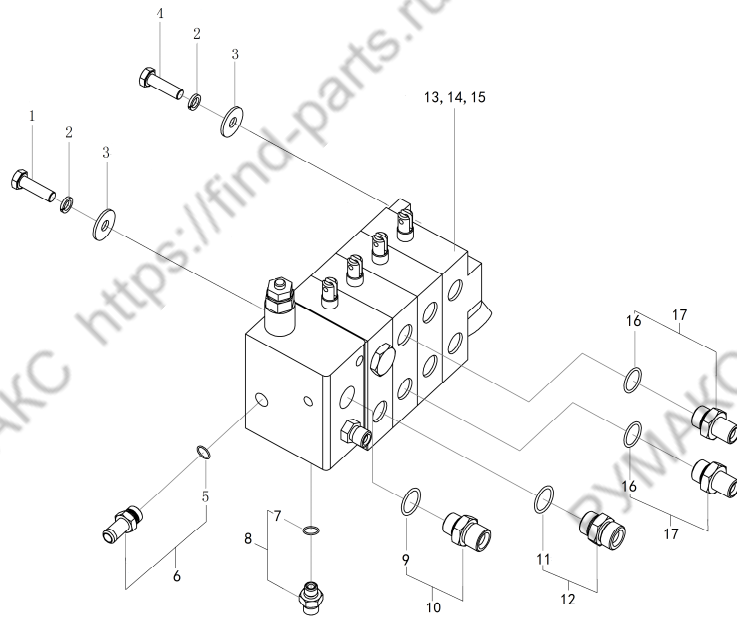


图 11-2 多路阀总成 <2017-10-15
 Fig.11-2 Multi-way valve assy

ⓑ CPCD30/35/38-XRG72F
 CPCD30/35/38-XRW33B
 Ⓒ CPCD30/35/38-XRW55F
 Ⓕ CPCD30/35/38-XRW73

Ⓧ CPCD30-XRW10B
 Ⓨ CPCD30/35/38-XRW33F
 Ⓩ CPCD30/35/38-XRW56B

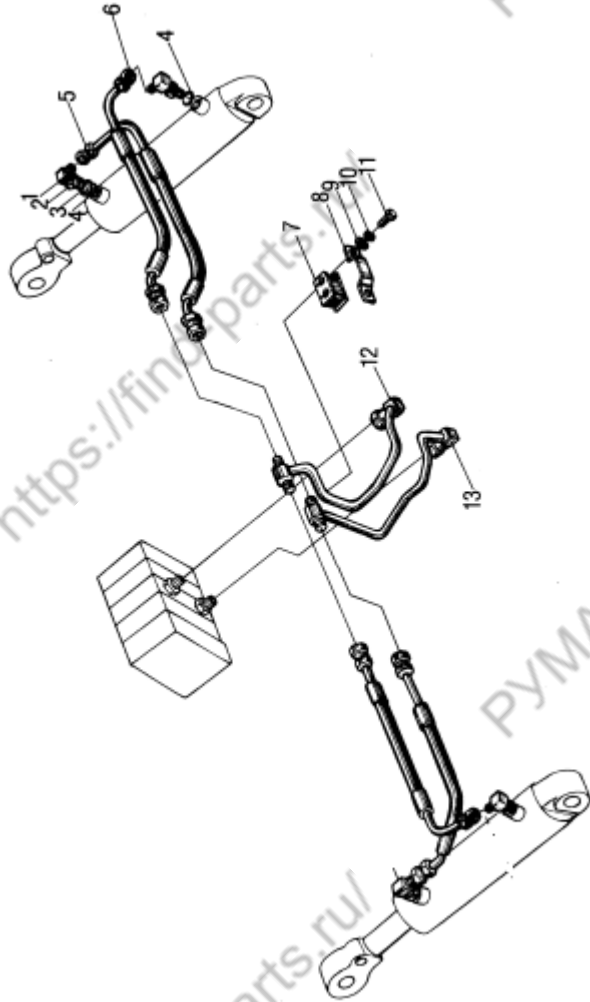
ⓐ CPCD30-XRW10F
 ⓑ CPCD30/35/38-XRW55B
 ⓓ CPCD30/35/38-XRW56F



序号 Item	物料码 Part No.	名称 Description	数量 Qty	备注或适用车型 Remarks or Serial No.
16	300130010089	O形密封圈 22x2.4 O-ring 22x2.4	2	
17	310050020273	管接头 Connector	2	INC/包含:16,17

图 12 倾斜管路
Fig. 12 Tilting oil pipe

全部车型
All models of truck



序号 Item	物料码 Part No.	名称 Description	数量 Qty	备注或适用车型 Remarks or Serial No.
A1	206300290013	90° 管接头 Elbow	4	包含/INC:1-4
1	319990010162	接头体 Connector	4	
2	206300130005	锁紧螺母 Locking nut	4	
3	206300010007	挡圈 Snap ring	4	
4	206300020007	O 形密封圈 P11 O-ring P11	4	
5	206300082292	胶管总成 Rubber pipe assy	2	
6	206300082293	胶管总成 Rubber pipe assy	2	
7	206300050004	固定块 Fixed block	1	
8	206400220022	压板 Clamp	1	
9	300030040014	垫圈 8 Washer 8	2	
10	300030010015	垫圈 8 Washer 8	2	
11	300010040169	螺栓 M8×16 Bolt M8×16	2	
12	206300100103	倾斜油管 Tilting oil pipe	1	
13	206300100102	倾斜油管 Tilting oil pipe	1	

图 13 油泵总成
Fig.13 Oil pump assy

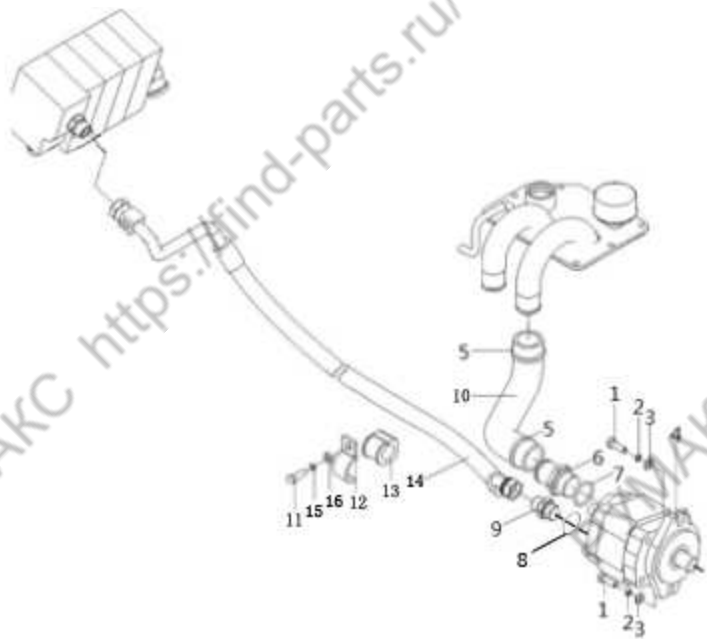
Ⓢ CPCD30/35/38-XRW73

序号 Item	物料码 Part No.	名称 Description	数量 Qty	备注或适用车型 Remarks or Serial No.
1	300010040011	螺栓 M10×30 Bolt M10×30	2	
2	300030010001	垫圈 10 Washer 10	2	
3	300030040002	垫圈 10 Washer 10	2	
4	206100070061	齿轮泵 Gear pump	1	
5	209990000518	双钢丝式环箍 44 Clamp 44	2	
A1	310050020322	管接头 Pipe connector	1	INC:6, 7
6	310050020739	接头体 Connector body	1	
7	206300020009	O 形密封圈 P18 O-ring P18	1	
A2	310050020293	管接头 Pipe connector	1	INC:8, 9
8	206300020011	O 形密封圈 P29 O-ring P29	1	
9	310050020723	接头体 Connector body	1	
10	206300071121	吸油管 Suction pipe	1	
11	300010040005	螺栓 M10×20 Bolt M10×20	1	
12	310040010103	管夹 Clamp	1	
13	206400050020	衬套 Bush	1	

图 13 油泵总成
Fig.13 Oil pump assy

Ⓒ CPCD30/35/38-XRW73

序号 Item	物料码 Part No.	名称 Description	数量 Qty	备注或适用车型 Remarks or Serial No.
14	206300250072	油管总成 Oil pipe assy	1	
15	300030010015	垫圈 8 Washer 8	1	
16	300030040014	垫圈 8 Washer 8	1	



PYMAKC <https://find-parts.ru/>

PYMAKC <https://find-parts.ru/>

PYMAKC <https://find-parts.ru/>

PYMAKC <https://find-parts.ru/>

PYMAKC <https://find-parts.ru/>

PYMAKC <https://find-parts.ru/>

<https://find-parts.ru/>

<https://find-parts.ru/>

<https://find-parts.ru/>

第七部分 电气系统目录
PART VII Electrical system contents

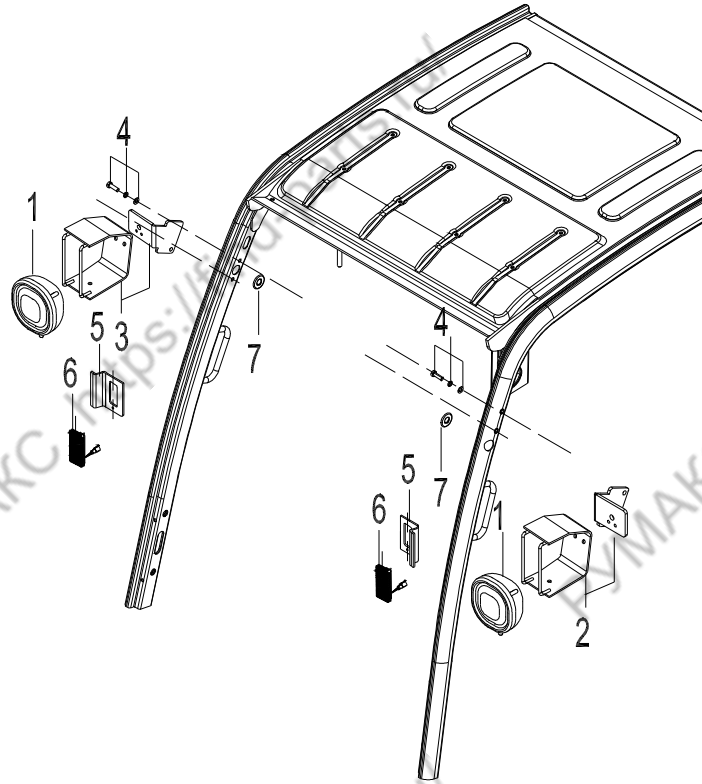
- (A) CPCD30/35-XRG71 (A3) CPC30/35/38-XRG71 (B) CPCD30/35/38-XRG72 (B2) CPCD30/35/38-XRG72F (B3) CPC30/35/38-XRG72
 (B4) CPCD30/35/38-XRG72J (B5) CPC30/35/38-XRG72J (C) CPCD30-XRW10 (C1) CPCD30-XRW10B (C2) CPCD30-XRW10F
 (C3) CPC30-XRW10 (D1) CPCD30/35/38-XRW33B (D2) CPCD30/35/38-XRW33F (E) CPCD30/35-XRW43 (F) CPCD30/35/38-XRW73
 (G1) CPCD30/35/38-XRW55B (G2) CPCD30/35/38-XRW55F (G3) CPC30/35/38-XRW55 (H) CPCD30/35-XRW56 (H1) CPCD30/35/38-XRW56B
 (H2) CPCD30/35/38-XRW56F (I) CPQD30/35-XRW22 (I1) CPQD30/35/38-XRW22B (J) CPQYD30/35/38-XRW22 (Q) CPCD30/35/38-XRG2
 (R2) CPCD30/35/38-XRW92F

序号 Item	名称 Description	适用车型 Serial No.	页码 Page
图 I Fig. I	前灯总成 front lamps assy	全部车型 All models of truck	7-1
图 II Fig. II	后灯总成 rear lamps assy	全部车型 All models of truck	7-2
图 III Fig. III	喇叭 Horn	全部车型 All models of truck	7-3
图 IV Fig. IV	组合开关总成 Combination Switch assy	全部车型 All models of truck	7-4
图 V Fig. V	仪表总成 Instrument assy	全部车型 All models of truck	7-5
图 VI Fig. VI	四卡翘板开关 4-Rocker Switches	全部车型(选配) All models of truck (Optional)	7-6
图 VII Fig. VII	手刹开关总成 Hand-brake switch assy	全部车型(选配) All models of truck (Optional)	7-7

序号 Item	名称 Description	适用车型 Serial No.	页码 Page
图VIII Fig.VIII	控制盒总成 Control box assy	除外/Except A3 B3 B5 C3 E G3 全部车型 All models of truck	7-8
图IX Fig.IX	控制盒总成 Control box assy	E	7-9
图 X Fig. X	转向灯开关 Steering lamp switch	A3 B3 B5 C3 G3	7-10
图XI Fig. XI	控制盒总成 Control box assy	A3 B3 B5 C3 G3	7-11
图XII Fig.XII	智能安装模块 Intelligent installation module	全部车型 All models of truck	7-12
图 1 Fig. 1	电气系统 Electrical system	A B B2 B4 F R2	7-13
图 2 Fig. 2	电气系统 Electrical system	E	7-17
图 3 Fig. 3	电气系统 Electrical system	H H1 H2	7-22
图 4 Fig.4	电气系统 Electrical system	I J I1	7-26
图 5 Fig.5	电气系统 Electrical system	A3 B3 B5	7-31
图 6 Fig.6	电气系统 Electrical system	C C1 C2 C3	7-35
图 7 Fig.7	电气系统 Electrical system	D1 D2	7-39
图 8 Fig.8	电气系统 Electrical system	Q	7-44
图 9 Fig.9	电气系统 Electrical system	G1 G2 G3	7-48

图 I 前灯总成
Fig. I Front lamps assy

全部车型
All models of truck



序号 Item	物料码 Part NO.	名称 Description	数量 Qty	备注或适用车型 Remarks Or Serial NO.
1	207600010316	前大灯 Rear lamps	2	
2	207900210419	左前大灯灯架总成 Left headlight lamp holder assy	1	
3	207900210412	右前大灯灯架总成 Right headlight lamp holder assy	1	
4	300010210001	螺栓组合件 M8×16 Bolt components M8×16	8	
5	207900201256	前小灯支架 Front lamp bracket	2	
6	207600050069	前小灯 Sidelamp	2	
7	207900060011	前灯线护套 Front line sheath	2	

图 II 后灯总成
Fig. II Rear lamps assy

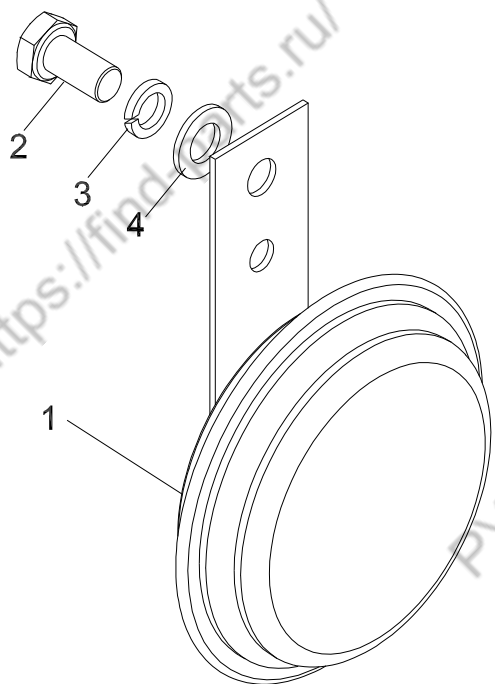
全部车型
All models of truck

序号 Item	物料码 Part NO.	名称 Description	数量 Qty	备注或适用车型 Remarks or Serial NO.
1	207600030022	后组合灯 Rear lamps	2	
2	207900060013	橡胶塞 Rubber plug	1	
3	207100030059	后灯连接线 Rear connecting line	1	

图III 喇叭
Fig. III Horn

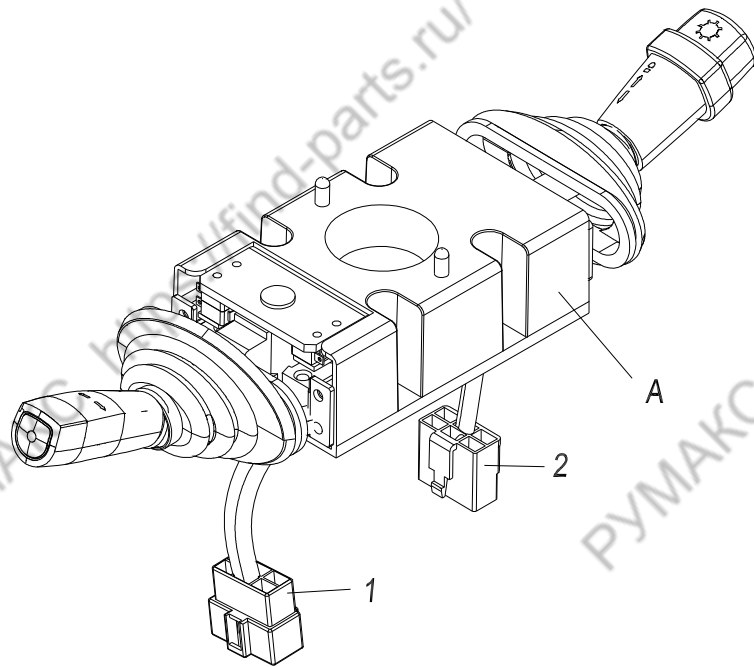
全部车型
All models of truck

序号 Item	物料码 Part NO.	名称 Description	数量 Qty	备注或适用车型 Remarks Or Serial NO.
1	207900130006	喇叭 Horn	1	
2	300010120005	螺栓 M8×16 Bolt M8×16	1	
3	300030010015	弹垫 8 Spring 8	1	
4	300030040014	平垫 8 Washer 8	1	



图IV 组合开关总成
Fig.IV Combination Switch assy

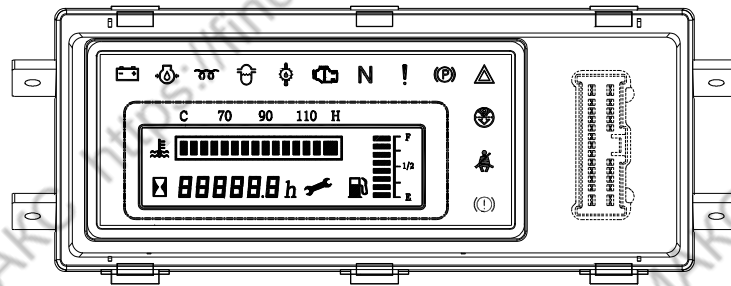
全部车型
All models of truck



序号 Item	物料码 Code No.	名称 Description	数量 Qty	备注或适用车型 Remarks Or Serial No.
A	207200020024	组合开关 Combination Switch assy	1	
1	207900070047	六线复合插头 6-way plug	1	
2	207900070049	六线复合插座 6-way socket	1	

图 V 仪表总成
Fig. V Instrument assy

全部车型
All models of truck



序号 Item	物料码 Code No.	名称 Description	数量 Qty	备注或适用车型 Remarks Or Serial No.
A	207900050174	仪表总成 Instrument assy	1	

图VI 四卡翘板开关
Fig.VI 4-Rocker Switches

全部车型(选配)
All models of truck (Optional)

序号 Item	物料码 Part NO.	名称 Description	数量 Qty	备注或适用车型 Remarks or Serial NO.
1	207200060062	风扇开关 Switch, Fan	1	
2	207200010038	警灯开关 Switch, Warning light	1	
3	207200010034	后工作灯开关 Switch, Lamp after	1	
4		后除霜开关 Switch, Defrosting after	1	无此零件 Without the parts
5	207900080034	盖板 Cover plate	1	
6	207200060065	前雨刮洗涤器开关 wash switch, Front wiper	1	
7		后雨刮器及洗涤器开关 Rear wiper, wash switch	1	无此零件 Without the parts
8	207200060067	液化气/汽油 开关 LPG/GAS Switch	1	
9	207200060064	前雨刮器开关 Switch, Front wiper	1	

图 VIII 控制盒总成
Fig.VIII Control box assy

除外/Except A3 B3 C3 E G3
全部车型 All models of truck

序号 Item	物料码 Part NO.	名称 Description	数量 Qty	备注或适用车型 Remarks Or Serial NO.
A1	207400010213	控制盒总成 Control box assy	1	除外/Except E
1	207400030073	预热继电器 Pre-heat Relay	2	
2	207400020002	电子闪光灯 Flasher	1	
4	207900080058	拔片器 Film drawing device	1	
5	207400030062	通用继电器 Universal Relay	6	
6	207400070112	控制盒标签 Control box label	1	English
6	207400070123	控制盒标签 Control box label	1	中文
7	NO PART NO.	十六线复合插头 16-way plug	1	
8	NO PART NO.	十六线复合插头 16-way plug	1	
9	NO PART NO.	七线复合插头 7-way plug	1	
10	NO PART NO.	9.5 二线插头 9.5 2-way plug	1	
11	810700000002	保险丝片 10A Fuse 10A	4	
12	810700000003	保险丝片 15A Fuse 15A	3	
13	810700000004	保险丝片 20A Fuse 15A	2	
14	810700000005	保险丝片 30A Fuse 30A	1	

图 IX 控制盒总成
Fig.IX Control box assy

Ⓔ CPCD30/35-XRW43

序号 Item	物料码 Part NO.	名称 Description	数量 Qty	备注或适用车型 Remarks Or Serial NO.
A1	207400010216	控制盒总成 Control box assy	1	
1	207400030073	预热继电器 Pre-heat Relay	1	
2	207400020002	电子闪光灯 Flasher	1	
4	207900080058	拔片器 Film drawing device	1	
5	207400030062	通用继电器 Universal Relay	6	
6	207400070124	控制盒标签 Control box label	1	English
6	207400070125	控制盒标签 Control box label	1	中文
7	NO PART NO.	十六线复合插头 16-way plug	1	
8	NO PART NO.	十六线复合插头 16-way plug	1	
9	NO PART NO.	七线复合插头 7-way plug	1	
10	NO PART NO.	9.5 二线插头 9.5 2-way plug	1	
11	810700000002	保险丝片 10A Fuse 10A	6	
12	810700000003	保险丝片 15A Fuse 15A	3	
13	810700000004	保险丝片 20A Fuse 15A	2	
14	810700000005	保险丝片 30A Fuse 20A	1	

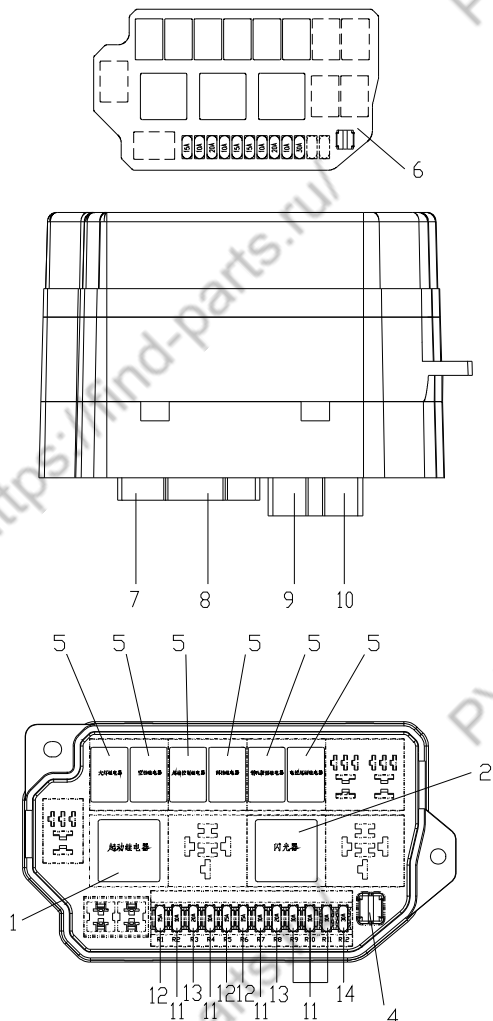
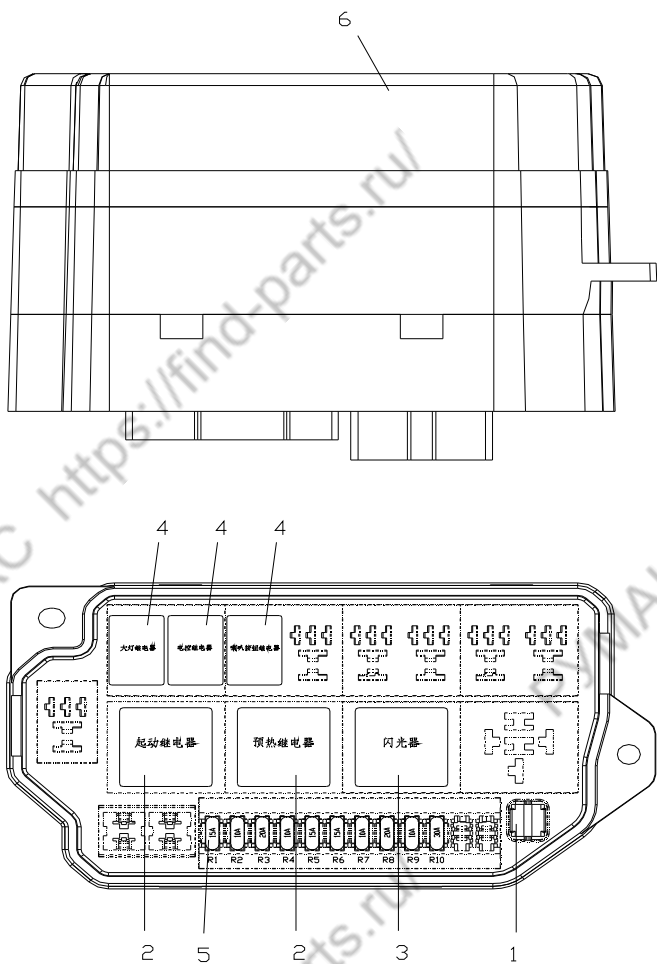


图 XI 控制盒总成

Fig. XI Control box assy

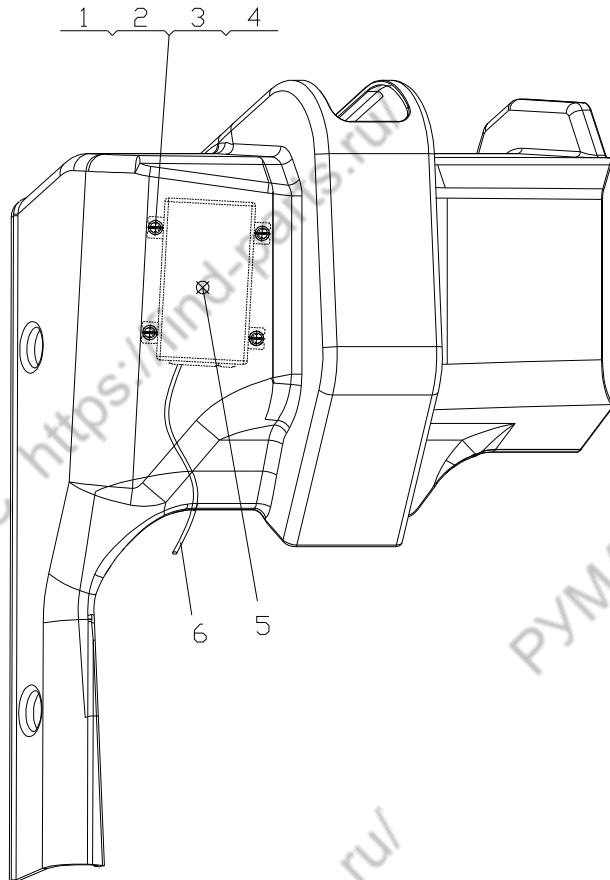
Ⓐ CPC30/35/38-XRG71 Ⓑ CPC30/35/38-XRG72 Ⓒ CPC30/35/38-XRG72J Ⓓ CPC30-XRW10
 Ⓔ CPC30/35/38-XRW55



序号 Item	物料码 Part NO.	名称 Description	数量 Qty	备注或适用车型 Remarks Or Serial NO.
A	207400010239	控制盒总成 Control box assy	1	
1	207900080058	拔片器 Film drawing device	1	
2	207400030073	预热继电器 Pre-heat Relay	2	
3	207400020002	电子闪光器 Flasher	1	
4	207400030062	通用继电器 Universal Relay	3	
5	810700000002	保险丝片 10A Fuse 10A	4	
5	810700000003	保险丝片 15A. Fuse 15A	3	
5	810700000004	保险丝片 20A Fuse 20A	2	
5	810700000005	保险丝片 30A Fuse 30A	1	
6	207400070129	控制盒标签 Control box label	1	English
6	207400070130	控制盒标签 Control box label	1	中文

图XII 智能安装模块
Fig.XII Intelligent installation module

全部车型
All models of truck



序号 Item	物料码 Part NO.	名称 Description	数量 Qty	备注或适用车型 Remarks Or Serial NO.
A	207400080716	智能模块 Intelligent installation module assy	1	包含/INC:1-5
1	300030010012	垫圈 4 Washer 4	4	
2	300030100007	垫圈 4 Washer 4	4	
3	300040170010	螺钉 M4x12 Screw M4×12	4	
4	300020010014	螺母 M4 Nut M4	4	
5	207400080589	智能控制器 intelligent controller	1	
6	207100150155	智能控制线束 Intelligent control harness	1	

图1 电气系统

Fig.1 Electrical system

- Ⓐ CPCD30/35/38-XRG71 Ⓑ CPCD30/35/38-XRG72 Ⓒ CPCD30/35/38-XRG72F Ⓓ CPCD30/35/38-XRG72J
Ⓔ CPCD30/35/38-XRW73 Ⓕ CPCD30/35/38-XRW92F

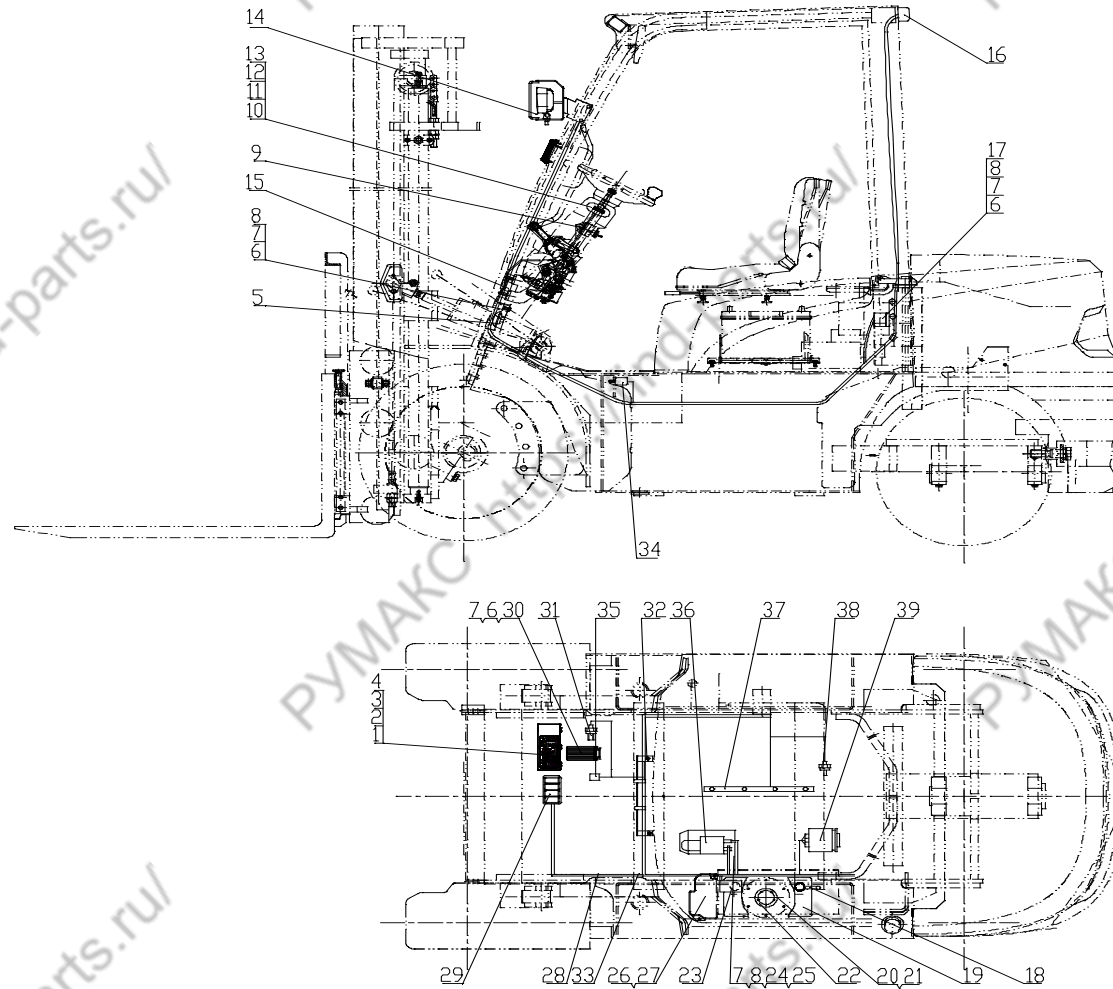


图1 电气系统

Fig.1 Electrical system

Ⓐ CPCD30/35/38-XRG71 Ⓑ CPCD30/35/38-XRG72 Ⓒ CPCD30/35/38-XRG72F Ⓓ CPCD30/35/38-XRG72J
 Ⓔ CPCD30/35/38-XRW73 Ⓕ CPCD30/35/38-XRW92F

	序号 Item	物料码 Part NO.	名称 Description	数量 Qty	备注或适用车型 Remarks Or Serial NO.
	1	207900050174	仪表总成 Instrument assy	1	见图 V, See Fig. V
	2	300040070036	螺钉M4×12 Screw M4×12	4	
	3	300030040011	垫圈 4 Washer 4	4	
	4	300030010012	垫圈 4 Washer 4	4	
	5	207900130006	喇叭 Horn	1	见图 III, See Fig. III
	6	300010120005	螺栓M8×16 Bolt M8×16	5/2	Ⓔ 2个
	7	300030010015	垫圈 8 Washer 8	7/4	Ⓔ 4个
	8	300030040014	垫圈 8 Washer 8	4	
	9	207200030016	预热起动开关 Pre-heat & start switch	1	
	10	207200020024	组合开关总 Combination Switch assy	1	见图 IV, See Fig. IV
	11	300030010013	垫圈 5 Washer 5	4	
	12	300030040012	垫圈 5 Washer 5	4	
	13	300040070007	螺钉M5×10 Screw M5×10	4	
	14	207600020169	前灯总成 Front lamp-assy	1	见图 I, See Fig. I
	15	207900080028	扎带 Tie	5	

图1 电气系统

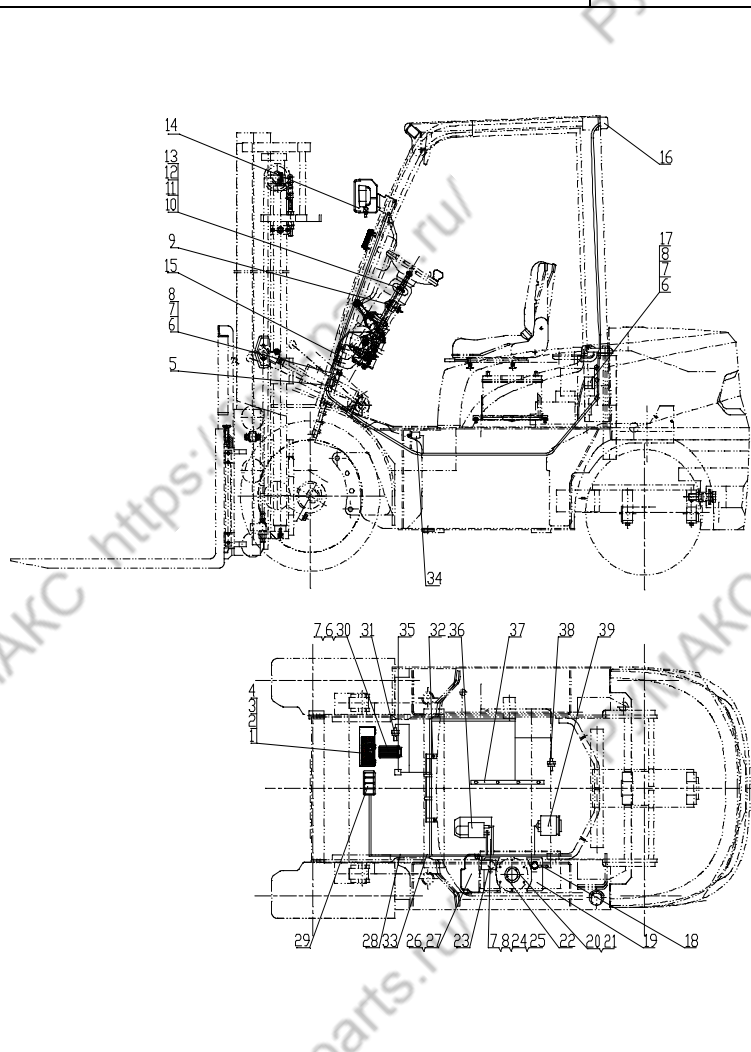
Fig.1 Electrical system

Ⓐ CPCD30/35/38-XRG71 Ⓑ CPCD30/35/38-XRG72 Ⓒ CPCD30/35/38-XRG72F Ⓓ CPCD30/35/38-XRG72J
 Ⓔ CPCD30/35/38-XRW73 Ⓕ CPCD30/35/38-XRW92F

	序号 Item	物料码 Part NO.	名称 Description	数量 Qty	备注或适用车型 Remarks Or Serial NO.
	16	207600040099	后灯总成 Rear lamps assy	1	见图 II, See Fig. II
	17	207900120038	倒车蜂鸣器 Reversing Buzzer	1	
	18	207700040004	蓄电池负极引线 Cable, Battery(-)	1	
	19	207500030002	少维护蓄电池 Battery, Low-Maintenance	1	12V90Ah
	20	300040170019	螺钉M5×12 Screw M5×12	5	
	21	300030140015	垫圈 5 Washer 5	5	
	22	207300010060	油量传感器 Fuel sensor	1	
	23	300010040165	螺栓M8×12 Bolt M8×12	1	
	24	207700100002	起动机接地线 Ground wire, Starter	1	
	25	207400010213	控制盒总成 Control box assy	1	见图VIII, See Fig.VIII
	26	310070030007	螺钉组件 Screw components	2	
	27	207100012650	车身主线束 Main wire-harness	1	Ⓐ Ⓑ Ⓒ Ⓓ
	27	207100013297	车身主线束 Main wire-harness	1	Ⓔ
	28	207200060043	四卡翘板开关 Four Cards rocker switch	1	见图VI, See Fig.VI
	29	207200090032	油温报警器 Fuel temperature warning	1	Ⓐ Ⓑ Ⓓ Ⓔ

图1 电气系统
Fig.1 Electrical system

Ⓐ CPCD30/35/38-XRG71 Ⓑ CPCD30/35/38-XRG72 Ⓒ CPCD30/35/38-XRG72F Ⓓ CPCD30/35/38-XRG72J
Ⓔ CPCD30/35/38-XRW73 Ⓕ CPCD30/35/38-XRW92F



序号 Item	物料码 Part NO.	名称 Description	数量 Qty	备注或适用车型 Remarks Or Serial NO.
30	207100010460	主线束固定支架 Harness fixing support	1	Ⓐ Ⓑ Ⓒ Ⓓ Ⓕ
30	207100010464	主线束固定支架 Harness fixing support	1	Ⓔ
31	207900080013	捆线带 Tie line	14	
32	207200080035	制动灯开关 Brake switch	1	
33	207700060087	蓄电池正极引线 Cable, Battery(+)	1	Ⓐ Ⓑ Ⓒ Ⓓ Ⓕ
33	207700060019	蓄电池正极引线 Cable, Battery(+)	1	Ⓔ
34	207900310005	油门踏板 Accelerator pedal	1	
35	207200090052	油温报警器 Fuel temperature warning	1	Ⓒ Ⓕ
36		换向电磁阀 Electrom agnetic reversing valves	1	变速箱配 Supply by transmission box
37		起动机 Starter	1	发动机配套 Supply by engine
38		预热塞 Glow plug	1	发动机配套 Supply by engine
39		水温传感器 Water temp .sending unit	1	发动机配套 Supply by engine
40		发电机 Alternator	1	发动机配套 Supply by engine

图2 电气系统
Fig.2 Electrical system

© CPCD30/35/38-XRW43

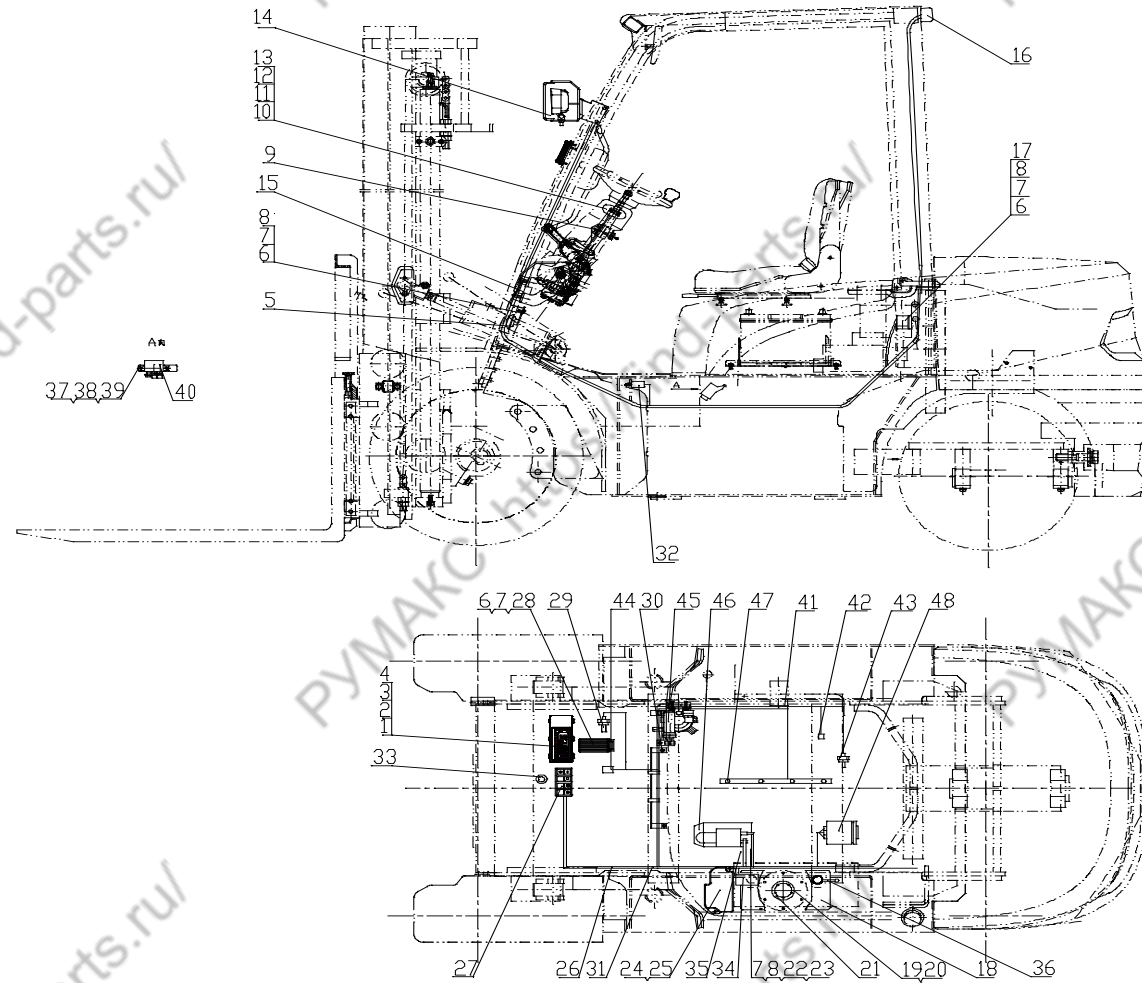


图2 电气系统
Fig.2 Electrical system

Ⓔ CPCD30/35/38-XRW43

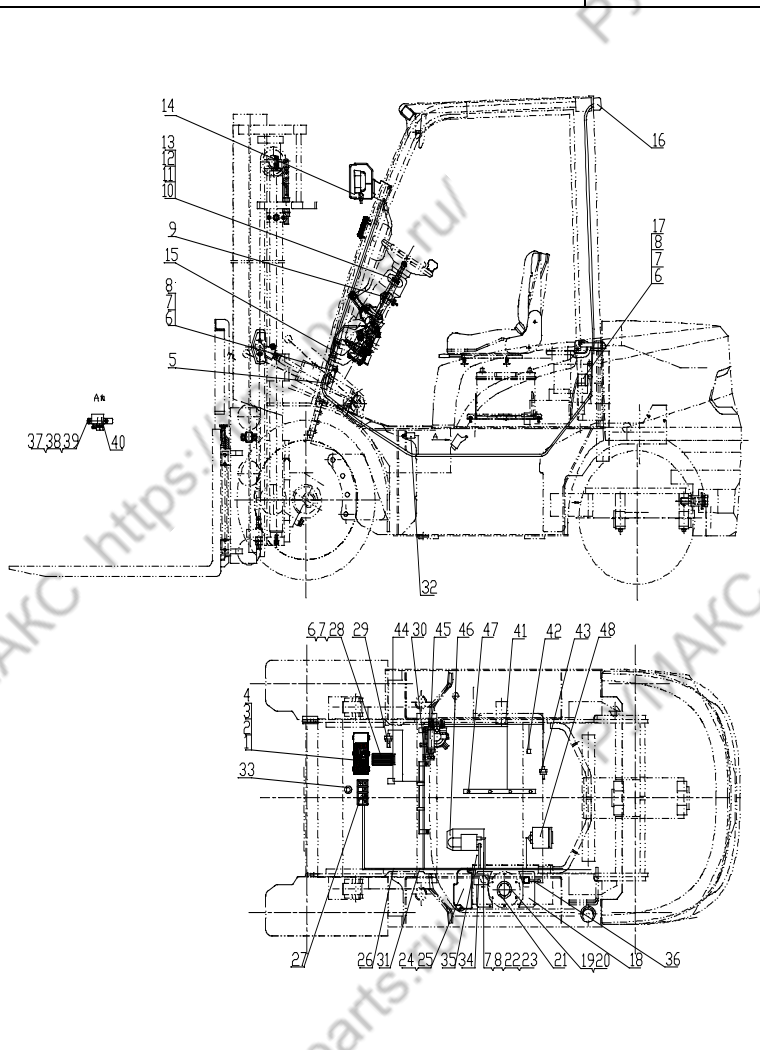
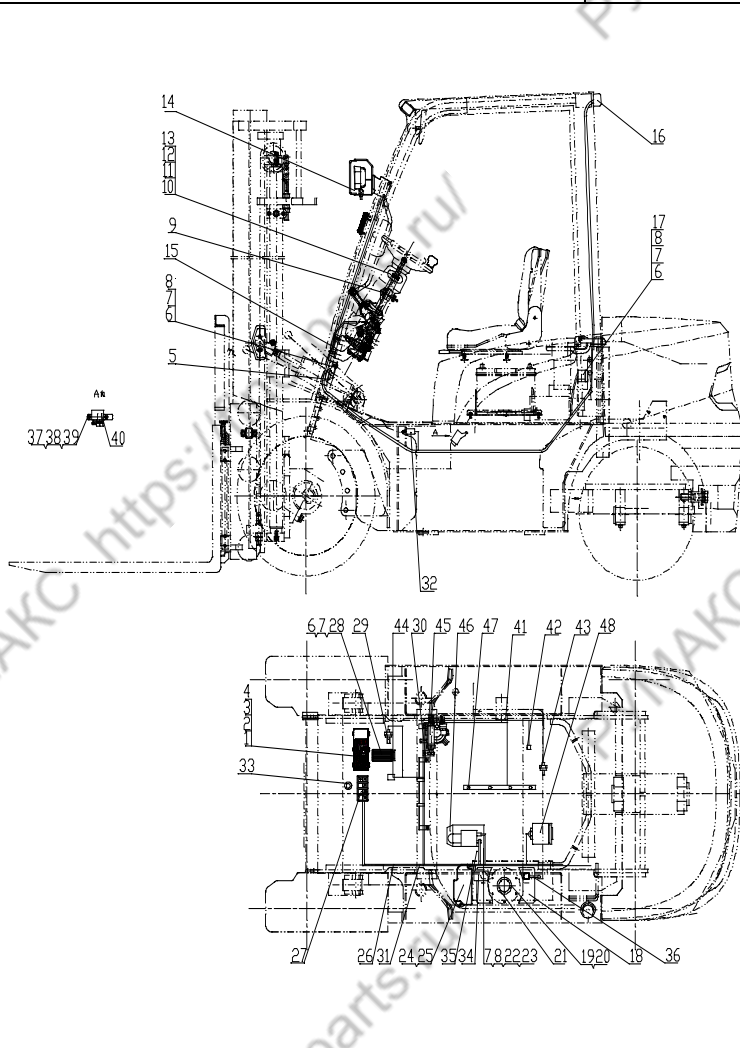
	序号 Item	物料码 Part NO.	名称 Description	数量 Qty	备注或适用车型 Remarks Or Serial NO.
	1	207900050174	仪表总成 Instrument assy	1	见图 V ,See Fig. V
	2	300040070036	螺钉M4×12 Screw M4×12	4	
	3	300030040011	垫圈 4 Washer 4	4	
	4	300030010012	垫圈 4 Washer 4	4	
	5	207900130006	喇叭 Horn	1	见图III, See Fig.III
	6	300010120005	螺栓M8×16 Bolt M8×16	5	
	7	300030010015	垫圈 8 Washer 8	7	
	8	300030040014	垫圈 8 Washer 8	4	
	9	207200030016	预热起动开关 Pre-heat & start switch	1	
	10	207200020024	组合开关总 Combination Switch assy	1	见图IV, See Fig.IV
	11	300030010013	垫圈 5 Washer 5	4	
	12	300030040012	垫圈 5 Washer 5	4	
	13	300040070007	螺钉M5×10 Screw M5×10	4	
	14	207600020169	前灯总成 Front lamp-assy	1	见图 I , See Fig. I
	15	207900080028	扎带 Tie	5	

图2 电气系统
Fig.2 Electrical system

Ⓔ CPCD30/35/38-XRW43



序号 Item	物料码 Part NO.	名称 Description	数量 Qty	备注或适用车型 Remarks Or Serial NO.
16	207600040099	后灯总成 Rear lamps assy	1	见图 II, See Fig. II
17	207900120038	倒车蜂鸣器 Reversing Buzzer	1	
18	207500010022	免维护蓄电池 Battery, Free-Maintenance	1	12V90Ah
19	300040170019	螺钉M5×12 Screw M5×12	5	
20	300030140015	垫圈 5 Washer 5	5	
21	207300010060	油量传感器 Fuel sensor	1	
22	207700100010	起动机接地线 Ground wire, Starter	1	
23	300010040165	螺栓M8×12 Bolt M8×12	1	
24	207400010216	控制盒总成 Control box assy	1	见图 IX, See Fig. IX
25	310070030007	螺钉组件 Screw components	2	
26	207100012657	车身主线束 Main wire-harness	1	
27	207200060159	四卡翘板开关 Four Cards rocker switch	1	见图 VI, See Fig. VI
28	207200090032	油温报警器 Fuel temperature warning	1	
29	207900310004	电子油门踏板 Electronic Accelerator pedal	1	
30	207100010464	主线束固定支架 Harness fixing support	1	

图2 电气系统
Fig.2 Electrical system

Ⓔ CPCD30/35/38-XRW43

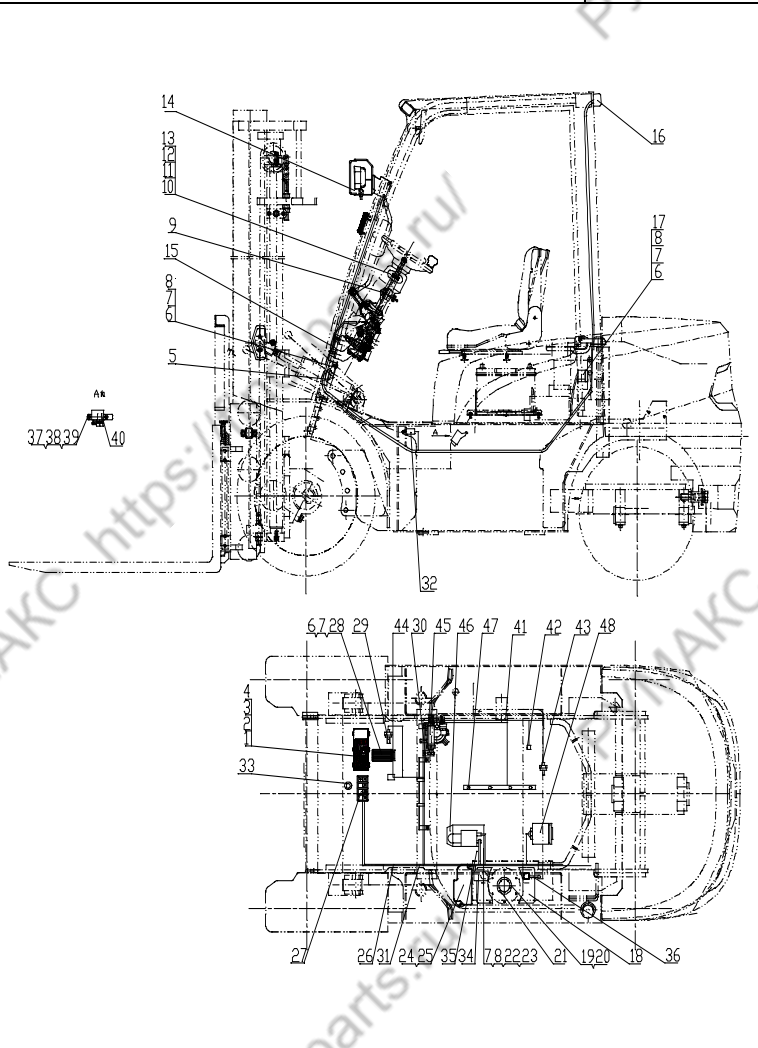
	序号 Item	物料码 Part NO.	名称 Description	数量 Qty	备注或适用车型 Remarks Or Serial NO.
	31	207900080013	捆线带 Tie line	14	
	32	207200080035	制动灯开关 Brake switch	1	
	33	207200050001	紧急断电开关 Emergency power off switch	1	
	34	207700050044	蓄电池接电源开关线 Battery to power switch line	1	
	35	207700020020	电源开关接起动机线 Power switch to starter line	1	
	36	207700040048	蓄电池负极引线 Cable, Battery(-)	1	
	37	300030010014	垫圈 6 Washer 6	2	
	38	300030040013	垫圈 6 Washer 6	2	
	39	300040070016	螺钉 M6×14 Screw M6×14	2	
	40	207400030040	预热继电器 12V Pre-heat Relay 12V	1	
	41	207700110007	预热线束 Preheat wire-harness	1	
	42	207300020012	油压传感器 Hydraulic Oil sensor	1	
	43	207300050030	水温传感器 Water temp. sensor	1	
	44		换向电磁阀 Electromagnetic reversing valves	1	变速箱配 Supply by transmission box
	45		油水分离报警 Water-oil separation alarm	1	发动机配 Supply by engine

图3 电气系统
Fig.3 Electrical system

Ⓜ CPCD30/35/38-XRW56 Ⓜ CPCD30/35/38-XRW56B Ⓜ CPCD30/35/38-XRW56F

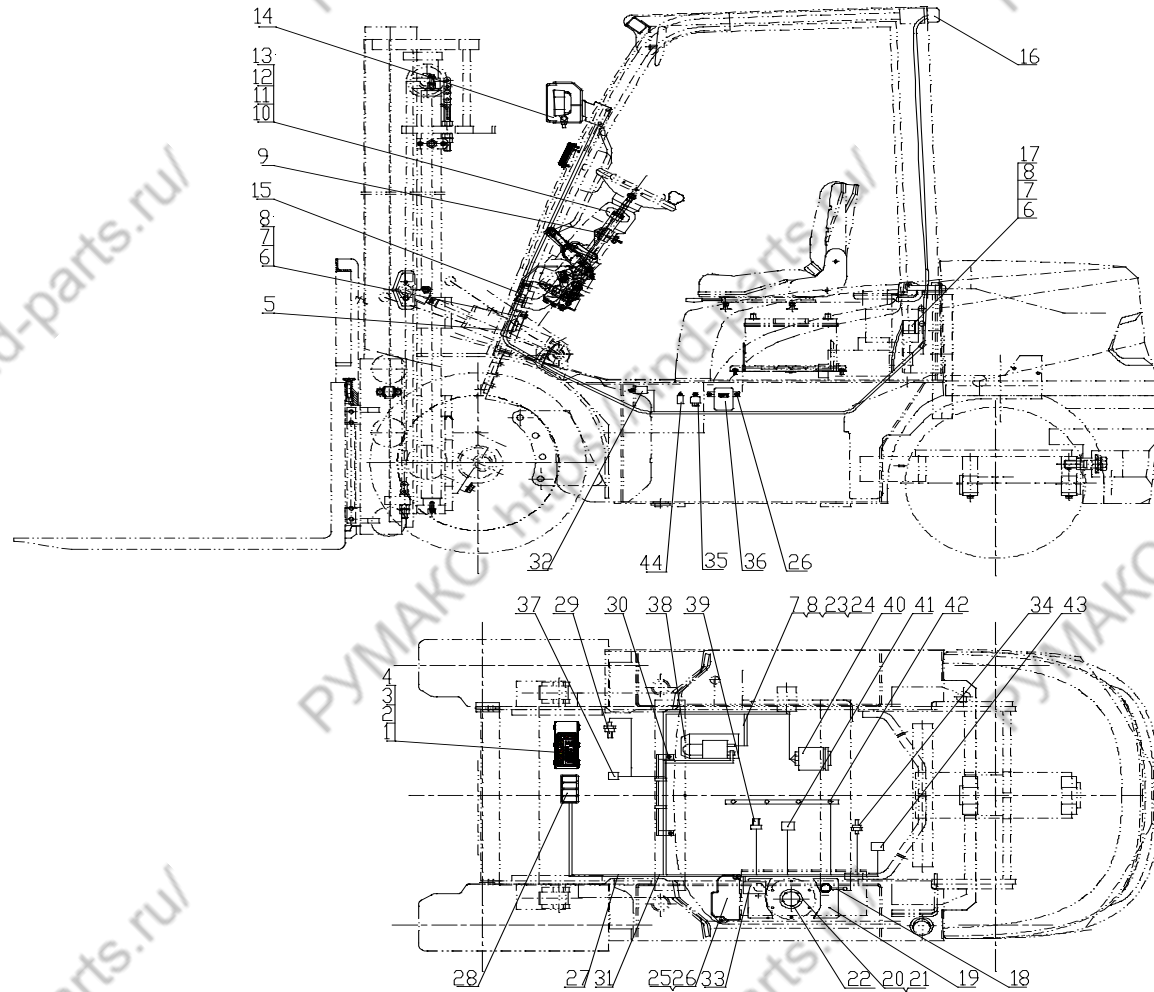


图3 电气系统
Fig.3 Electrical system

Ⓗ CPCD30/35/38-XRW56 Ⓘ CPCD30/35/38-XRW56B Ⓣ CPCD30/35/38-XRW56F

序号 Item	物料码 Part NO.	名称 Description	数量 Qty	备注或适用车型 Remarks Or Serial NO.
1	207900050174	仪表总成 Instrument assy	1	见图 V ,See Fig. V
2	300040070036	螺钉M4×12 Screw M4×12	4	
3	300030040011	垫圈 4 Washer 4	4	
4	300030010012	垫圈 4 Washer 4	4	
5	207900130006	喇叭 Horn	1	见图III, See Fig.III
6	300010120005	螺栓M8×16 Bolt M8×16	2	
7	300030010015	垫圈 8 Washer 8	4	
8	300030040014	垫圈 8 Washer 8	4	
9	207200030016	预热起动开关 Pre-heat & start switch	1	
10	207200020024	组合开关总 Combination Switch assy	1	见图IV, See Fig.IV
11	300030010013	垫圈 5 Washer 5	4	
12	300030040012	垫圈 5 Washer 5	4	
13	300040070007	螺钉M5×10 Screw M5×10	4	
14	207600020169	前灯总成 Front lamp-assy	1	见图 I , See Fig. I
15	207900080028	扎带 Tie	5	

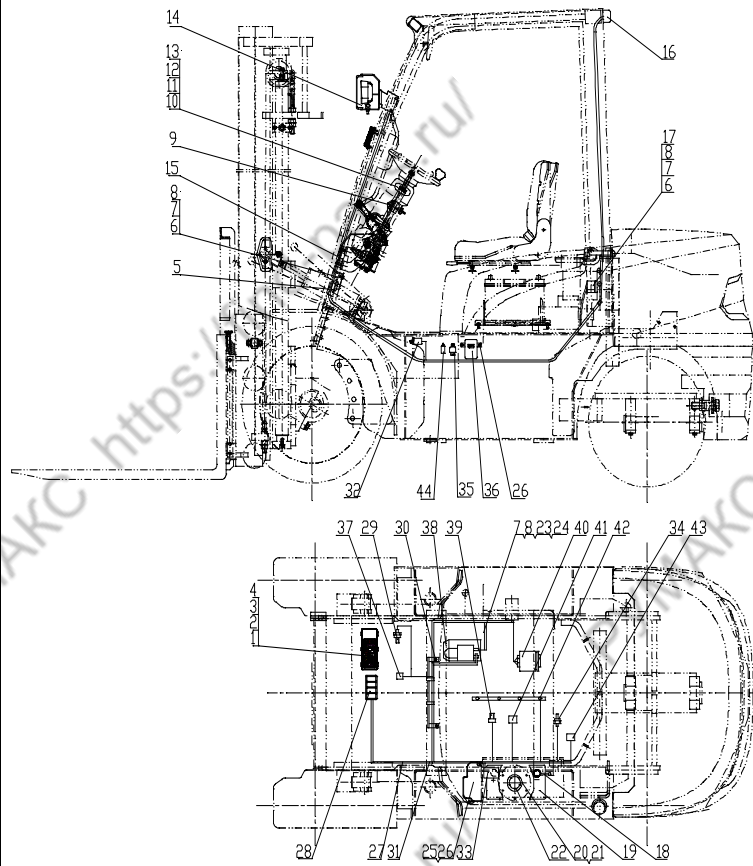


图3 电气系统
Fig.3 Electrical system

Ⓜ CPCD30/35/38-XRW56 Ⓜ CPCD30/35/38-XRW56B Ⓜ CPCD30/35/38-XRW56F

序号 Item	物料码 Part NO.	名称 Description	数量 Qty	备注或适用车型 Remarks Or Serial NO.
16	207600040099	后灯总成 Rear lamps assy	1	见图 II, See Fig. II
17	207900120038	倒车蜂鸣器 Reversing Buzzer	1	
18	207700040004	蓄电池负极引线 Cable, Battery(-)	1	
19	207500030002	少维护蓄电池 Battery, Low-Maintenance	1	12V90Ah
20	300040170019	螺钉M5×12 Screw M5×12	5	
21	300030140015	垫圈 5 Washer 5	5	
22	207300010060	油量传感器 Fuel sensor	1	
23	300010040165	螺栓M8×12 Bolt M8×12	1	
24	207700100002	起动机接地线 Ground wire, Starter	1	
25	207400010213	控制盒总成 Control box assy	1	见图VIII, See Fig.VIII
26	310070030007	螺钉组件 Screw components	6	
27	207100012675	车身主线束 Main wire-harness	1	Ⓜ Ⓜ2
27	207100013259	车身主线束 Main wire-harness	1	Ⓜ1
28	207200060043	四卡翘板开关 Four Cards rocker switch	1	见图VI, See Fig.VI
29	207200090032	油温报警器 Fuel temperature warning	1	Ⓜ Ⓜ2

图3 电气系统
Fig.3 Electrical system

Ⓘ CPCD30/35/38-XRW56 Ⓜ CPCD30/35/38-XRW56B Ⓝ CPCD30/35/38-XRW56F

序号 Item	物料码 Part NO.	名称 Description	数量 Qty	备注或适用车型 Remarks Or Serial NO.
	30	主线束固定支架 Harness fixing support	1	
	31	捆线带 Tie line	14	
	32	制动灯开关 Brake switch	1	
	33	蓄电池正极引线 Cable, Battery(+)	1	
	34	水温传感器 Water temp. sensor	1	
	35	通用继电器 Universal relay	1	
	36	预热定时器 12V Preheat timer 12V	1	
	37	换向电磁阀 Electromagnetic reversing valves	1	变速箱配 Supply by transmission box
	38	起动机 Starter	1	发动机配套 Supply by engine
	39	燃油切断开关 Fuel oil cut-off switch	1	发动机配套 Supply by engine
	40	发电机 Alternator	1	发动机配套 Supply by engine
	41	油压报警器 Hydraulic Oil alarm	1	发动机配 Supply by engine
	42	预热塞 Glow plug	1	发动机配套 Supply by engine
	43	油水分离报警 Water-oil separation alarm	1	发动机配 Supply by engine
	44	时间继电器 Time relay	1	发动机配 Supply by engine

图4 电气系统

Fig.4 Electrical system

① CPQD30/35/38-XRW22 ② CPQYD30/35/38-XRW22 ③ CPQD30/35/38-XRW22B

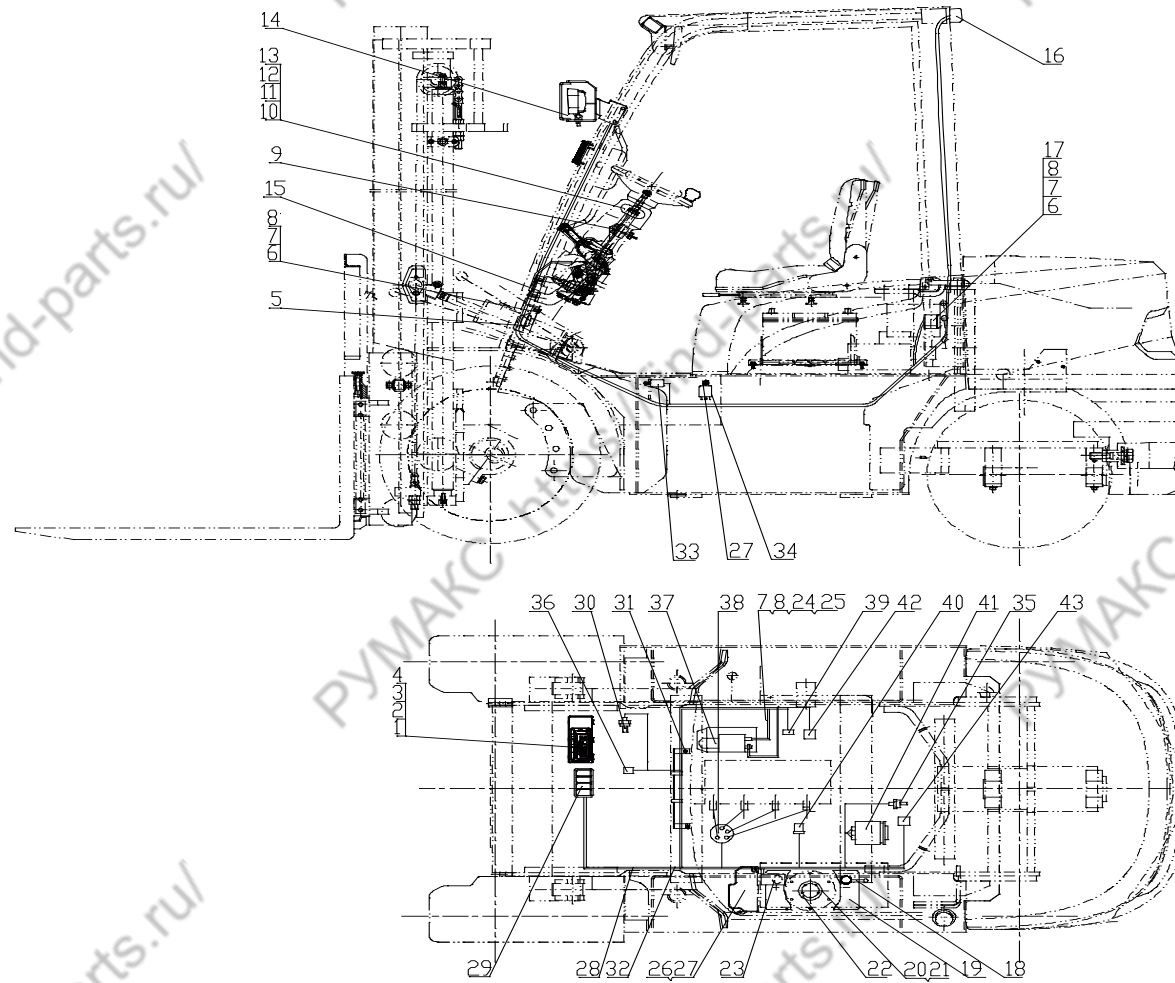
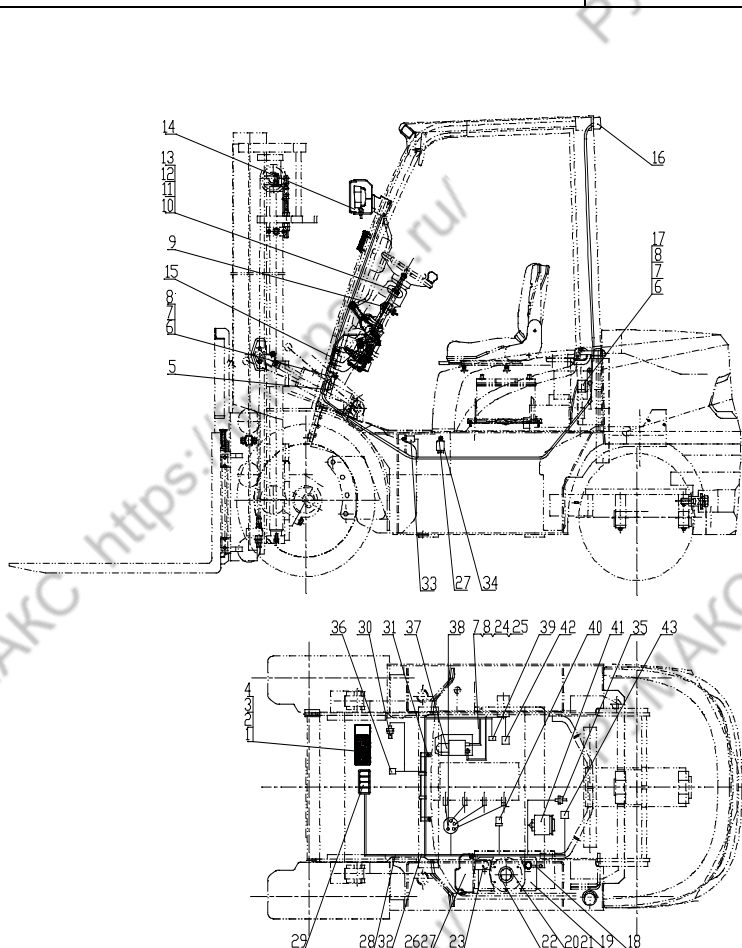


图4 电气系统
Fig.4 Electrical system

① CPQD30/35/38-XRW22 ② CPQYD30/35/38-XRW22 ③ CPQD30/35/38-XRW22B

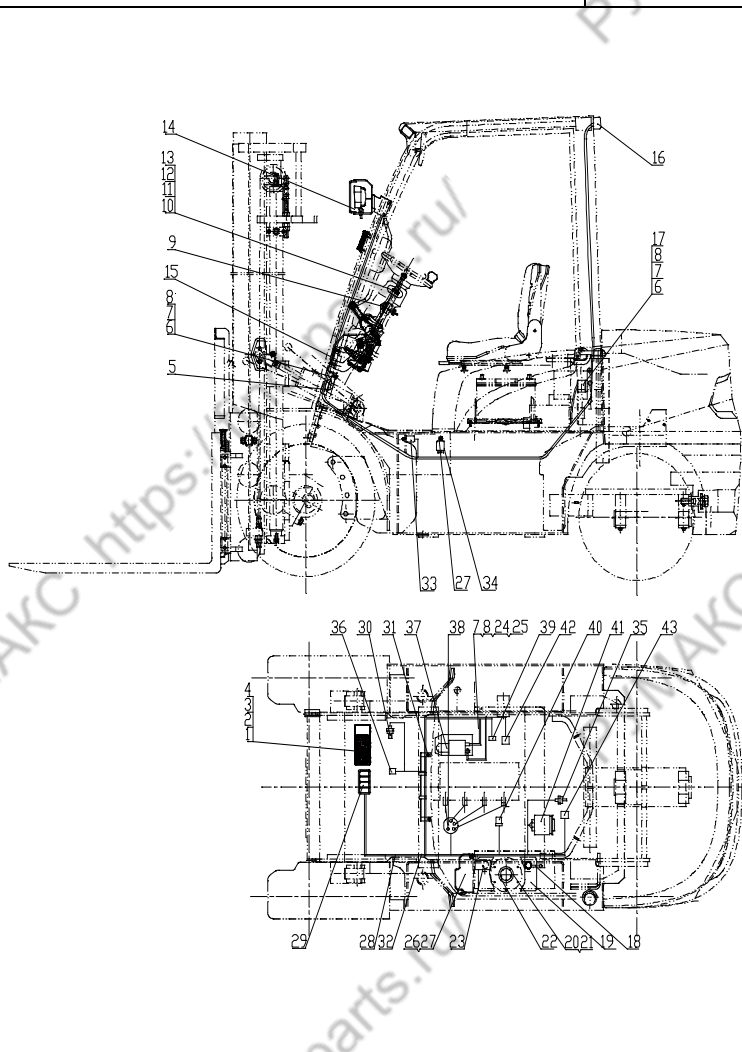


序号 Item	物料码 Part NO.	名称 Description	数量 Qty	备注或适用车型 Remarks Or Serial NO.
1	207900050174	仪表总成 Instrument assy	1	见图 V ,See Fig. V
2	300040070036	螺钉M4×12 Screw M4×12	4	
3	300030040011	垫圈 4 Washer 4	4	
4	300030010012	垫圈 4 Washer 4	4	
5	207900130006	喇叭 Horn	1	见图III, See Fig.III
6	300010120005	螺栓M8×16 Bolt M8×16	2	
7	300030010015	垫圈 8 Washer 8	4	
8	300030040014	垫圈 8 Washer 8	4	
9	207200030016	预热起动开关 Pre-heat & start switch	1	
10	207200020024	组合开关总 Combination Switch assy	1	见图IV, See Fig.IV
11	300030010013	垫圈 5 Washer 5	4	
12	300030040012	垫圈 5 Washer 5	4	
13	300040070007	螺钉M5×10 Screw M5×10	4	
14	207600020169	前灯总成 Front lamp-assy	1	见图 I , See Fig. I
15	207900080028	扎带 Tie	5	

图4 电气系统

Fig.4 Electrical system

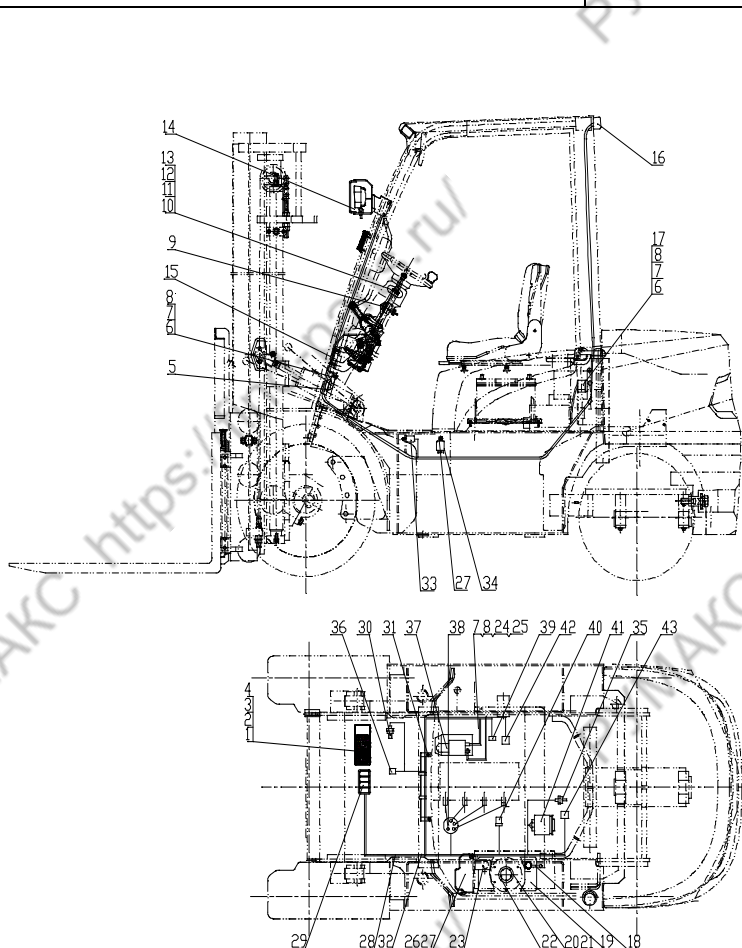
① CPQD30/35/38-XRW22 ② CPQYD30/35/38-XRW22 ③ CPQD30/35/38-XRW22B



序号 Item	物料码 Part NO.	名称 Description	数量 Qty	备注或适用车型 Remarks Or Serial NO.
16	207600040099	后灯总成 Rear lamps assy	1	见图 II, See Fig. II
17	207900120038	倒车蜂鸣器 Reversing Buzzer	1	
18	207700040004	蓄电池负极引线 Cable, Battery(-)	1	
19	207500030001	少维护蓄电池 Battery, Low-Maintenance	1	12V60Ah
20	300040170019	螺钉M5×12 Screw M5×12	5	
21	300030140015	垫圈 5 Washer 5	5	
22	207300010024	油量传感器 Fuel sensor	1	
23	207700060019	蓄电池正极引线 Cable, Battery(+)	1	
24	207700100002	起动机接地线 Ground wire, Starter	1	
25	300010040165	螺栓M8×12 Bolt M8×12	1	
26	207400010213	控制盒总成 Control box assy	1	见图VIII, See Fig.VIII
27	310070030007	螺钉组件 Screw components	4	
28	207100012688	车身主线束 Main wire-harness	1	①
28	207100012677	车身主线束 Main wire-harness	1	②
28	207100013188	车身主线束 Main wire-harness	1	③

图4 电气系统
Fig.4 Electrical system

① CPQD30/35/38-XRW22 ② CPQYD30/35/38-XRW22 ③ CPQD30/35/38-XRW22B



序号 Item	物料码 Part NO.	名称 Description	数量 Qty	备注或适用车型 Remarks Or Serial NO.
29	207200060043	四卡翘板开关 Four Cards rocker switch	1	见图VI, See Fig.VI ① ③
29	207200060232	四卡翘板开关 Four Cards rocker switch	1	见图VI, See Fig.VI ②
30		油温报警器 Fuel temperature warning	1	变速箱配 Supply by transmission box ③
30	207200090032	油温报警器 Fuel temperature warning	1	① ②
31	207100010464	主线束固定支架 Harness fixing support	1	① ②
31	209500160028	抱箍 Clamp	2	③
32	207900080013	捆线带 Tie line	14	
33	207200080035	制动灯开关 Brake switch	1	
34	207400030025	汽化器继电器 Carburetor relay	1	
35	207300050002	水温传感器 Water temp. sensor	1	
36		换向电磁阀 Electromagnetic reversing valves	1	变速箱配 Supply by transmission box
37		起动机 Starter	1	发动机配套 Supply by engine
38		分电器 Distributor	1	发动机配 Supply by engine
39		汽化器 Carburetor	1	发动机配 Supply by engine
40		油压报警器 Hydraulic Oil alarm	1	发动机配 Supply by engine

图5 电气系统
Fig.5 Electrical system

Ⓐ CPC30/35/38-XRG71 Ⓑ CPC30/35/38-XRG72 Ⓒ CPC30/35/38-XRG72J

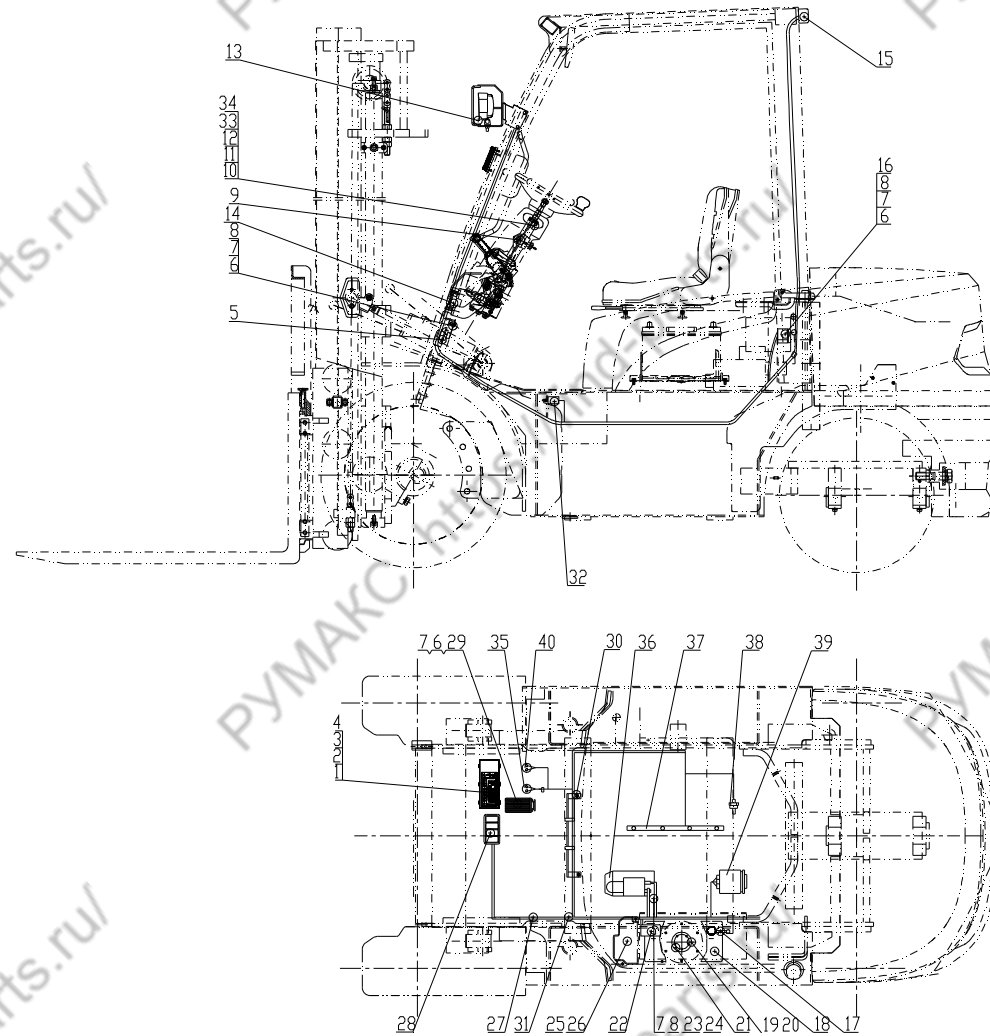


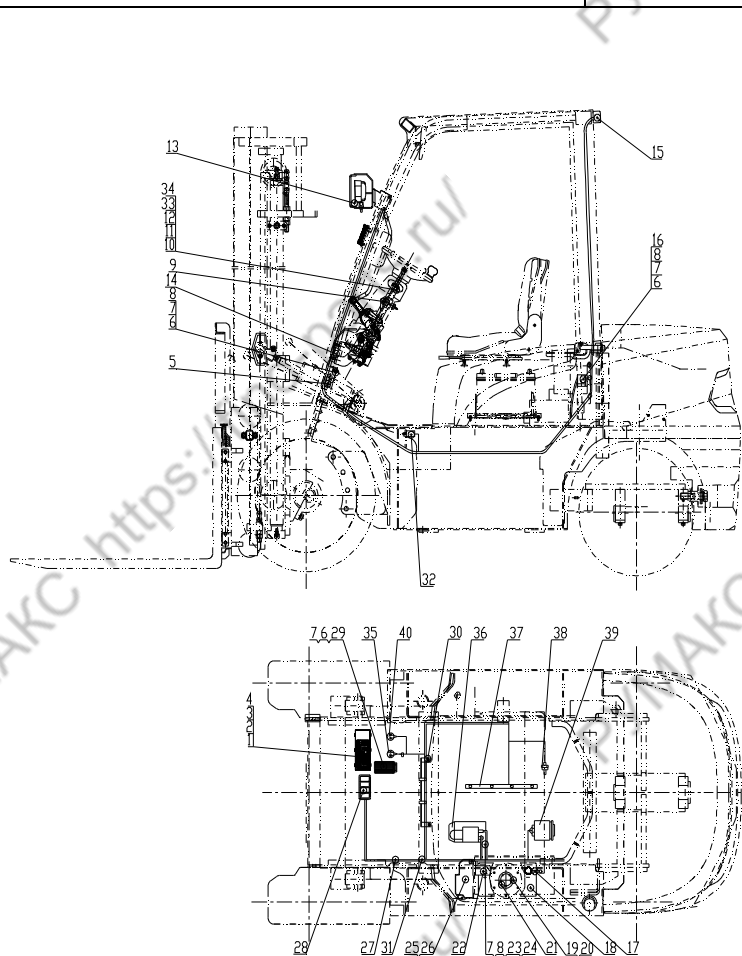
图5 电气系统
Fig.5 Electrical system

Ⓐ CPC30/35/38-XRG71 Ⓑ CPC30/35/38-XRG72 Ⓒ CPC30/35/38-XRG72J

序号 Item	物料码 Part NO.	名称 Description	数量 Qty	备注或适用车型 Remarks Or Serial NO.
1	207900050174	仪表总成 Instrument assy	1	见图 V ,See Fig. V
2	300040070036	螺钉M4×12 Screw M4×12	4	
3	300030040011	垫圈 4 Washer 4	4	
4	300030010012	垫圈 4 Washer 4	4	
5	207900130006	喇叭 Horn	1	见图 III, See Fig. III
6	300010120005	螺栓M8×16 Bolt M8×16	5	
7	300030010015	垫圈 8 Washer 8	7	
8	300030040014	垫圈 8 Washer 8	4	
9	207200030016	预热起动开关 Pre-heat & start switch	1	
10	300030010013	垫圈 5 Washer 5	4	
11	300030040012	垫圈 5 Washer 5	4	
12	300040070007	螺钉M5×10 Screw M5×10	4	
13	207600020169	前灯总成 Front lamp-assy	1	见图 I , See Fig. I
14	207900080028	扎带 Tie	5	
15	207600040099	后灯总成 Rear lamps assy	1	见图 II , See Fig. II

图5 电气系统
Fig.5 Electrical system

Ⓐ CPC30/35/38-XRG71 Ⓑ CPC30/35/38-XRG72 Ⓒ CPC30/35/38-XRG72J

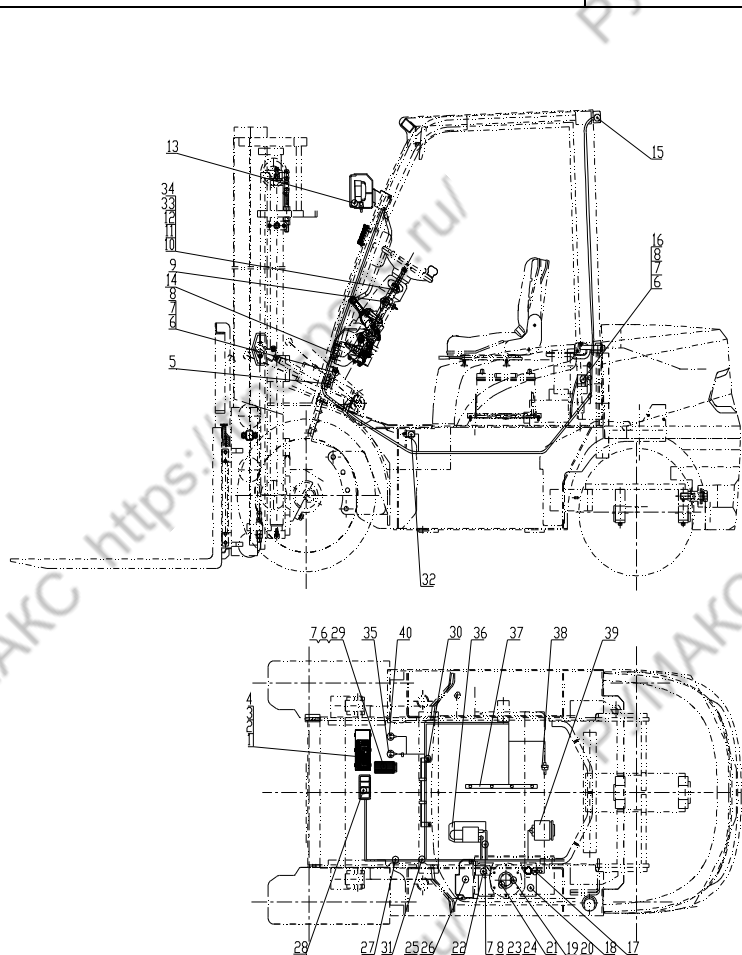


序号 Item	物料码 Part NO.	名称 Description	数量 Qty	备注或适用车型 Remarks Or Serial NO.
16	207900120038	倒车蜂鸣器 Reversing Buzzer	1	
17	207700040004	蓄电池负极引线 Cable, Battery(-)	1	
18	207500030002	少维护蓄电池 Battery, Low-Maintenance	1	12V90Ah
19	300040170019	螺钉M5×12 Screw M5×12	5	
20	300030140015	垫圈 5 Washer 5	5	
21	207300010060	油量传感器 Fuel sensor	1	
22	207700060087	蓄电池正极引线 Cable, Battery(+)	1	
23	207700100002	起动机接地线 Ground wire, Starter	1	
24	300010040165	螺栓M8×12 Bolt M8×12	1	
25	207400010239	控制盒总成 Control box assy	1	见图XI, See Fig.XI.
26	310070030007	螺钉组件 Screw components	2	
27	207100012813	车身主线束 Main wire-harness	1	
28	207200060043	四卡翘板开关 Four Cards rocker switch	1	见图VI, See Fig.VI
29	207900310005	油门踏板 Accelerator pedal	1	
30	207100010461	主线束固定支架 Harness fixing support	1	

图5 电气系统

Fig.5 Electrical system

Ⓐ CPC30/35/38-XRG71 Ⓑ CPC30/35/38-XRG72 Ⓒ CPC30/35/38-XRG72J



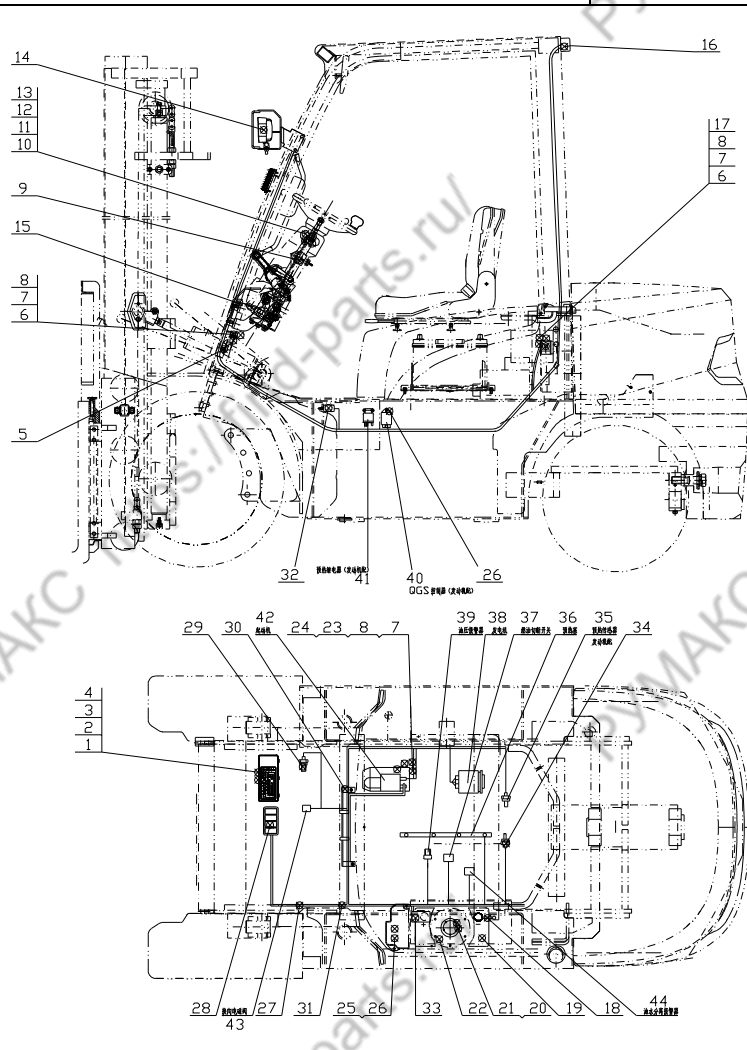
序号 Item	物料码 Part NO.	名称 Description	数量 Qty	备注或适用车型 Remarks Or Serial NO.
31	207900080013	捆线带 Tie line	14	
32	207200080035	制动灯开关 Brake switch	1	
33	207200010056	转向灯开关 Steering lamp switch	1	见图 X, See Fig. X
34	202100120006	盖子 Cap	1	
35		倒车灯开关 Backup light switch	1	变速箱配 Supply by transmission box
36		起动机 Starter	1	发动机配套 Supply by engine
37		预热塞 Glow plug	1	发动机配套 Supply by engine
38		水温传感器 Water temp .sending unit	1	发动机配套 Supply by engine
39		发电机 Alternator	1	发动机配套 Supply by engine
40		空档起步开关 Neutral start switch	1	变速箱配 Supply by transmission box

图6 电气系统
Fig.6 Electrical system

© CPCD30-XRW10

©1 CPCD30/35/38-XRW10B ©2 CPCD30-XRW10F

©3 CPC30-XRW10



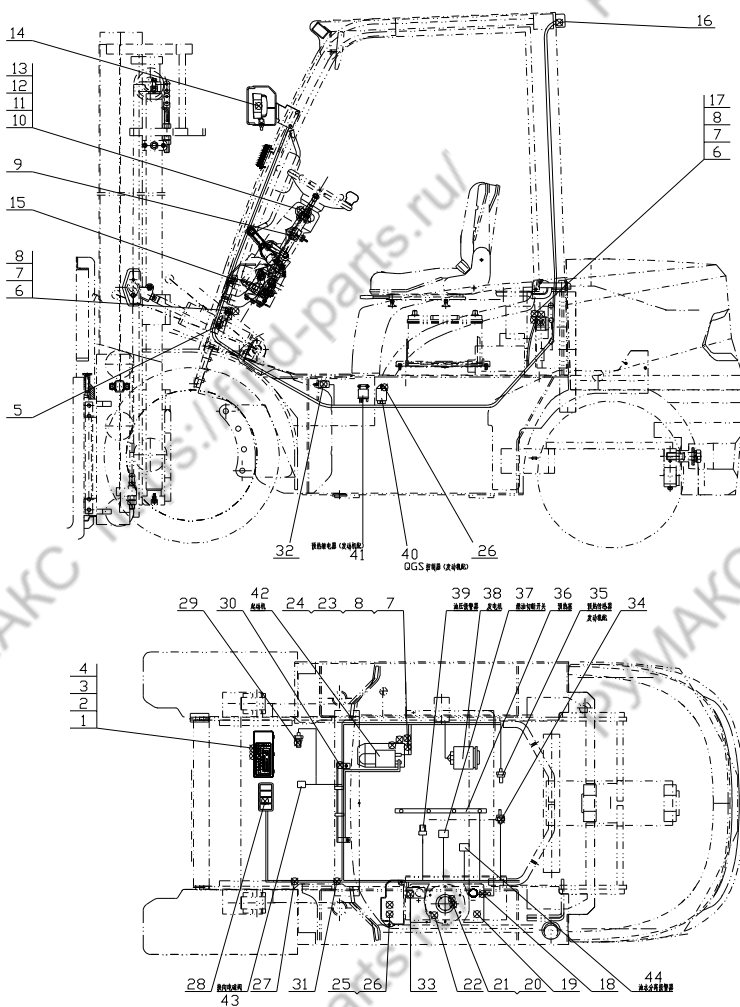
序号 Item	物料码 Part NO.	名称 Description	数量 Qty	备注或适用车型 Remarks Or Serial NO.
1	207900050174	仪表总成 Instrument assy	1	见图 V ,See Fig. V
2	300040070036	螺钉M4×12 Screw M4×12	4	
3	300030040011	垫圈 4 Washer 4	4	
4	300030010012	垫圈 4 Washer 4	4	
5	207900130006	喇叭 Horn	1	见图III, See Fig. III
6	300010120005	螺栓M8×16 Bolt M8×16	2	
7	300030010015	垫圈 8 Washer 8	4	
8	300030040014	垫圈 8 Washer 8	4	
9	207200030016	预热起动开关 Pre-heat & start switch	1	
10	207200020024	组合开关总 Combination Switch assy	1	© ©1
10	207200010056	转向灯开关 Steering lamp switch	1	©3
11	300030010013	垫圈 5 Washer 5	4	
12	300030040012	垫圈 5 Washer 5	4	
13	300040070007	螺钉M5×10 Screw M5×10	4	
14	207600020169	前灯总成 Front lamp-assy	1	

图6 电气系统
Fig.6 Electrical system

© CPCD30-XRW10

©1 CPCD30/35/38-XRW10B ©2 CPCD30-XRW10F

©3 CPC30-XRW10



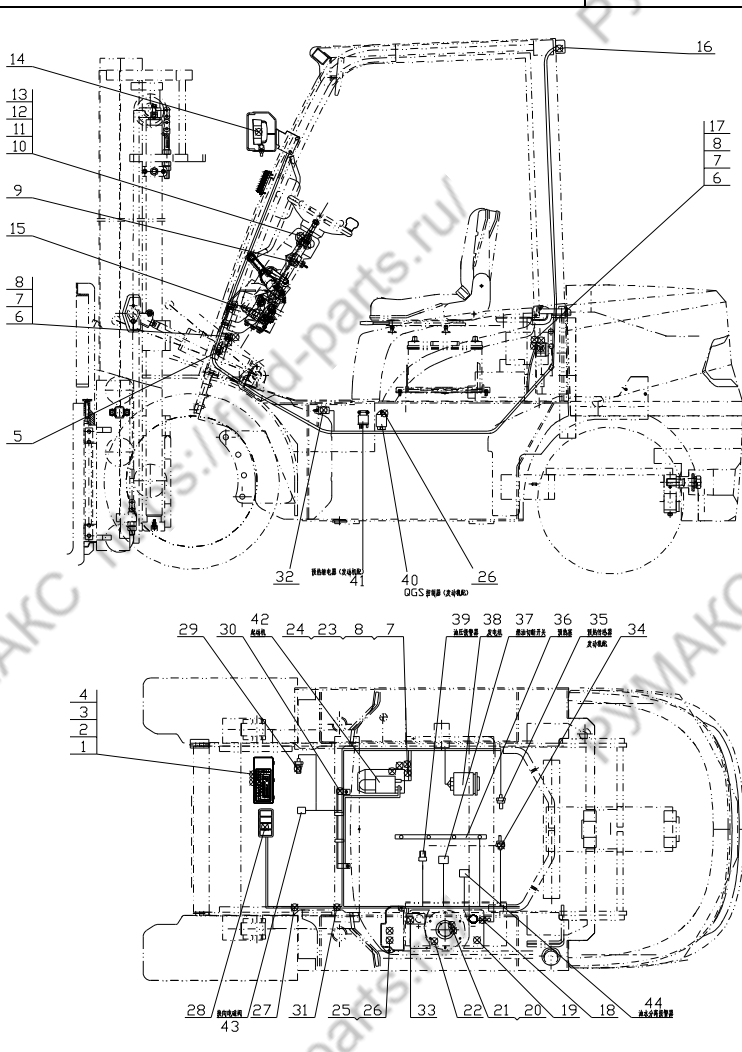
序号 Item	物料码 Part NO.	名称 Description	数量 Qty	备注或适用车型 Remarks Or Serial NO.
15	207900080028	扎带 Tie	5	
16	207600040099	后灯总成 Rear lamps assy	1	见图 II, See Fig. II
17	207900120038	倒车蜂鸣器 Reversing Buzzer	1	
18	207700040004	蓄电池负极引线 Cable, Battery(-)	1	
19	207500030002	少维护蓄电池 Battery, Low-Maintenance	1	12V90Ah
20	300040170019	螺钉M5×12 Screw M5×12	5	
21	300030140015	垫圈 5 Washer 5	5	
22	207300010060	油量传感器 Fuel sensor	1	
23	300010040165	螺栓M8×12 Bolt M8×12	1	
24	207700100002	起动机接地线 Ground wire, Starter	1	
25	207400010213	控制盒总成 Control box assy	1	© ©1 见图 VIII, See Fig. VIII
25	207400010239	控制盒总成 Control box assy	1	©3 见图 XI, See Fig. XI
26	310070030007	螺钉组件 Screw components	9	
27	207100012942	车身主线束 Main wire-harness	1	© ©2
27	207100012991	车身主线束 Main wire-harness	1	©3

图6 电气系统
Fig.6 Electrical system

© CPCD30-XRW10

©1 CPCD30/35/38-XRW10B ©2 CPCD30-XRW10F

©3 CPC30-XRW10



序号 Item	物料码 Part NO.	名称 Description	数量 Qty	备注或适用车型 Remarks Or Serial NO.
27	207100013045	车身主线束 Main wire-harness	1	©1
28	207200060043	四卡翘板开关 Four Cards rocker switch	1	见图VI, See Fig.VI
29	207200090032	油温报警器 Fuel temp alarm	1	
30	207100010464	主线束固定支架Support, Main wire-harness	14	© ©1 ©2
30	207100010460	主线束固定支架Support, Main wire-harness	14	©3
31	207900080013	捆线带 Line bundle with	1	© ©1 ©2
31	207900080013	捆线带 Line bundle with	14	©3
32	207200080035	制动灯开关 Brake lamp switch	1	
33	207700060019	蓄电池正极引线 Cable, Battery(+)	1	
34	207300050012	水温传感器 Water temp sensor	1	
35		预热传感器 Preheating sensor	1	发动机配 Supply by engine
36		预热塞 Glow plug	1	发动机配 Supply by engine
37		燃油切断开关Fuel disconnecting switch	1	发动机配 Supply by engine
38		发电机 Alternator	1	发动机配 Supply by engine
39		油压报警器 Hydraulic Oil alarm	1	发动机配 Supply by engine

图7 电气系统
Fig.7 Electrical system

① CPCD30/35/38-XRW33B ② CPCD30/35/38-XRW33F

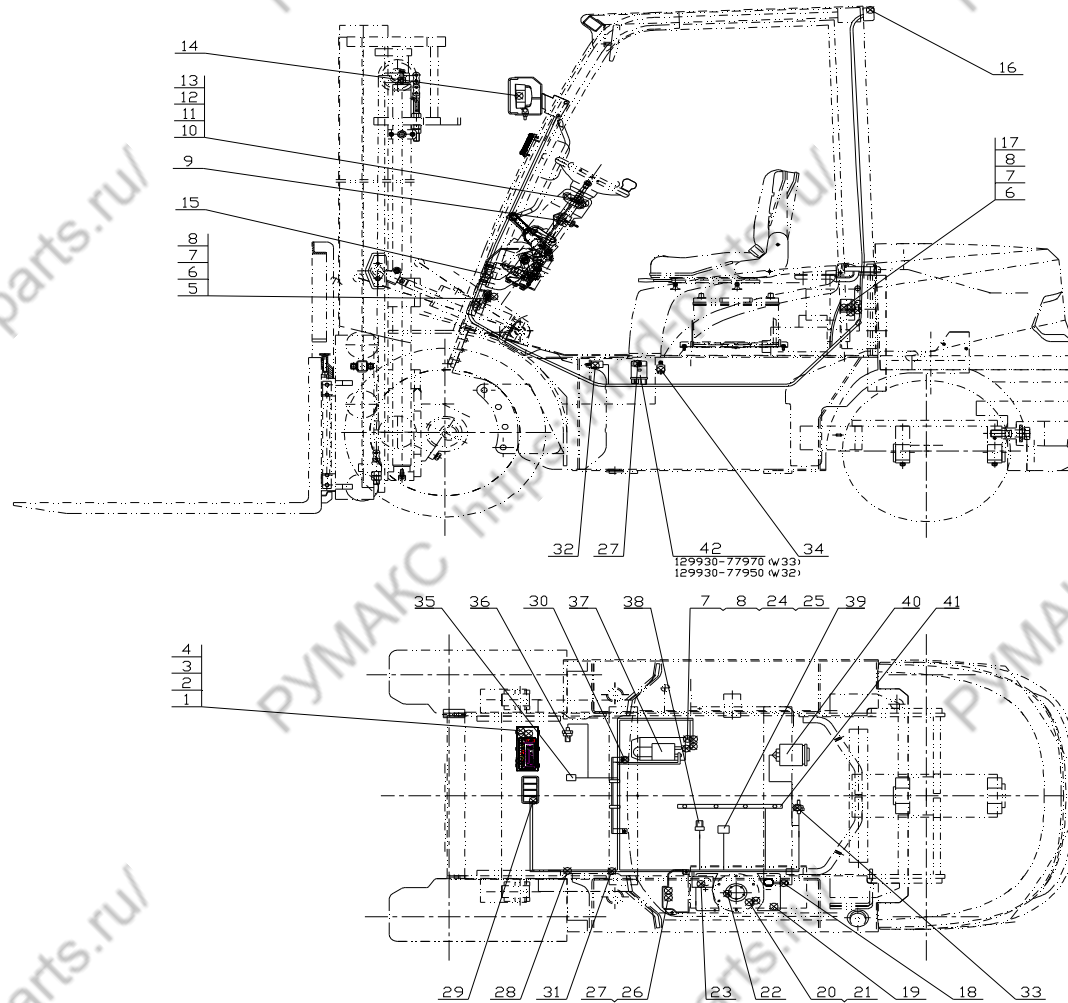
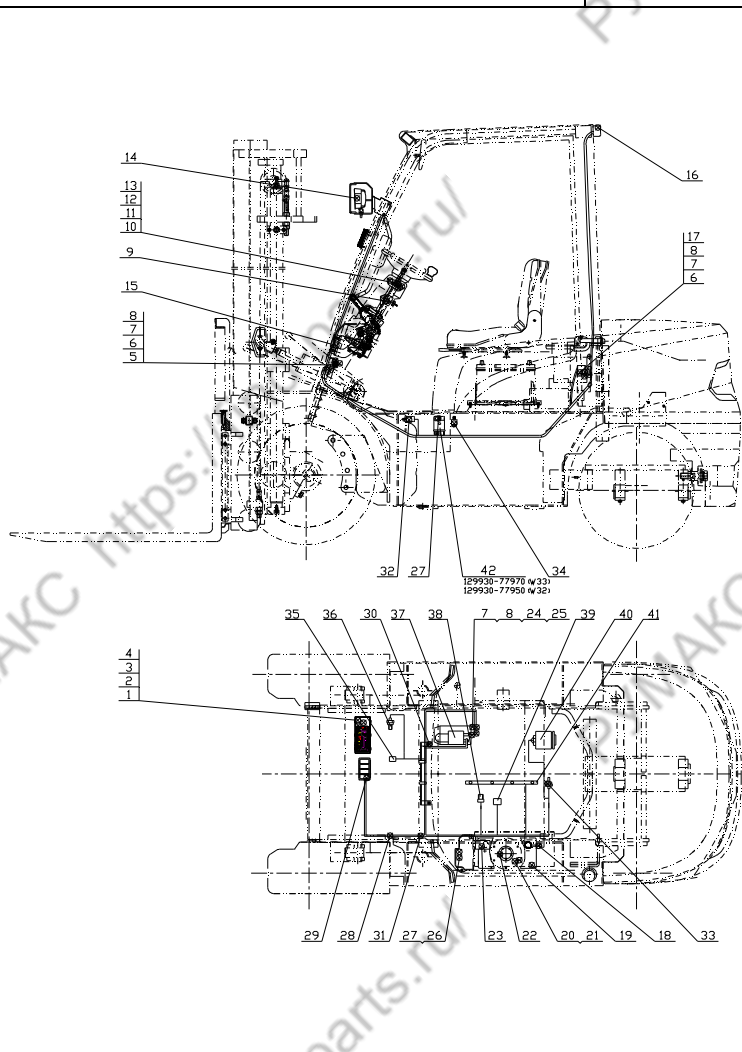


图7 电气系统
Fig.7 Electrical system

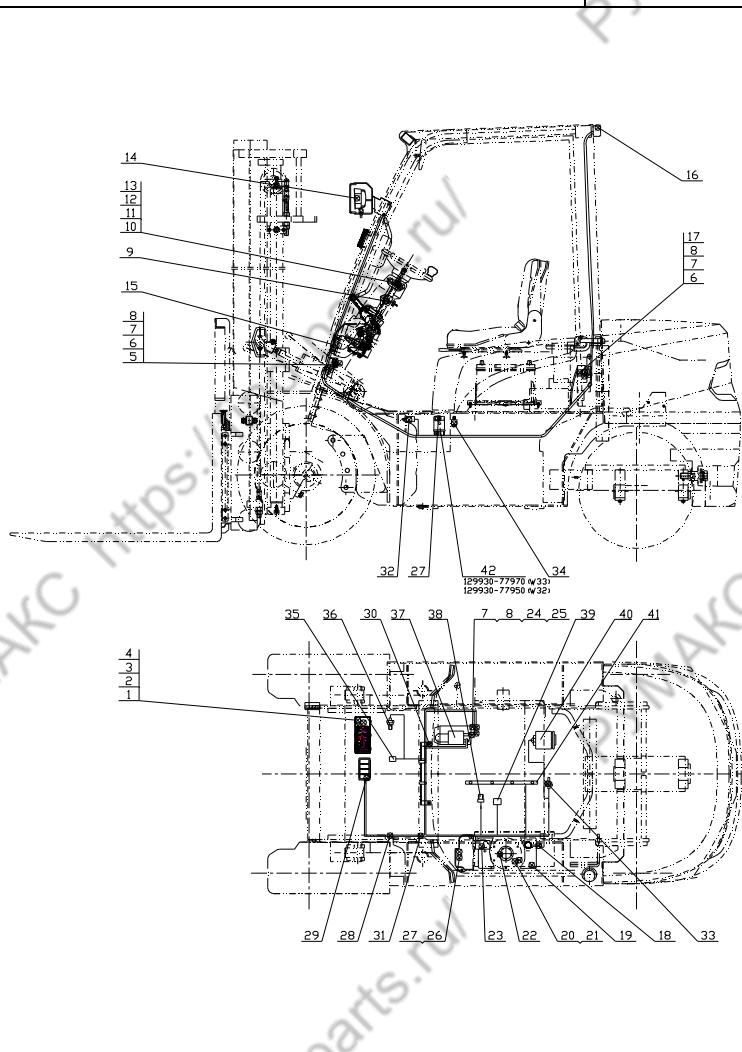
① CPCD30/35/38-XRW33B ② CPCD30/35/38-XRW33F



序号 Item	物料码 Part No.	名称 Description	数量 Qty	备注或适用车型 Remarks or Serial No.
1	207900050174	仪表总成 Instrument assy	1	见图 V ,See Fig. V
2	300040070036	螺钉M4×12 Screw M4×12	4	
3	300030040011	垫圈 4 Washer 4	4	
4	300030010012	垫圈 4 Washer 4	4	
5	207900130006	喇叭 Horn	1	见图III, See Fig.III
6	300010120005	螺栓M8×16 Bolt M8×16	2	①
6	300010120005	螺栓M8×16 Bolt M8×16	3	②
7	300030010015	垫圈 8 Washer 8	7	①
7	300030010015	垫圈 8 Washer 8	5	②
8	300030040014	垫圈 8 Washer 8	7	①
8	300030040014	垫圈 8 Washer 8	5	②
9	207200030016	预热起动开关 Pre-heat & start switch	1	
10	207200020024	组合开关总 Switch assy	1	见图IV, See Fig.IV
11	300030010013	垫圈 5 Washer 5	4	
12	300030040012	垫圈 5 Washer 5	4	

图7 电气系统
Fig.7 Electrical system

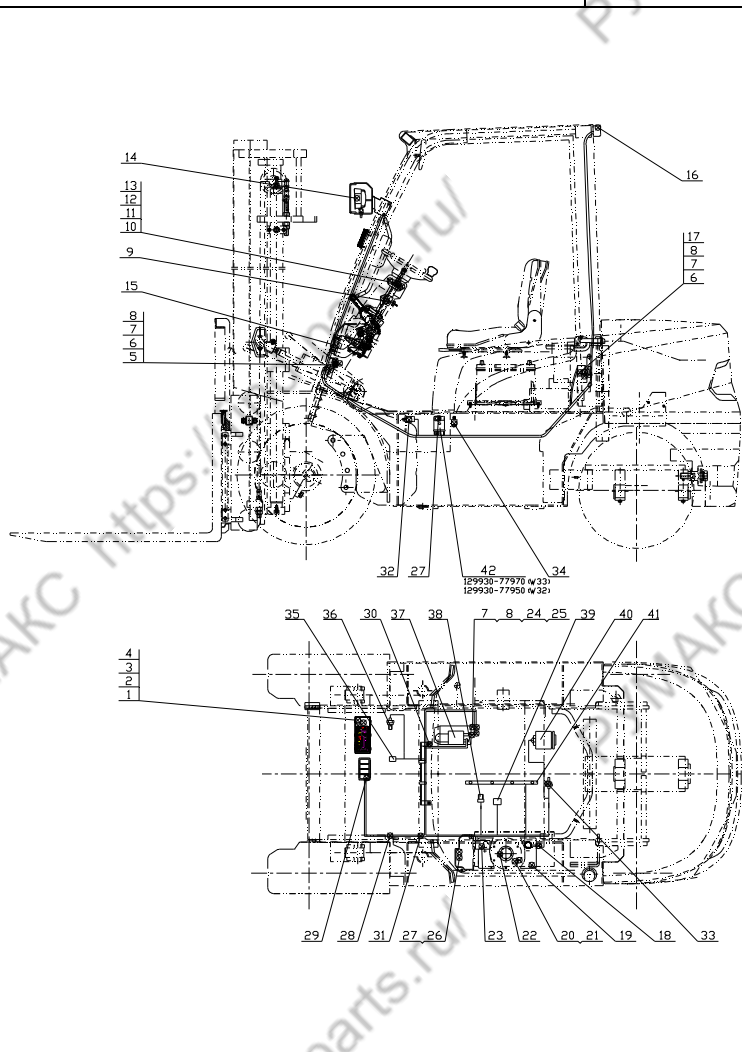
① CPCD30/35/38-XRW33B ② CPCD30/35/38-XRW33F



序号 Item	物料码 Part No.	名称 Description	数量 Qty	备注或适用车型 Remarks or Serial No.
13	300040070007	螺钉M5×10 Screw M5×10	4	
14	207600020169	前灯总成 Front lamp-assy	1	见图 I , See Fig. I
15	207900080028	扎带 Tie	13	①
15	207900080028	扎带 Tie	5	②
16	207600040099	后灯总成 Rear lamps assy	1	见图 II , See Fig. II
17	207900120038	倒车蜂鸣器 Reversing Buzzer	1	
18	207700040004	蓄电池负极引线 Cable, Battery(-)	1	
19	207500030002	少维护蓄电池 Battery, Low-Maintenance	1	12V90Ah
20	300040170019	螺钉M5×12 Screw M5×12	5	
21	300030140015	垫圈 5 Washer 5	5	
22	207300010060	油量传感器 Fuel sensor	1	
23	207700060020	蓄电池正极引线 Cable, Battery(+)	1	
24	207700100002	起动机接地线 Ground wire, Starter	1	
25	300010040165	螺栓M8×12 Bolt M8×12	1	
26	207400010213	控制盒总成 Control box assy	1	见图VIII, See Fig.VIII

图7 电气系统
Fig.7 Electrical system

① CPCD30/35/38-XRW33B ② CPCD30/35/38-XRW33F



序号 Item	物料码 Part No.	名称 Description	数量 Qty	备注或适用车型 Remarks or Serial No.
27	310070030007	螺钉组件 Screw components	2	
28	207100013143	车身主线束 Main wire-harness	1	①
28	207100013257	车身主线束 Main wire-harness	1	②
29	207200060043	四卡翘板开关 Four Cards rocker switch	1	见图VI, See Fig.VI
30	207100010460	主线束固定支架 Harness fixing support	1	
31	207900080013	捆线带 Tie line	14	
32	207200080035	制动灯开关 Brake switch	1	
33	207300050012	水温传感器 Water temp .sending unit	1	
34	207300030026	通用继电器 Universal Relay	3	
35		换向电磁阀 Electrom agnetic reversing valve	1	变速箱配 Supply by transmission box
36		油温报警器 Fuel temperature warning	1	变速箱配 Supply by transmission box
37		起动机 Starter	1	发动机配套 Supply by engine
38		油压报警器 Hydraulic Oil alarm	1	发动机配套 Supply by engine
39		燃油切断开关 Fuel disconnecting switch	1	发动机配套 Supply by engine
40		发电机 Alternator	1	发动机配套 Supply by engine

图 8 电气系统
Fig.8 Electrical system

Q CPCD30/35/38-XRG2

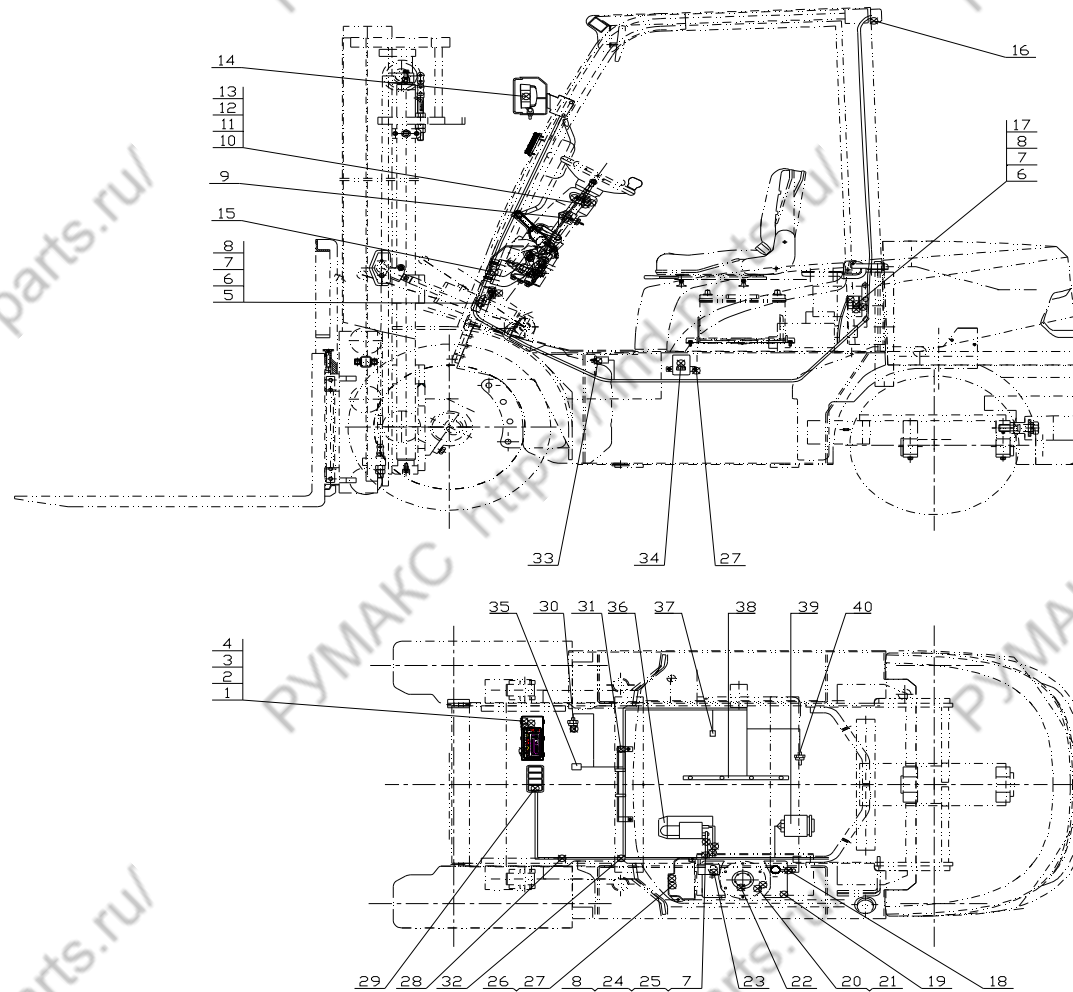
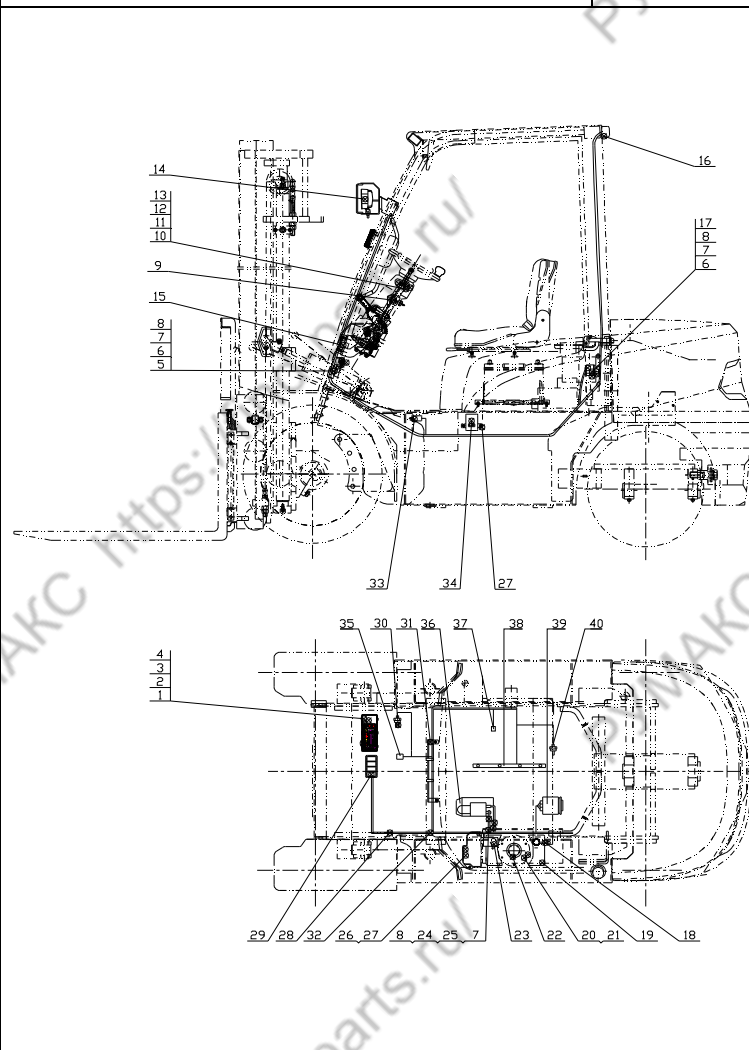


图8 电气系统
Fig.8 Electrical system

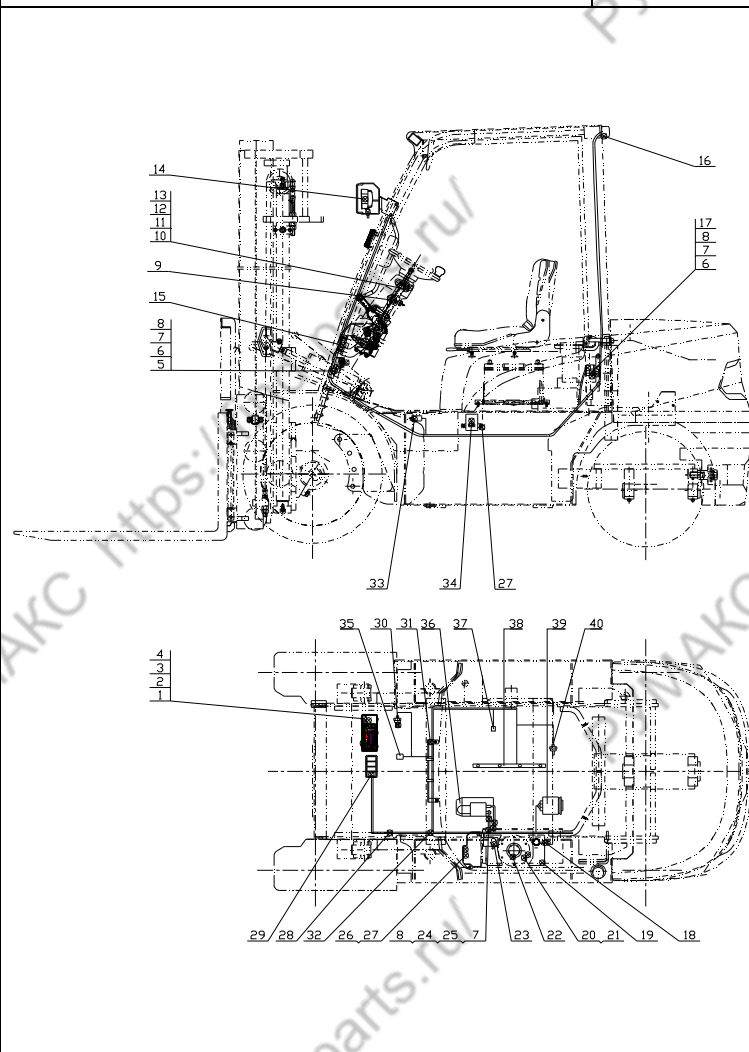
© CPCD30/35/38-XRG2



序号 Item	物料码 Part No.	名称 Description	数量 Qty	备注或适用车型 Remarks or Serial No.
1	207900050174	仪表总成 Instrument assy	1	见图 V ,See Fig. V
2	300040070036	螺钉M4×12 Screw M4×12	4	
3	300030040011	垫圈 4 Washer 4	4	
4	300030010012	垫圈 4 Washer 4	4	
5	207900130006	喇叭 Horn	1	见图III, See Fig.III
6	300010120005	螺栓M8×16 Bolt M8×16	5	
7	300030010015	垫圈 8 Washer 8	7	
8	300030040014	垫圈 8 Washer 8	4	
9	207200030016	预热起动开关 Pre-heat & start switch	1	
10	207200020024	组合开关总 Switch assy	1	见图IV, See Fig.IV
11	300030010013	垫圈 5 Washer 5	4	
12	300030040012	垫圈 5 Washer 5	4	
13	300040070007	螺钉M5×10 Screw M5×10	4	
14	207600020169	前灯总成 Front lamp-assy	1	见图 I , See Fig. I
15	207900080028	扎带 Tie	5	

图8 电气系统
Fig.8 Electrical system

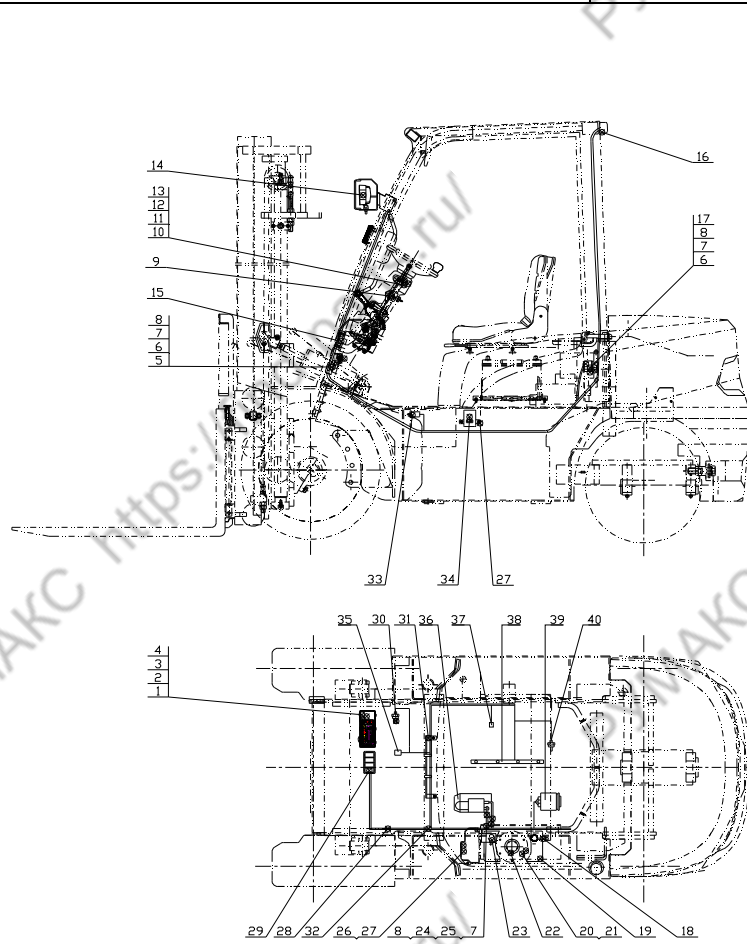
© CPCD30/35/38-XRG2



序号 Item	物料码 Part No.	名称 Description	数量 Qty	备注或适用车型 Remarks or Serial No.
16	207600040099	后灯总成 Rear lamps assy	1	见图 II, See Fig. II
17	207900120038	倒车蜂鸣器 Reversing Buzzer	1	
18	207700040004	蓄电池负极引线 Cable, Battery(-)	1	
19	207500030002	少维护蓄电池 Battery, Low-Maintenance	1	12V90Ah
20	300040170019	螺钉M5×12 Screw M5×12	5	
21	300030140015	垫圈 5 Washer 5	5	
22	207300010060	油量传感器 Fuel sensor	1	
23	207700060020	蓄电池正极引线 Cable, Battery(+)	1	
24	207700100002	起动机接地线 Ground wire, Starter	1	
25	300010040165	螺栓M8×12 Bolt M8×12	1	
26	207400010213	控制盒总成 Control box assy	1	见图VIII, See Fig.VIII
27	310070030007	螺钉组件 Screw components	2	
28	207100013141	车身主线束 Main wire-harness	1	
29	207200060043	四卡翘板开关 Four Cards rocker switch	1	见图VI, See Fig.VI
30	207200090032	油温报警器 Fuel temperature warning	1	

图 8 电气系统
Fig.8 Electrical system

© CPCD30/35/38-XRG2



序号 Item	物料码 Part No.	名称 Description	数量 Qty	备注或适用车型 Remarks or Serial No.
31	207100010460	主线束固定支架 Harness fixing support	1	
32	207900080013	捆线带 Tie line	14	
33	207200080035	制动灯开关 Brake switch	1	
34	207400030014	预热定时器 Warm-Up Timer	1	
35		换向电磁阀 Electromagnetic reversing valves	1	变速箱配 Supply by transmission box
36		起动机 Starter	1	发动机配套 Supply by engine
37		油压报警器 Hydraulic Oil alarm	1	发动机配套 Supply by engine
38		预热塞 Glow plug	1	发动机配套 Supply by engine
39		发电机 Alternator	1	发动机配套 Supply by engine
40		水温传感器 Water temp .sending unit	1	发动机配套 Supply by engine

图9 电气系统
Fig.9 Electrical system

Ⓔ CPCD30/35/38-XRW55B Ⓕ CPCD30/35/38-XRW55F Ⓖ CPC30/35/38-XRW55

序号 Item	物料码 Part No.	名称 Description	数量 Qty	备注或适用车型 Remarks or Serial No.
1	207900050174	仪表总成 Instrument assy	1	见图 V ,See Fig. V
2	300040070036	螺钉M4×12 Screw M4×12	4	
3	300030040011	垫圈 4 Washer 4	4	
4	300030010012	垫圈 4 Washer 4	4	
5	207900130006	喇叭 Horn	1	见图 III, See Fig. III
6	300010120005	螺栓M8×16 Bolt M8×16	5	
7	300030010015	垫圈 8 Washer 8	8/7	Ⓔ 7 个
8	300030040014	垫圈 8 Washer 8	5/4	Ⓔ 4 个
9	207200030016	预热起动开关 Pre-heat & start switch	1	
10	207200020024	组合开关总 Combination Switch assy	1	见图 IV, See Fig. IV
11	300030010013	垫圈 5 Washer 5	4	
12	300030040012	垫圈 5 Washer 5	4	
13	300040070007	螺钉M5×10 Screw M5×10	4	
14	207600020169	前灯总成 Front lamp-assy	1	见图 I , See Fig. I
15	207900080028	扎带 Tie	5	

图9 电气系统
Fig.9 Electrical system

Ⓔ CPCD30/35/38-XRW55B Ⓕ CPCD30/35/38-XRW55F Ⓖ CPC30/35/38-XRW55

序号 Item	物料码 Part No.	名称 Description	数量 Qty	备注或适用车型 Remarks or Serial No.
16	207600040099	后灯总成 Rear lamps assy	1	见图 II, See Fig. II
17	207900120038	倒车蜂鸣器 Reversing Buzzer	1	
18	207700040004	蓄电池负极引线 Cable, Battery(-)	1	
19	207500030002	少维护蓄电池 Battery, Low-Maintenance	1	12V90Ah
20	300040170019	螺钉M5×12 Screw M5×12	5	
21	300030140015	垫圈 5 Washer 5	5	
22	207300010060	油量传感器 Fuel sensor	1	
23	300010040165	螺栓M8×12 Bolt M8×12	2/1	Ⓔ 1 个
24	207700100002	起动机接地线 Ground wire, Starter	1	
25	207400010213	控制盒总成 Control box assy	1	见图 VIII, See Fig. VIII
26	310070030007	螺钉组件 Screw components	6	
27	207100013234	车身主线束 Main wire-harness	1	Ⓔ
27	207100013211	车身主线束 Main wire-harness	1	Ⓕ
27	207100013236	车身主线束 Main wire-harness	1	Ⓖ
28	207200060043	四卡翘板开关 Four Cards rocker switch	1	见图 VI, See Fig. VI

图9 电气系统
Fig.9 Electrical system

Ⓔ CPCD30/35/38-XRW55B Ⓕ CPCD30/35/38-XRW55F Ⓖ CPC30/35/38-XRW55

序号 Item	物料码 Part No.	名称 Description	数量 Qty	备注或适用车型 Remarks or Serial No.
29	207200090032	油温报警器 Fuel temperature warning	1	Ⓔ
30	207100010461	主线束固定支架 Harness fixing support	1	Ⓔ
30	207100010464	主线束固定支架 Harness fixing support	1	Ⓖ
31	207900080013	捆线带 Tie line	1	
32	207200080035	制动灯开关 Brake switch	1	
33	207700060020	蓄电池正极引线 Cable, Battery(+)	1	
34	207300050012	水温传感器 Water temp. sensor	1	
35	207400030014	预热定时器 12V Preheat timer 12V	1	
36		换向电磁阀 Electromagnetic reversing valves	1	变速箱配 Supply by transmission box
37		起动机 Starter	1	发动机配套 Supply by engine
38		燃油切断开关 Fuel oil cut-off switch	1	发动机配套 Supply by engine
39		发电机 Alternator	1	发动机配套 Supply by engine
40		油压报警器 Hydraulic Oil alarm	1	发动机配 Supply by engine
41		预热塞 Glow plug	1	发动机配套 Supply by engine
42		油水分离报警 Water-oil separation alarm	1	发动机配 Supply by engine

РУМАКУ <https://find-parts.ru/>

РУМАКУ <https://find-parts.ru/>

РУМАКУ <https://find-parts.ru/>

РУМАКУ <https://find-parts.ru/>

РУМАКУ <https://find-parts.ru/>

РУМАКУ <https://find-parts.ru/>

<https://find-parts.ru/>

<https://find-parts.ru/>

<https://find-parts.ru/>

第八部分 驾驶室目录
Part VIII Cab system contents

序号 Item	名称 Description	适用车型 Serial No.	页码 Page
图 1 Fig.1	驾驶室示意图 The cab schematic	1.0t-3.8t	8-1
图 2 Fig. 2	整体框架系统 Overall frame system	1.0t-3.8t	8-2
图 3 Fig. 3	前窗系统 Front windows System	1.0t-3.8t	8-6
图 4 Fig.4	左侧门系统 Left door System	1.0t-3.8t	8-9
图 5 Fig.5	右侧门系统 Right door System	1.0t-3.8t	8-13
图 6 Fig.6	后窗系统 Rear windows System	1.0t-3.8t	8-17
图 7 Fig.7	翘板开关 Rocker Switches	1.0t-3.8t	8-21

РУМАКУ <https://find-parts.ru/>

РУМАКУ <https://find-parts.ru/>

РУМАКУ <https://find-parts.ru/>

РУМАКУ <https://find-parts.ru/>

РУМАКУ <https://find-parts.ru/>

РУМАКУ <https://find-parts.ru/>

<https://find-parts.ru/>

<https://find-parts.ru/>

<https://find-parts.ru/>

图1 驾驶室示意图
Fig. 1 The cab schematic

1.0t-3.8t

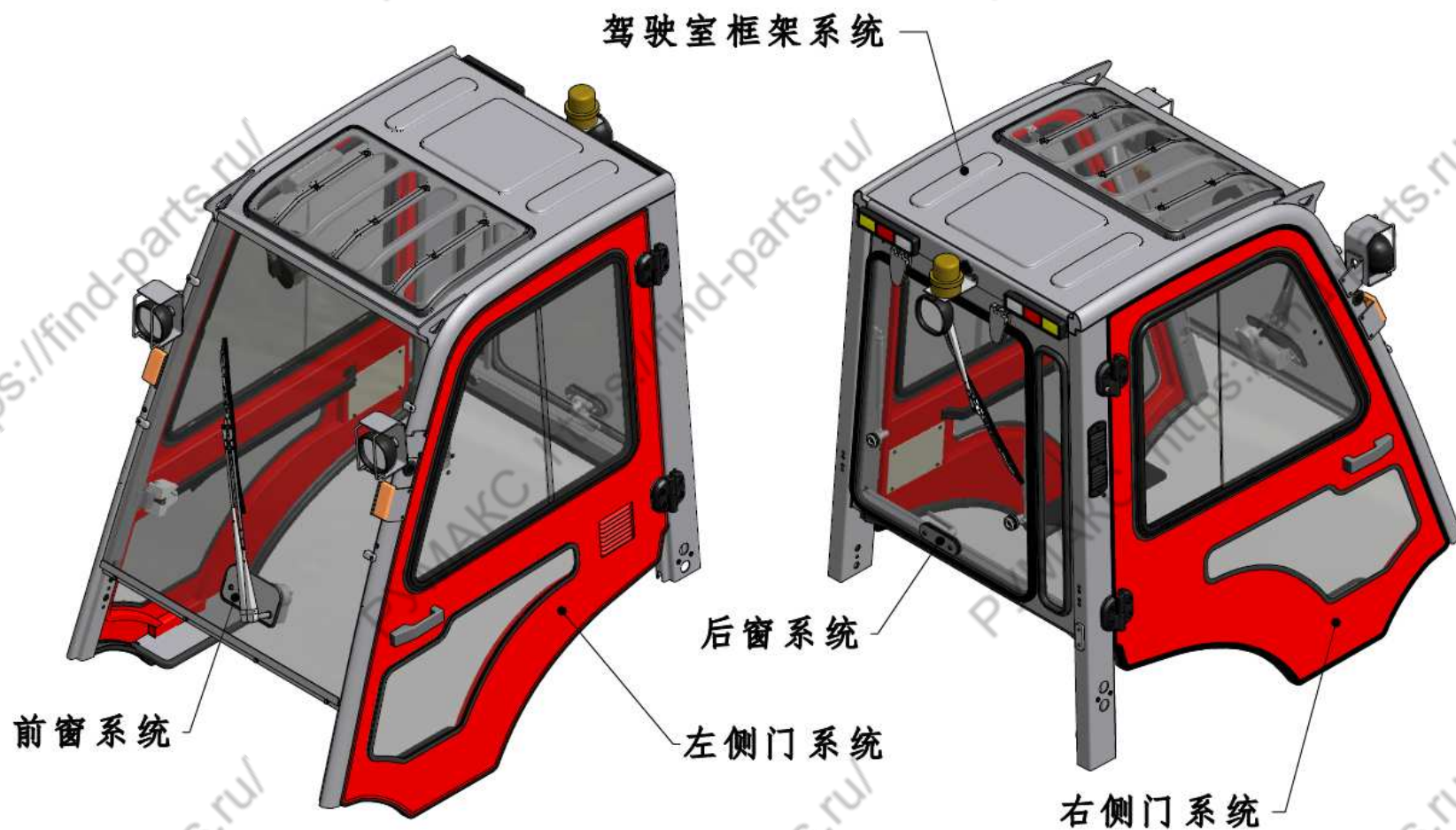


图2 整体框架系统
Fig. 2 Overall frame system

1.0t-3.8t

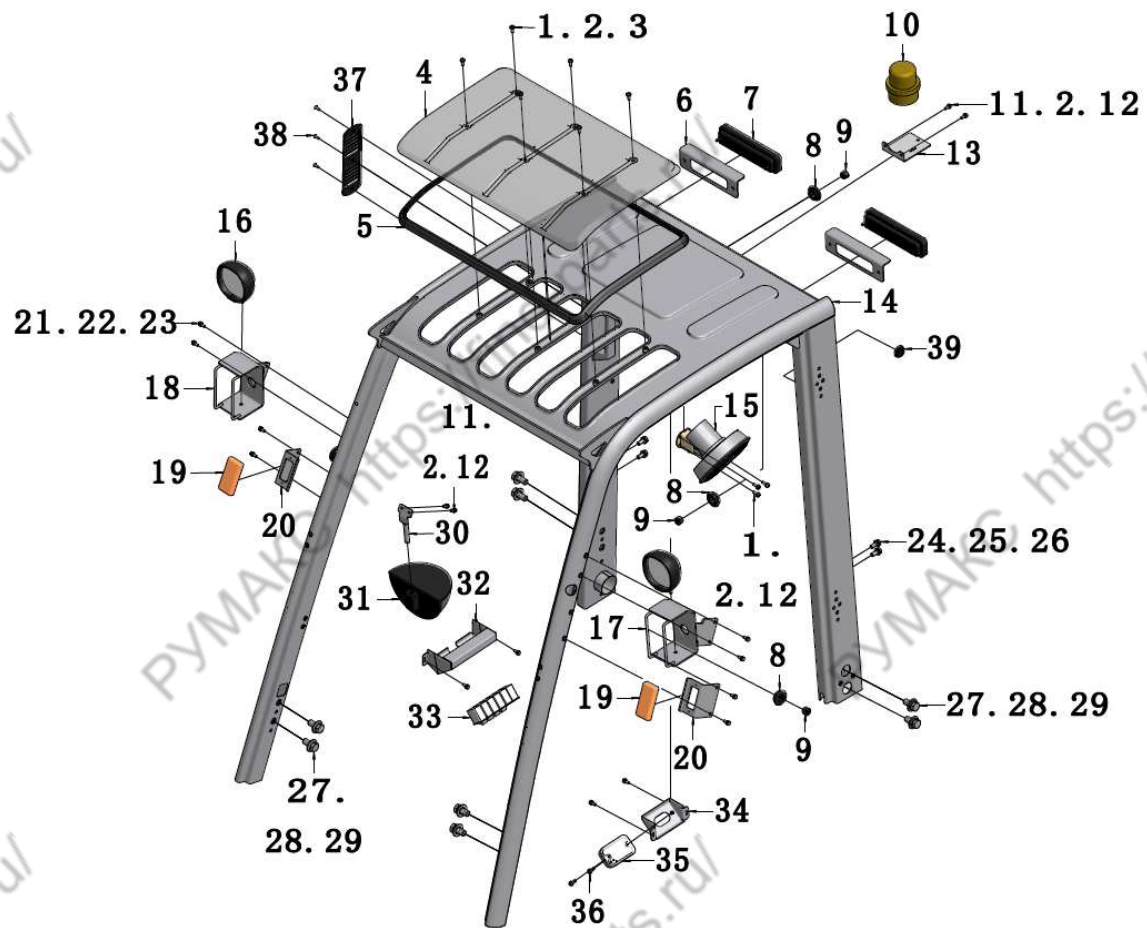


图2 整体框架系统
Fig. 2 Overall frame system

1.0t-3.8t

序号 Item	物料码 Part No.	名称 Description	数量 Qty	备注或适用车型 Remarks or Serial No.
1	300040030045	盘头内六角 M6×20 Bolt M6×20	11	
2	300030010039	弹垫 6 Spring pads 6	15	
3	300030240004	加大平垫 6 washer 6	8	
4	208100090009	天窗板 Sunroof sheet	1	
5	208500040023	天窗板胶条 X2500 Rubber seal	1	
6	208102020043	后灯架 Rear lamp bracket	2	
7	207600030021	后组合灯 Rear lamps	2	
8	207900060013	前灯线保护套 Protective sleeve	4	
9	208500040034	灯线护套塞子 Plug	4	
10	207600070001	警灯 Warning lamp	1	
11	300040030044	盘头内六角螺钉 M6×16 Bolt M6×16	8	
12	300030040032	平垫 6 washer 6	11	
13	208300040310	警灯支架 Warning lamp stents	1	
14	208300070131	驾驶室框架 Cab frame	1	
15	208450010010	风扇 Fan	1	

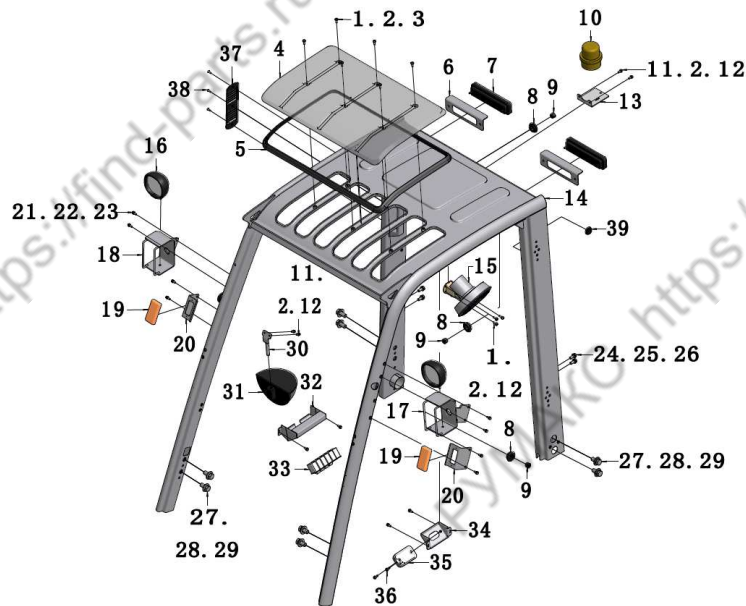


图2 整体框架系统
Fig. 2 Overall frame system

1.0t-3.8t

序号 Item	物料码 Part No.	名称 Description	数量 Qty	备注或适用车型 Remarks or Serial No.
16	207600010316	前大灯 Head lamp assy	2	
17	207900210419	左前大灯架 Headlamp bracket(Left)	1	
18	207900210412	右前大灯架 Headlamp bracket(Right)	1	
19	207600050066	前小灯 Head little lamp	2	
20	207900200865	前小灯支架 Head little lamp bracket	2	
21	300040030050	盘头内六角螺钉 M8×20 Bolt M8×20	8	
22	300030010041	弹垫 8 Spring pads 8	8	
23	300030040033	平垫 8 Washer 8	8	
24	810110000518	外六角螺栓 M10×25 Bolt M10×25	6	
25	300030010001	弹垫 10 Spring pads 10	6	
26	300030020009	平垫 10 Washer 10	6	
27	300010040069	外六角螺栓 M16×35 Bolt M16×25	6	
28	810110000366	弹垫 16 Spring pads 16	8	
29	300030020002	平垫 16 Washer 16	8	
30	208300070130	球面后视镜支架 Spherical mirror bracket	1	

图2 整体框架系统
Fig. 2 Overall frame system

1.0t-3.8t

序号 Item	物料码 Part No.	名称 Description	数量 Qty	备注或适用车型 Remarks or Serial No.
31	208100040005	后视镜 Rearview mirror	1	
32	208300040301	翘板开关盒 Switch seat	1	
33		翘板开关 Rocker Switches	1	
34	208300070124	顶灯支架 Dome light bracket	1	
35	208450040002	顶灯 Dome light	1	
36	300040030069	盘头内六角螺钉 M5x30 Screw M5x30	2	
37	208100030001	盖板 Cover plate	1	
38	300040030039	盘头内六角螺钉 M5x12 Screw M5x12	8	
39	207900060011	前灯线护套 Protective sleeve	1	

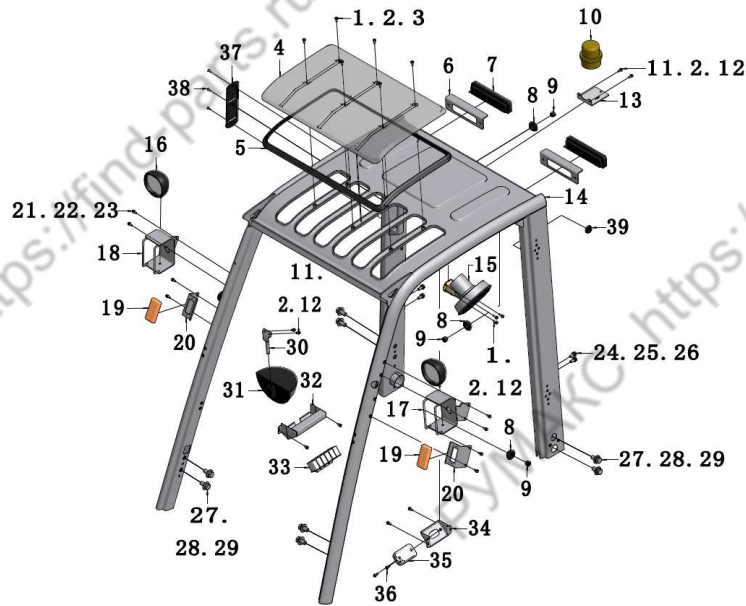


图3 前窗系统
Fig.3 Front windows System

1.0t-3.8t

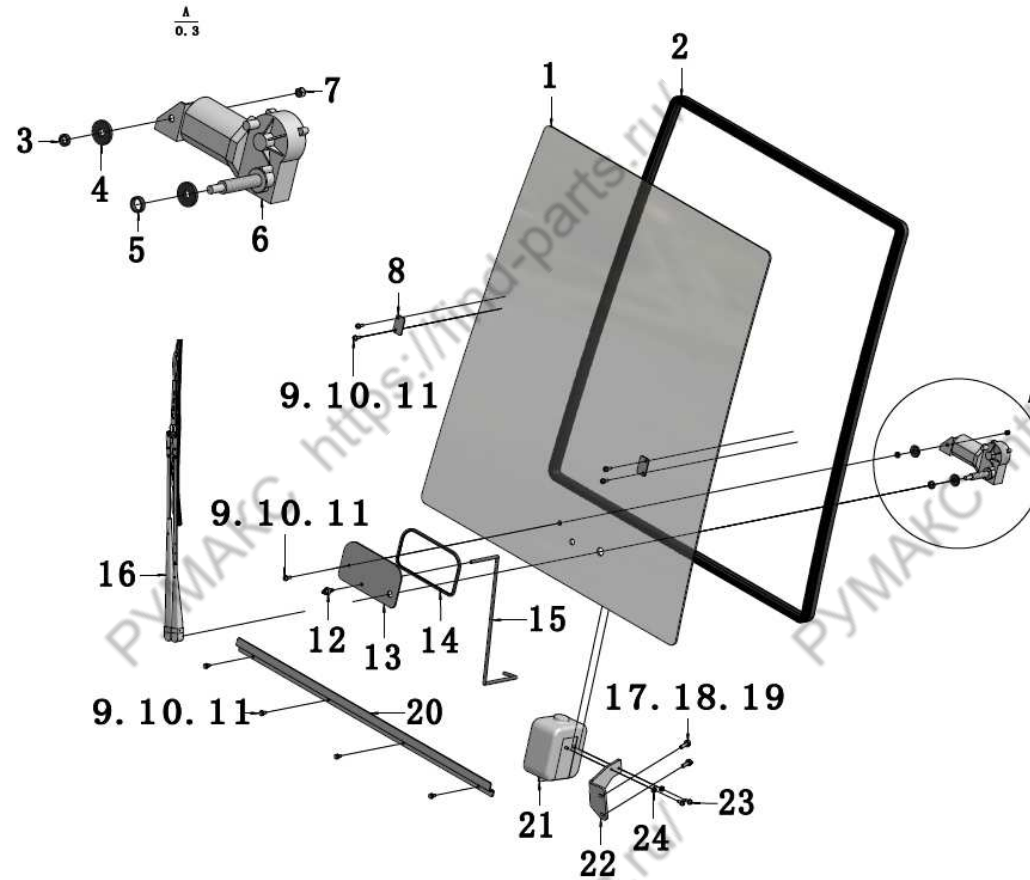
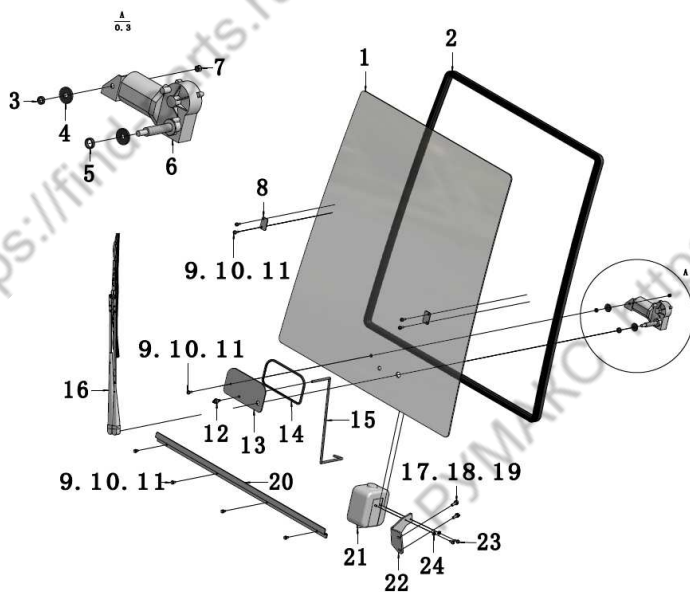


图3 前窗系统
Fig.3 Front windows System

1.0t-3.8t



序号 Item	物料码 Part No.	名称 Description	数量 Qty	备注或适用车型 Remarks or Serial No.
1	208550040030	前玻璃 Front windshield	1	
2	208500040033	前窗胶条 X4100 Front windows rubber pad	1	
3	208500040019	橡胶保护套管 Rubber protective sleeve	1	
4	208500030005	橡胶垫 Rubber gasket	2	
5	208500040017	橡胶保护套管 Rubber protective sleeve	1	
6	208450020005	前雨刮电机 Front wiper motor	1	
7	300020310007	盖形螺母 M6 Cap nut M6	1	
8	208300050285	压紧板 Keep plate	9	
9	300040030045	内六角螺栓 M6×20 Bolt M6×20	9	
10	300030010039	弹垫 6 Spring pads 6	9	
11	300030040032	平垫 6 washer 6	5	
12	208500180055	前喷嘴 water spray nozzle	1	
13	208300050284	板 plate	1	
14	208500040029	C 型胶条×620 C-Sealing strip	1	
15	208500040020	喷水管 Water spray pipe	1	

图3 前窗系统
Fig.3 Front windows System

1.0t-3.8t

序号 Item	物料码 Part No.	名称 Description	数量 Qty	备注或适用车型 Remarks or Serial No.
16	208450030006	雨刮器 Wiper	1	
17	300040030043	外六角螺栓 M6×12 Bolt M6×12	2	
18	300030010045	弹垫 6 Spring pads 6	2	
19	300030020004	平垫 6 washer 6	2	
20	208500130150	下压板 Keep plate	1	
21	208450000009	喷水壶 Watering can	1	
22	208300040314	喷水壶支架 Mounting plate	1	
23	300040380002	组合螺钉 M6×16 Screw assy M6×16	2	
24	300020080011	六角法兰螺母 M6 Nut M6	2	

图 4 左侧门系统
Fig.4 Left door System

1.0t-3.8t

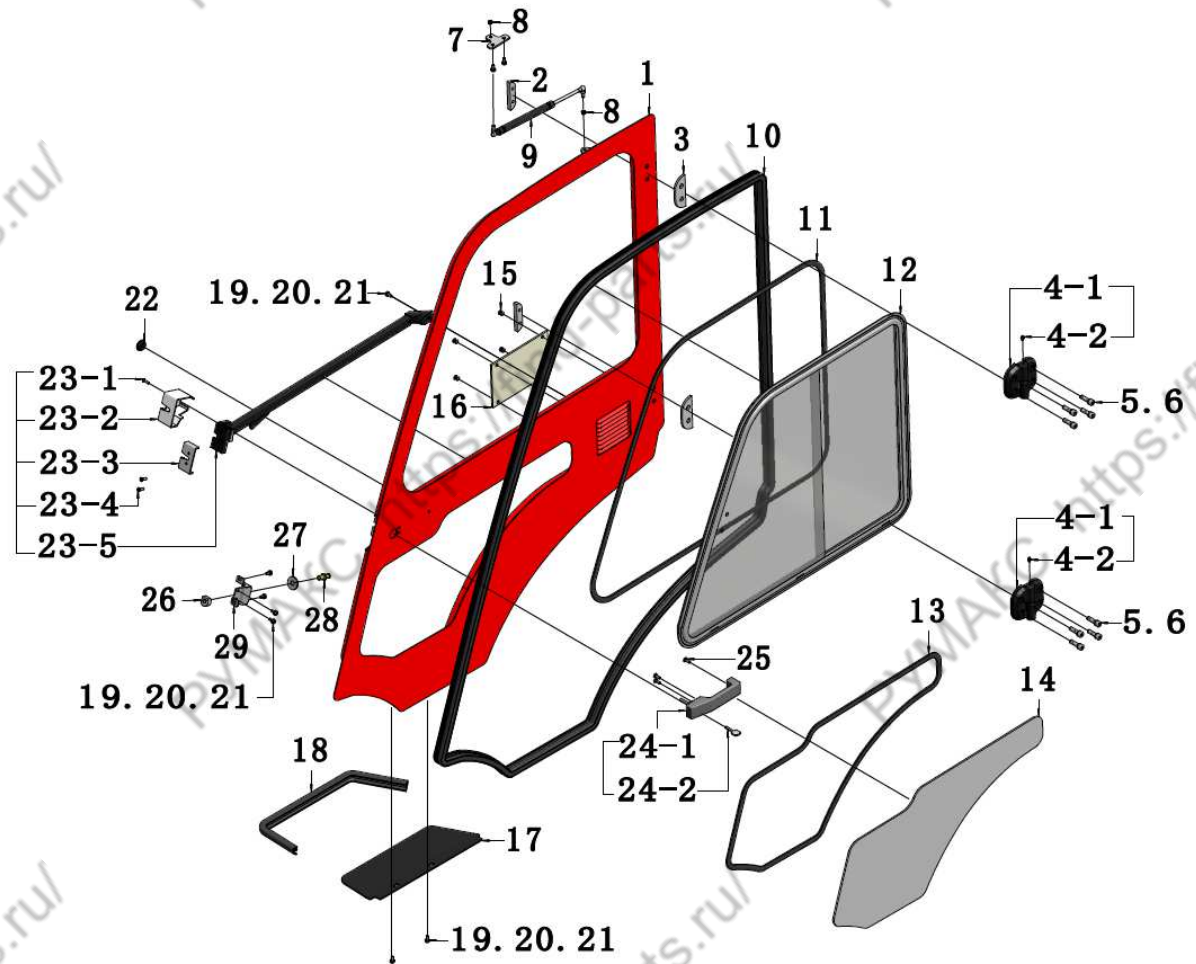


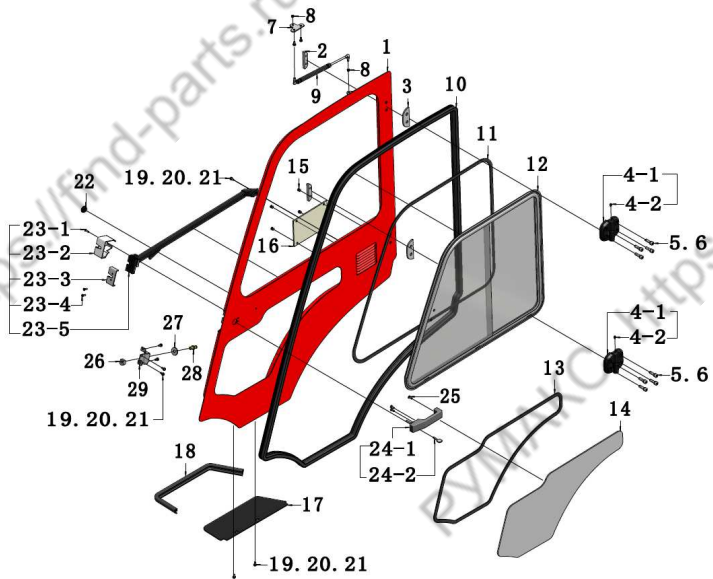
图4 左侧门系统
Fig. 4 Left door system

1.0t-3.8t

序号 Item	物料码 Part No.	名称 Description	数量 Qty	备注或适用车型 Remarks or Serial No.
A	208350000062	左侧门总成 Left door assy	1	
1	208350070035	左前门框架 Left frame	1	
2	208350050058	门垫板 Plate	2	
3	208350050059	门垫板 Plate	2	
4	208500050032	左侧铰链总成 Left Hinge assy	2	
4-1		铰链块 Hinge piece	2	
4-2		油嘴 nozzle	2	
5	300040020190	内六角螺栓 M10×30 Bolt M10×30	8	
6	300030010043	弹垫 10 Spring pads 10	8	
7	208300050274	门气弹簧板 Gas spring board	1	
8	300020080012	六角法兰螺母 M8 Nut M8	2	
9	208500080015	门气弹簧 Air spring	1	
10	208500040035	门边胶条 X4900 Seal rubber	1	
11	208500100026	铝窗胶条 X3100 Seal rubber	1	

图4 左侧门系统
Fig. 4 Left door system

1.0t-3.8t



序号 Item	物料码 Part No.	名称 Description	数量 Qty	备注或适用车型 Remarks or Serial No.
12	208550010009	左铝窗 Left Al windows	1	
13	208500040022	门下胶条 X2200 Strip	1	
14	208550040033	左门下玻璃 Glass	1	
15	208500020005	装饰扣 Decorative buckle	4	
16	208600010002	左门内饰 Decorative plate	1	
17	208350040089	左侧踏板 Left pedal	1	
18	208500040031	踏板胶条 X700 Seal rubber	1	
19	300040030044	盘头内六角 M6×16 Bolt M6×16	7	
20	300030010039	弹垫 6 Spring pads 6	7	
21	300030240004	加大平垫 6 washer 6	7	
22	208100050016	橡胶塞 Rubber plug	1	
23	208500070057	左车锁总成 Lock assy, Left	1	
23-1		沉头内六角 M5X25 Screw M5x25	1	
23-2		左塑料锁壳 Lock case, Left	1	

图4 左侧门系统
Fig. 4 Left door system

1.0t-3.8t

序号 Item	物料码 Part No.	名称 Description	数量 Qty	备注或适用车型 Remarks or Serial No.
23-3		锁内压板 Lock the platen	1	
23-4		沉头内六角 M6X25 Screw M6x25	2	
23-5		左车锁 Left lock	1	
24	208500070062	锁把 Door knob	1	
24-1		门锁把手 knob	1	
24-2		门锁钥匙 Key	1	
25	300040030043	盘头内六角 M6x12 Screw M6x12	8	
26	310020060007	锁紧螺母 Lock nut	1	
27	300030020001	垫片 12 Washer 12	1	
28	208500070056	锁柱 Occlusion	1	
29	208300040307	锁座板 Locking seat	1	

图5 右侧门系统
Fig.5 Right door System

1.0t-3.8t

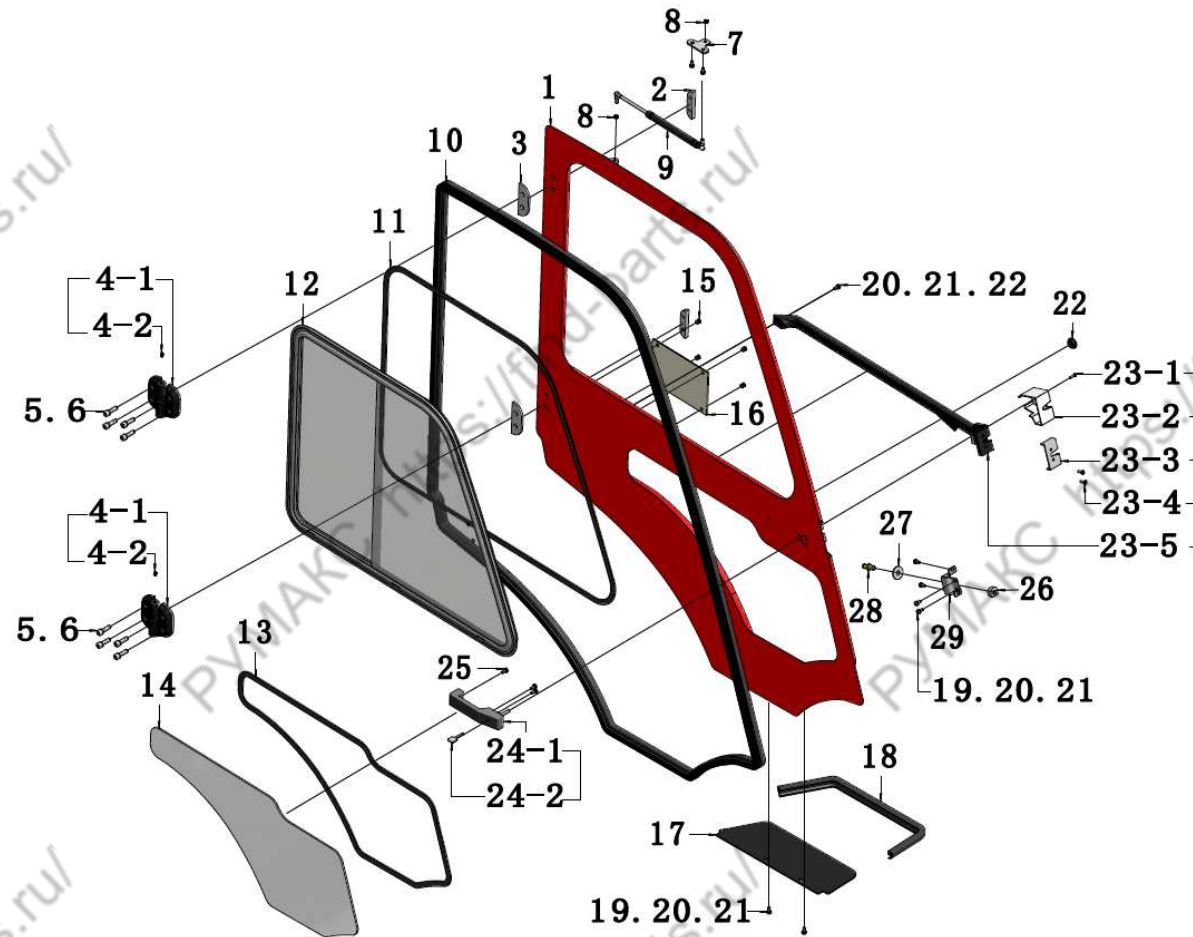
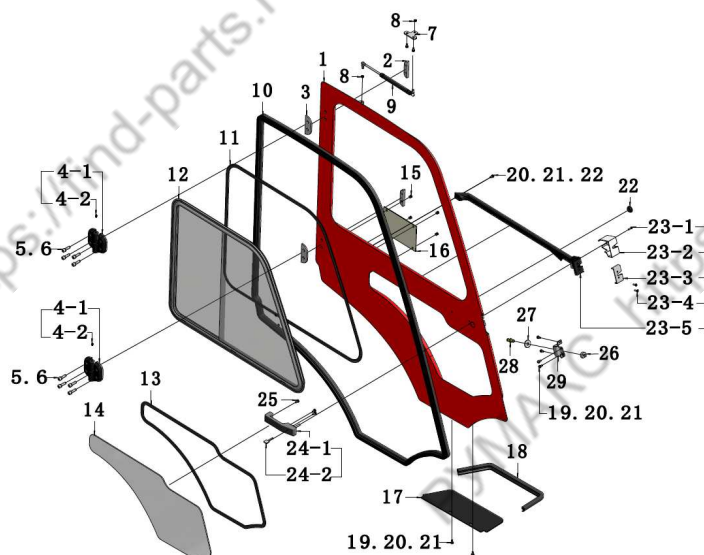


图 5 右侧门系统
Fig.5 Right door System

1.0t-3.8t



序号 Item	物料码 Part No.	名称 Description	数量 Qty	备注或适用车型 Remarks or Serial No.
A	208350000063	右侧门总成 Right door assy	1	
1	208350070034	右前门框架 Right frame	1	
2	208350050058	门垫板 Plate	2	
3	208350050059	门垫板 Plate	2	
4	208500050033	右侧铰链总成 Right Hinge assy	2	
4-1		铰链块 Hinge piece	2	
4-2		油嘴 nozzle	2	
5	300040020190	内六角螺栓 M10×30 Bolt M10×30	8	
6	300030010043	弹垫 10 Spring pads 10	8	
7	208300050274	门气弹簧板 Gas spring board	1	
8	300020080012	六角法兰螺母 M8 Nut M8	2	
9	208500080015	门气弹簧 Air spring	1	
10	208500040028	门边胶条 X4900 Seal rubber	1	
11	208500100026	铝窗胶条 X3100 Seal rubber	1	

图 5 右侧门系统
Fig.5 Right door System

1.0t-3.8t

序号 Item	物料码 Part No.	名称 Description	数量 Qty	备注或适用车型 Remarks or Serial No.
12	208550010010	右铝窗 Right Al windows	1	
13	208500040022	门下胶条 X2200 Strip	1	
14	208550040034	右门下玻璃 Glass	1	
15	208500020005	装饰扣 Decorative buckle	4	
16	208600010003	右门内饰 Decorative plate	1	
17	208350040087	右侧踏板 Right pedal	1	
18	208500040032	踏板胶条 X700 Seal rubber	1	
19	300040030044	盘头内六角 M6×16 Bolt M6×16	7	
20	300030010039	弹垫 6 Spring pads 6	7	
21	300030240004	加大平垫 6 washer 6	7	
22	208100050016	橡胶塞 Rubber plug	1	
23	208500070058	右车锁总成 Lock assy,Right	1	
23-1		沉头内六角 M5X25 Screw M5x25	1	
23-2		右塑料锁壳 Lock case,Right	1	

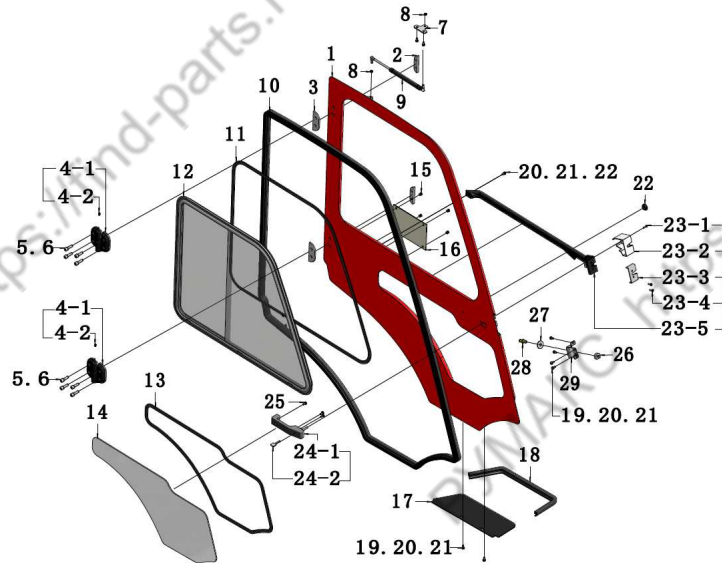


图 5 右侧门系统
Fig.5 Right door System

1.0t-3.8t

序号 Item	物料码 Part No.	名称 Description	数量 Qty	备注或适用车型 Remarks or Serial No.
23-3		锁内压板 Lock the platen	1	
23-4		沉头内六角 M6X25 Screw M6x25	2	
23-5		右车锁 Right lock	1	
24	208500070062	锁把 Door knob	1	
24-1		门锁把手 knob	1	
24-2		门锁钥匙 Key	1	
25	300040030043	盘头内六角 M6x12 Screw M6x12	3	
26	310020060007	锁紧螺母 Lock nut	1	
27	300030020001	垫片 12 Washer 12	1	
28	208500070056	锁柱 Occlusion	1	
29	208300040307	锁座板 Locking seat	1	

图 6 后窗系统
Fig.6 Rear windows System

1.0t-3.8t

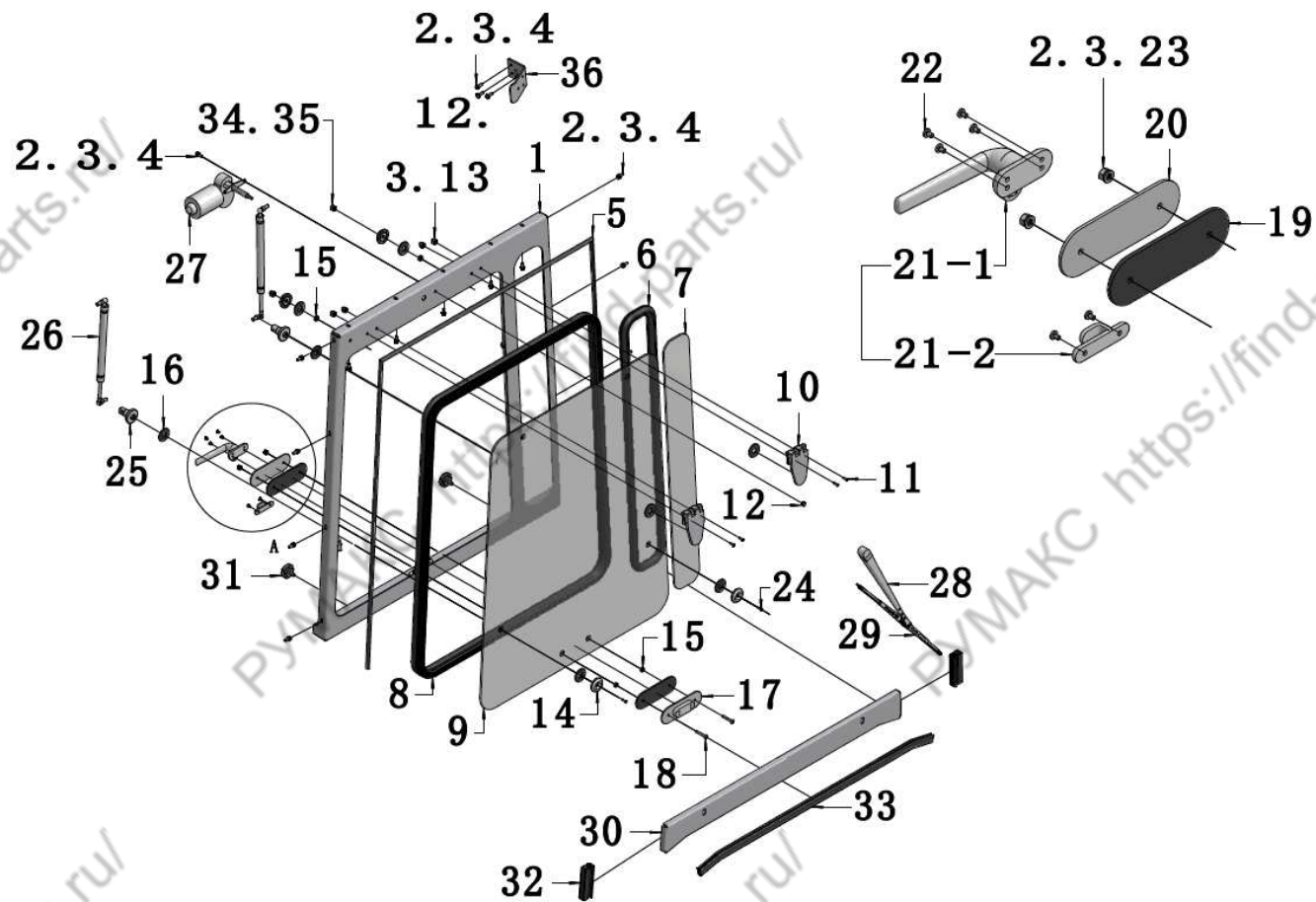
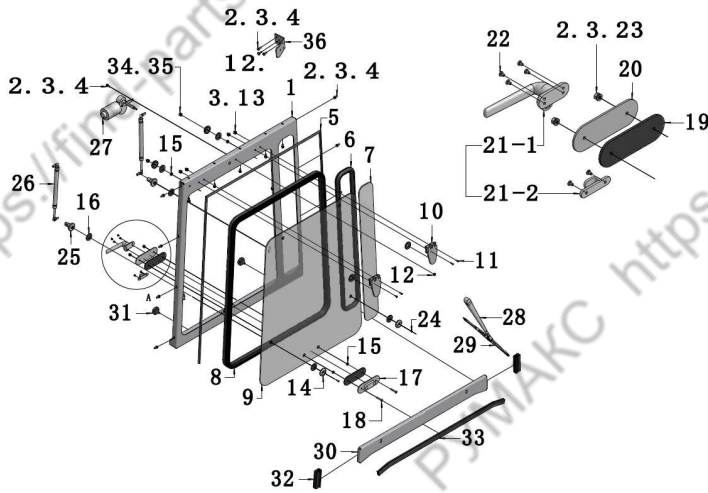


图 6 后窗系统
Fig.6 Rear windows System

1.0t-3.8t

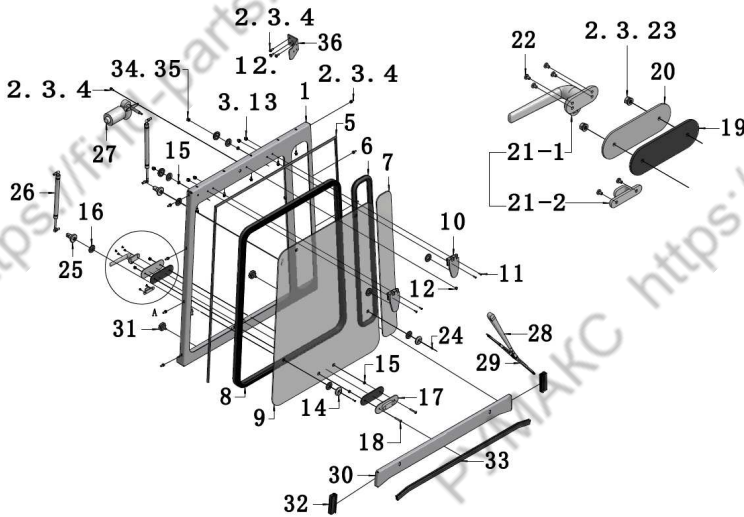


序号 Item	物料码 Part No.	名称 Description	数量 Qty	备注或适用车型 Remarks or Serial No.
1	208400070011	后窗框架 Windows frames,Rear	1	
2	300040030044	盘头内六角 M6×16 Bolt M6×16		
3	300030010039	弹垫 6 Spring pads 6		
4	300030040032	平垫 6 washer 6		
5	208500040030	防水绒条 X2800 Sealing strip	1	
6	208500040021	立玻胶条 X1900 Sealing strip	1	
7	208550040032	后立玻玻璃 Small glass, After	1	
8	208500040025	后窗胶条 X3100 Sealing strip	1	
9	208550040031	后玻璃 After windshield	1	
10	208500050031	后窗铰链 Hinge, Rear windows	2	
11	300040040027	螺钉 M6×20 Screw M6×20	4	
12	300020310007	盖型螺母 M6 Cap Nut M6	5	
13	300030240004	加大垫片 6 Washer 6	1	
14	208400060003	压紧盖 Clamping cap	4	
15	208500040018	橡胶保护套管 Protective sleeve	6	

图 6 后窗系统
Fig.6 Rear windows System

1.0t-3.8t

序号 Item	物料码 Part No.	名称 Description	数量 Qty	备注或适用车型 Remarks or Serial No.
16	208500030005	橡胶垫圈 Rubber gasket	8	
17	208400050019	垫板 Plate	1	
18	300040030047	盘头内六角 M6×30 Screw M6×30	2	
19	208500100025	橡胶垫 Rubber gasket	2	
20	208400070014	后窗把手座 Armrest base	1	
21	208500070055	后窗锁 Bock	1	
21-1		后把手 Bock	1	
21-2		后把手座 Rear handle	1	
22	300040030037	十字盘头螺钉 M4×8 Screw M4×8	6	
23	300020010051	螺母 M6 Nut M6	2	
24	300040040030	沉头内六角螺钉 M8×25 Screw M8×25	2	
25	208400060004	气弹簧连接件 Air Spring Connections	2	
26	208500080014	后窗气弹簧 Spring	1	
27	208450020004	后雨刮电机 Wiper motor	1	
28	208450030007	雨刮杆 Wiper rod	1	



РУМАКУ <https://find-parts.ru/>

РУМАКУ <https://find-parts.ru/>

РУМАКУ <https://find-parts.ru/>

РУМАКУ <https://find-parts.ru/>

РУМАКУ <https://find-parts.ru/>

РУМАКУ <https://find-parts.ru/>

<https://find-parts.ru/>

<https://find-parts.ru/>

<https://find-parts.ru/>



杭叉集团股份有限公司
HANGCHA GROUP CO., LTD.

全国客服热线：400-884-7888

- 地址：中国浙江省杭州市临安区相府路 666 号
- 电话：0571-88926666（总机号）85191117
- 传真：0571-85131772 ■ 邮编：311305
- 网站：<http://www.zjhc.cn> ■ 电子邮件：sales@zjhc.cn

- Address For: OVERSEAS USERS
- Address: 666 Xiangfu Road, Lin'an ,Hangzhou,Zhejiang, China
- ZIP:311305
- Fax: 0086-571-88926789 0086-571-88132890
- Web: <http://www.hcforklift.com> ■ E-mail: sales@hcforklift.com