

Parts Book

Lift Truck

D15S2, D18S2, D20SC2
Series FL-, FM-

РУМАКУ <https://find-parts.ru/>

РУМАКУ <https://find-parts.ru/>

РУМАКУ <https://find-parts.ru/>

РУМАКУ <https://find-parts.ru/>

РУМАКУ <https://find-parts.ru/>

РУМАКУ <https://find-parts.ru/>

<https://find-parts.ru/>

<https://find-parts.ru/>

<https://find-parts.ru/>

INDEX

Drawing	Description	Page
BASIC ENGINE		
A323001	ENGINE AR - BASIC	1.00
A298067	CRANKSHAFT PULLEY	1.01
A298069	AGENCY APPROVAL	1.02
A293244	CYLINDER BLOCK	1.03
A293266	CRANKCASE BREATHER	1.04
A293278	CAMSHAFT	1.05
A323022	FRONT GEAR TRAIN ACCESSORY	1.06
A298071	FAN DRIVE-PULLY	1.07
A298166	FAN DRIVE-BELT	1.07-0
A298175	FYLWHEEL HOUSING	1.08
A293370	FRONT GEAR COVER	1.09
A293388	CYLINDER HEAD	1.10
A293413	INJECTOR	1.11
A293422	LIFTING ARRANGEMENT	1.12
A298083	OIL LEVEL GAUGE	1.13
A293454	OIL FILLER ARRANGEMENT	1.14
A298086	OIL PAN	1.15
A293472	ENGINE PISTON	1.16
A293487	ROCKER LEVER	1.17
A298008	TURBOCHARGER PLUMBING	1.18
A298012	VALVE COVER	1.19
A298105	CRANKSHAFT	1.20
A298119	BALANCE	1.21
A323030	GASKET KIT	1.22
LUBRICATION SYSTEM		
A298041	LUBE OIL FILTER	2.01
A293448	LUBE OIL PUMP	2.02
COOLING SYSTEM		
A298039	ENGINE OIL COOLER	3.01
A298017	WATER OUTLET CONNECTION	3.02
A298096	WATER PUMP	3.02-1
A293295	THERMOSTAT	3.02-2
A321025	LINES GP - COOLANT	3.03
A321024	RADIATOR GP	3.04
AIR INLET & EXHAUST SYSTEM		
A293418	AIR INTAKE MANIFOLD	4.01
A298099	EXHAUST MANIFOLD	4.02
A298103	EXHAUST TUBE	4.02-1
A321023	AIR CLEANER GP	4.03
A321027	MUFFLER GP	4.04
A271728	CHANGE OVER AR - VERTICAL MUFFLER	4.05
A212067	CHANGE OVER AR. - PRE CLEANER	4.06
FUEL SYSTEM		
A298078	FUEL INJECTION PUMP	5.01
A293337	FUEL PUMP MOUNTING	5.02
A293349	FUEL PLUMBING	5.03
A321016	CONTROL GP - ACCEL	5.04
A271564	CAP GP - FUEL	5.05
A321019	LINES GP - FUEL	5.06
ELECTRICAL SYSTEM		
A321028	BATTERY GP	6.01
A321017	WIRING GP PART 1 OF 2	6.02
A3210171	WIRING GP PART 2 OF 2	6.02
A214203	INSTRUMENT GP	6.03
A293297	ALTERNATOR	6.04
A298006	STARTING MOTOR	6.05

A293238	AIR HEATER STARTING AID	6.06
A298001	OIL PRESSURE SWITCH	6.06-1
A298062	OIL PRESSURE SWITCH	6.06-2
A321140	OPTION LIGHT GP	6.07
A321184	LIGHTING GP - STD	6.08
POWER TRAIN		
A321018	MOUNTING GP - POWERTRAIN	7.00
A273197	TRANSAXLE AR - SHOE TYPE BRAKE	7.01
A273198	TRANSAXLE AR - OCD TYPE BRAKE	7.01
A273200	TORQUE CONVERTER AS	7.02
A273375	CONTROL VALVE ASS'Y	7.03
A273373	TRANSMISSION AS PART 1 OF 3 - SHOE TYPE BRAKE	7.04
A273374	TRANSMISSION AS PART 1 OF 3 - OCD TYPE BRAKE	7.04-1
A2733731	TRANSMISSION AS PART 2 OF 3 - SHOE TYPE BRAKE	7.05
A2733741	TRANSMISSION AS PART 2 OF 3 - OCD TYPE BRAKE	7.05-1
A2733732	TRANSMISSION AS PART 3 OF 3 - SHOE TYPE BRAKE	7.06
A2733742	TRANSMISSION AS PART 3 OF 3 - OCD TYPE BRAKE	7.06-1
A273401	DRIVE AXLE AS - SHOE TYPE BRAKE	7.07
A251793	DRIVE AXLE AS - OCD TYPE BRAKE	7.08
D131184	CONTROL GP - F/R	7.09
A321026	LINES GP - T.C COOLER	7.10
A271338	TIRE ARRANGEMENT	7.11
D480184	TIRE ARRANGEMENT	7.12
A272216	TIRE ARRANGEMENT.-SOLID(WIDE)	7.13
STEERING SYSTEM		
A271253	AXLE GP - STEER	8.01
A271264	CYLINDER GP - STEER	8.02
A271470	MOUNTING GP - STEER AXLE	8.03
A271505	LINES GP - POWER STEERING	8.04
A271069	STEER GEAR GP	8.05
A275028	STEERING UNIT	8.06
BRAKE SYSTEM		
A273361	BRAKE AS(R.H)	9.01
A273362	BRAKE AS(L.H)	9.02
A271561	CONTROL GP - PARKING BRAKE - SHOE TYPE BRAKE	9.03
A2718191	CONTROL GP - PARKING BRAKE - OCD TYPE BRAKE	9.04
A271399	CONTROL GP - INCHING/BRAKE - SHOE TYPE BRAKE	9.05
A271821	CONTROL GP - INCHING/BRAKE - OCD TYPE BRAKE	9.06
A271425	LINES GP - BRAKE - SHOE TYPE BRAKE	9.07
A271820	LINES GP - BRAKE - OCD TYPE BRAKE	9.08
D600301	MASTER CYLINDER AS - SHOE TYPE BRAKE	9.09
A172192	MASTER CYLINDER - OCD TYPE BRAKE	9.10
FRAME AND BODY		
A271528	COWL GP - SHOE TYPE BRAKE	10.01
A271803	COWL GP - OCD TYPE BRAKE	10.01-1
A271762	GUARD GP - OVERHEAD	10.02
A271434	FLOOR PLATE GP	10.03
A321174	HOOD GP	10.04
A321170	CHANGE OVER AR. - FOR EU	10.05
A219269	TRAY GP - OPTION	10.06
A271413	CTWT GP - 1.5 TON	10.07
A271414	CTWT GP - 1.8 TON	10.08
A271415	CTWT GP - 2.0 TON	10.09
OPERATOR STATION		
D130849	SEAT GP(NON NACD) - VINYL	11.01
A152097	SEAT GP(NON NACD) - VINYL	11.02
D131033	SEAT GP - SUSPENSION(NON NACD) - VINYL	11.03
A151764	SEAT GP - SUSPENSION(NON NACD) - VINYL	11.04
D130848	SEAT GP (NACD) - W/RETRACTABLE BELT	11.05
A152098	SEAT GP(NACD) - VINYL	11.06
D131032	SEAT GP(NACD) - W/RETRACTABLE BELT	11.07

A151762	SEAT GP - SUSPENSION(NACD) - VINYL	11.08
D131218	SEAT GP - SUSPENSION(NACD) - CLOTH	11.09
D131219	SEAT GP - SUSPENSION(NACD) - CLOTH	11.10
A219282	SEAT GP - OPTION	11.11
A219281	SEAT GP(NACD) - OPTION	11.11-1
A212041	SEAT BELT GP(OPTION)	11.12
A152425	SEAT BELT GP - RETRACTABLE(OPTION)	11.12-1
A331400	SEAT BELT GP-FOR ALARM	11.12-2
A211884	CONSOLE GP	11.13
D130100	BACK MIRROR GP - OPTION	11.14
A321169	CH/OV AR - CABIN (W/O SOUND SUPPRESSION)	11.15
A272001	CABIN AS - (W/O SOUND SUPPRESSION)	11.16
A272109	DOOR AS - LH	11.17
A272110	DOOR AS - RH	11.18
A321190	HEATER GP	11.19
HYDRAULIC SYSTEM		
A321166	VALVE AR - 2 LEVER/3 SECTION	12.01
A321167	VALVE AR - 3 LEVER/3 SECTION	12.02
A321168	VALVE AR - 4 LEVER/4 SECTION	12.03
A271364	CHANGEOVER AR - 3 SEC./2 LEVER TO 3 SEC./3 LEVER	12.04
A271365	CHANGEOVER AR - 3 SEC./2 LEVER TO 4 SEC./4 LEVER	12.05
A271366	CHANGEOVER AR - 3 SEC./3 LEVER TO 4 SEC./4 LEVER	12.06
A325003	VALVE GP - CONTROL - 3WAY	12.07
A325004	VALVE GP - CONTROL - 4WAY	12.08
D503125	SECTION GP - VALVE(LIFT)	12.09
D503332	SECTION GP - VALVE(TILT)	12.10
D503127	SECTION GP - VALVE(ATTACH1)	12.11
D503123	SECTION GP - VALVE(ATTACH2)	12.12
A271074	MOUNTING GP - CONTROL VALVE	12.12-1
A321022	MOUNTING GP - PUMP	12.13
D501910	PUMP GP - GEAR	12.14
D501910-01	PUMP GP - GEAR	12.14-1
A321029	LINES GP - MAST OPERATING	12.15
A271471	GAUGE GP - OIL LEVEL	12.16
A252107	CYLINDER GP - TILT	12.17
A251984	TILT GP(STD) 6 DEGREE FORWARDX8 DEGREE BACKWARD	12.18
A251985	TILT GP(FFL, FFT) 6 DEGREE FORWARDX5 DEGREE BACKWARD	12.18
A251986	TILT GP(G18S-2 : MFH6000, G20SC-2 : MFH5500, MFH6000)-FFT	12.18
A251987	TILT GP(STD) 8 DEGREE FORWARDX8 DEGREE BACKWARD	12.18
A251988	TILT GP(FFL, FFT) 8 DEGREE FORWARDX5 DEGREE BACKWARD	12.18
A251989	TILT GP(G18S-2 : MFH6000, G20SC-2 : MFH5500, MFH6000)-FFT	12.18
A276098	MTG GP - MAST(STD, FFL, FFT)	12.19
A276175	MOUNTING GP-MAST(STD,FFT)	12.19-1
A276183	MOUNTING GP-MAST(FFL)	12.19-1-0
D583418	MTG GP - LIFT(STD)	12.20
D583418-01	MTG GP - LIFT(STD)	12.20-1
D583524-01	MTG GP - LIFT - BSC(FFL)	12.21
D583524-02	MTG GP - LIFT - BSC(FFL)	12.21-1
A276145	MTG GP - LIFT - BSC(FFT)	12.22
A156569	MTG GP - LIFT - BSC(FFT)	12.22-1
D583426	LINES GP PRIMARY - ATTACHMENT - 3WAY(STD)	12.23
D583427	LINES GP PRIMARY - ATTACHMENT - 4WAY(STD)	12.24
D583428	LINES GP PRIMARY - ATTACHMENT - 3WAY(FF)	12.25
D583429	LINES GP PRIMARY - ATTACHMENT - 4 WAY(FF)	12.26
D583430	LINES GP - ATT PRI(3 WAY) - FFT	12.27
D583431	LINES GP - ATT PRI(4WAY) - FFT	12.28
D583432	LINES GP SECONDARY - ATTACHMENT - 3WAY - RH(STD)	12.29
D583433	LINES GP SECONDARY - ATTACHMENT - 3WAY - LH(STD)	12.30
D583434	LINES GP SECONDARY - ATTACHMENT - 4WAY(STD)	12.31
D583435	LINES GP SECONDARY - ATTACHMENT - 3WAY - RH(FF,FFT)	12.32
D583436	LINES GP SECONDARY - ATTACHMENT - 3WAY - LH(FF,FFT)	12.33

D583437	LINES GP SECONDARY - ATTACHMENT - 4WAY(FF,FFT)	12.34
D871410	LINES GP SECONDARY - ATTACHMENT - 3WAY - LH(INTEGRAL SHIFTER)	12.35
IMPLEMENTS		
D800721	INTEGRAL SHIFTING FORK POSITIONER ARR.(STD)	13.00
D800722	INTEGRAL SHIFTING FORK POSITIONER ARR.(FFT)	13.01
276050A	MAST ARRANGEMENT	13.01
D501914	LIFT GP - STD	13.02
D501865	LIFT GP - PRIMARY - FFL	13.03
D511624	LIFT GP - SECONDARY - FFL	13.04
D512107	LIFT GP - PRIMARY - FFT	13.05
D511486	LIFT GP - SECONDARY - FFT	13.06
D583572	MAST GP - BSC(STD,FF)	13.07
D583573	MAST GP - BASIC(FFT)	13.08
276080A	MAST ASS'Y - STD	13.09
276086A	MAST ASS'Y - FF	13.10
276089A	MAST ASS'Y - FFT	13.11
A271066	MOUNTING GROUP - TILT, STD, FF, FFT	13.12
D583413	RELAY GP - LIFT(STD)	13.13
D583414	RELAY GP - LIFT(FFL)	13.14
D583415	RELAY GP - LIFT(FFT)	13.15
D871213	CARRIAGE AS - INTEGRAL SHIFTING FORK POSITIONER(STD)	13.17
156391A	CARRIAGE AS - FF, FFT(1.5 - 1.8 TON)	13.18
156394A	CARRIAGE AS - FF, FFT(2 TON)	13.19
D871646	CARRIAGE AS - INTEGRAL SHIFTING FORK POSITIONER(FFT)	13.19-1
A276117	MTG GROUP - CRG(1.5 - 1.8 TON)	13.20
A276118	MTG GROUP - CRG(2 TON) STD, FFL, FFT	13.21
D584018	LINES GP - SIDE SHIFTER(STD)	13.22
D871216	LINES GP - CARRIAGE-INTEGRAL SHIFTING FORK POSITIONER (STD)	13.22-1
D871056	MOUNTING GROUP - INTEGRAL SHIFTING FORK POSITIONER(STD)	13.22-2
D584019	LINES GP - SIDE SHIFTER(FF, FFT)	13.23
D871641	LINES GROUP - INTEGRAL SHIFTING FORK POSITIONER(FFT)	13.23-1
A156229	SIDESHIFTER GP	13.24
A144202	CYLINDER GP - SIDE SHIFTER	13.25
D870775	CYLINDER GROUP	13.25-1
D870416	CARRIAGE GROUP - INTEGRAL SIDE SHIFTER(STD)	13.28
D871648	CARRIAGE GROUP - INTEGRAL SIDE SHIFTER	13.29
D870191	CYLINDER - FOR SIDE SHIFTER	13.30
D580045	MTG GROUP - LBR	13.31
580013A	BACKREST ASS'Y	13.32
D800875	BACKREST GP - SHIFTING TYPE F/M-INT.SHIFTING FORK POSITIONER(13.32-1
580052A	FORK GROUP	13.33
D600220	TOOL GP	13.34
SERVICE EQUIPMENT AND SUPPLIES		
A321038	LOCATION CHART PART 1 OF 2	14.01
A321141	PAINT & LUBRICANT GP - FRENCH	14.03
A321142	PAINT & LUBRICANT GP - SPANISH	14.04
A321143	PAINT & LUBRICANT GP - GERMAN	14.05
A321144	PAINT & LUBRICANT GP - ITALIAN	14.06
A321145	PAINT & LUBRICANT GP - PORTUGUESE	14.07
A321146	PAINT & LUBRICANT GP - DANISH	14.08
A321147	PAINT & LUBRICANT GP - GREEK	14.09
A321148	PAINT & LUBRICANT GP - DUTCH	14.10
A321149	PAINT & LUBRICANT GP - FINISH	14.11
A321150	PAINT & LUBRICANT GP - SWEDISH	14.12
A321151	PAINT & LUBRICANT GP - RUSSIA	14.13
A321152	PAINT & LUBRICANT GP - NORWEGIAN	14.14
A321153	PAINT & LUBRICANT GP - POLISH	14.15

D15/18S2 D20SC2

ABBREVIATIONS

CODE	DESCRIPTION
NOTE CODE	
O.D. : Outside diameter	, I.D. : Inside diameter
D : Order by the meter	, E : Order by the centimeter
G : Order by the inch	, M : Metric part
F : Not shown	, I : See hose fabrication guide
K : See mast arrangement	, B : Use as required
C : Indicates change	, A : Not part of this group
Y : Separate Illustration	, R : Remfg part may be available
Z : Not serviced separately	, X : Major component exchange

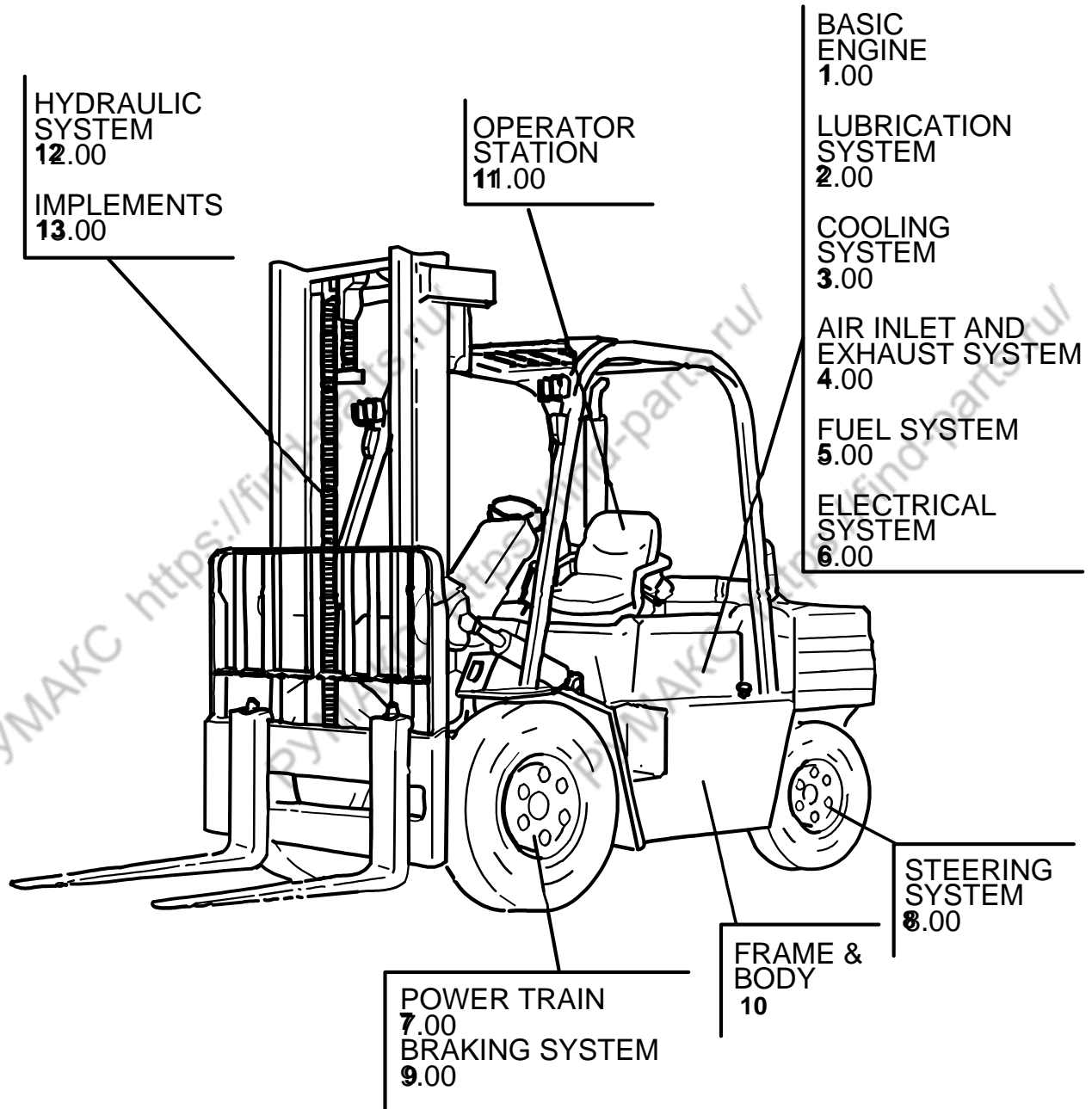
INTERCHANGE CODE

B : OLD and NEW are interchangeable
N : OLD is replaced by NEW, but NEW cannot be replaced by OLD
R : OLD and NEW are not interchangeable, see serial No. info.

STOCK DISPOSITION CODE

S : SCRAP
R : REWORK
E : EXHAUST

D15/18S2 D20SC2(SB1058/TIREII) PARTS BOOK(FL/FM)
D15S2

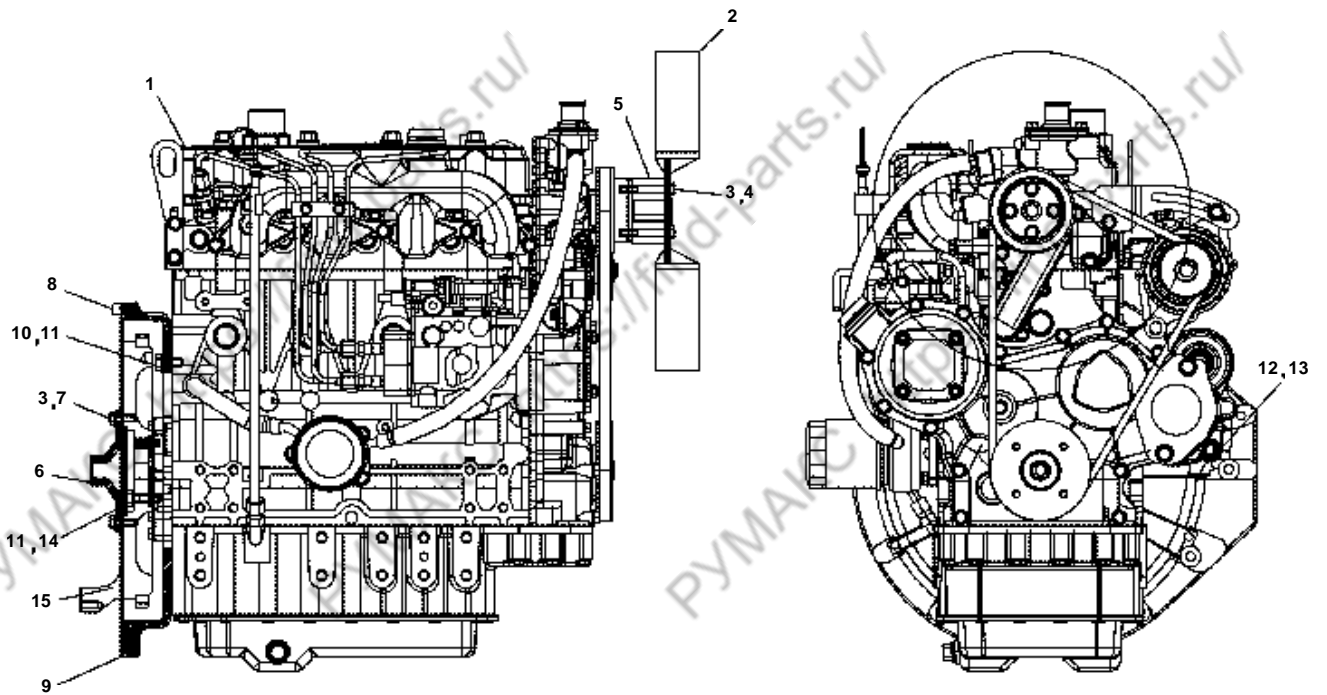


D15/18S2 D20SC2

MAINTENANCE PARTS

DESCRIPTION	Part Number
ENGINE	
AIR CLEANER FILTER	
- ELEMENT AS-PRIMARY	A218869
- ELEMENT AS-SECONDARY	A218870
BELT-FAN	A298149
ELEMENT-FUEL-CARTRIDGE	A323029
FILTER-FUEL TANK	D130064
EMEMENT OIL	A293225
HYDRAULIC	
FILTER-OIL-HYD-RETURN	D516976
FILTER-OIL-SUCTION	D501397
ELECTRIC	
BATTERY (12VOLT)	A214007
BULB HALOGEN	
- FOR NORTH AMERICA	D147672
- FOR NON-NORTH AMERICA	D147669
BLUB-BACKUP	S863110H
BLUB-TURN SIGNAL	S864123H
BULB-STOP&TAIL	S866123H
LAMP-WARNING	A214495
BULB-ROOM LAMP	A219406
FUSE(5 AMP)	A214106
FUSE(10 AMP)	A124008
D544005	FUSE(15 AMP)
A212654	DAEWOO YELLOW
D139689	DAEWOO BLACK

D15/18S2 D20SC2(SB1058/TIREII) PARTS BOOK(FL/FM)
0100



D15/18S2 D20SC2

FIG.1.00

A323001 ENGINE AR-BASIC

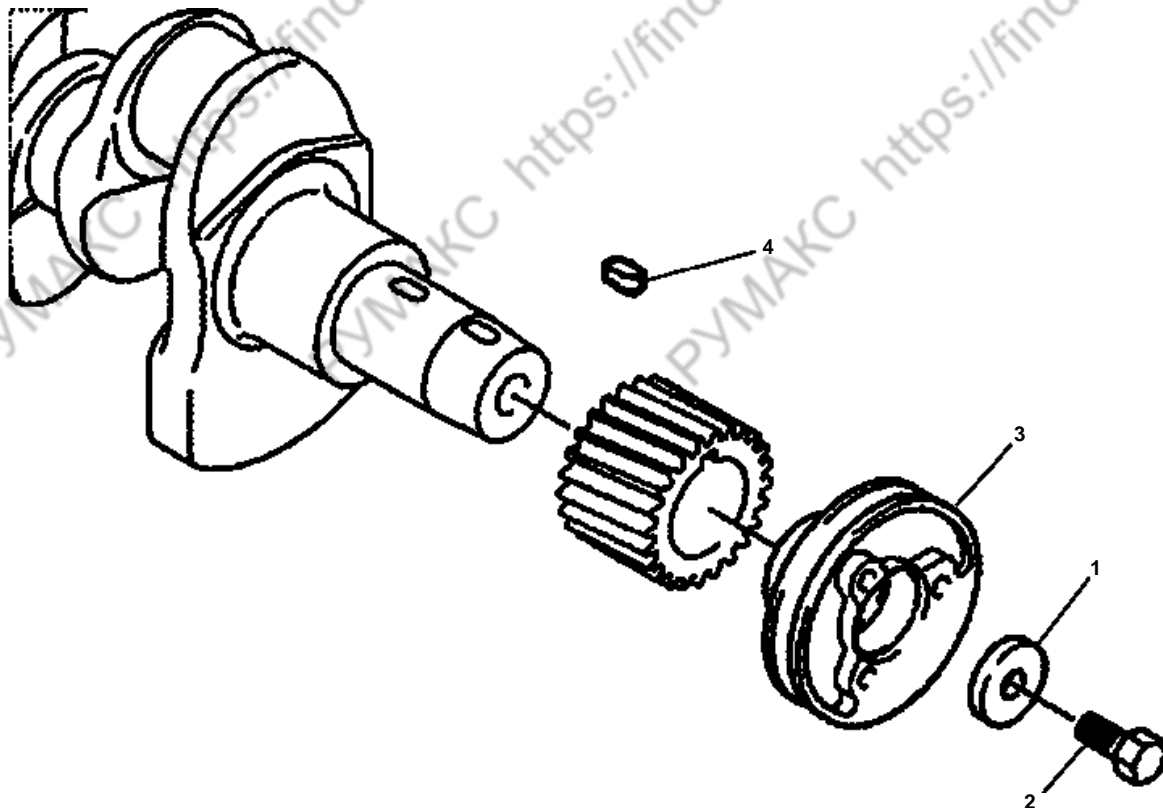
NOTE	ITEM NO.	PART NUMBER	QTY	DESCRIPTION	CHANGE CODE	START SERIAL NO.					
						EM0FL	EM0FM	-	-	-	-
Z	1	A323000	1	ENGINE AS-PRIM							
		A323036	1	- ENGINE AS-PRIM (FOR AFTER SERVICE)							
	2	A293232	1	FAN-COOLING							
	3	D917092	8	WASHER							
	4	S0556563	4	BOLT							
	5	A298146	1	SPACER-FAN							
	6	A323035	1	ADAPTER-FLYWHEEL							
	7	S0509063	4	BOLT							
	8	D700366	2	DOWEL							
	9	A293205	1	FLYWHEE HOUSING							
	10	S0512063	8	BOLT							
	11	D917093	14	WASHER							
	12	S0515263	2	BOLT							
	13	D917091	2	WASHER							
	14	S0758263	6	BOLT							
	15	A323005	1	FLYWHEE ASS'Y							
		A323004	1	- FLYWHEEL							
		A293209	1	- RING GEAR							

D15/18S2 D20SC2

D298067 CRANKSHAFT PULLEY

FIG.1.01

NOTE	ITEM NO.	PART NUMBER	QTY	DESCRIPTION	CHANGE CODE	START SERIAL NO.				
						EM0FL	EM0FM	-	-	-
	1	A293234	1	WASHER						
	2	A293235	1	SCREW						
	3	A298068	1	PULLEY ; CRANKSHAFT						
	4	A293237	1	KEY						

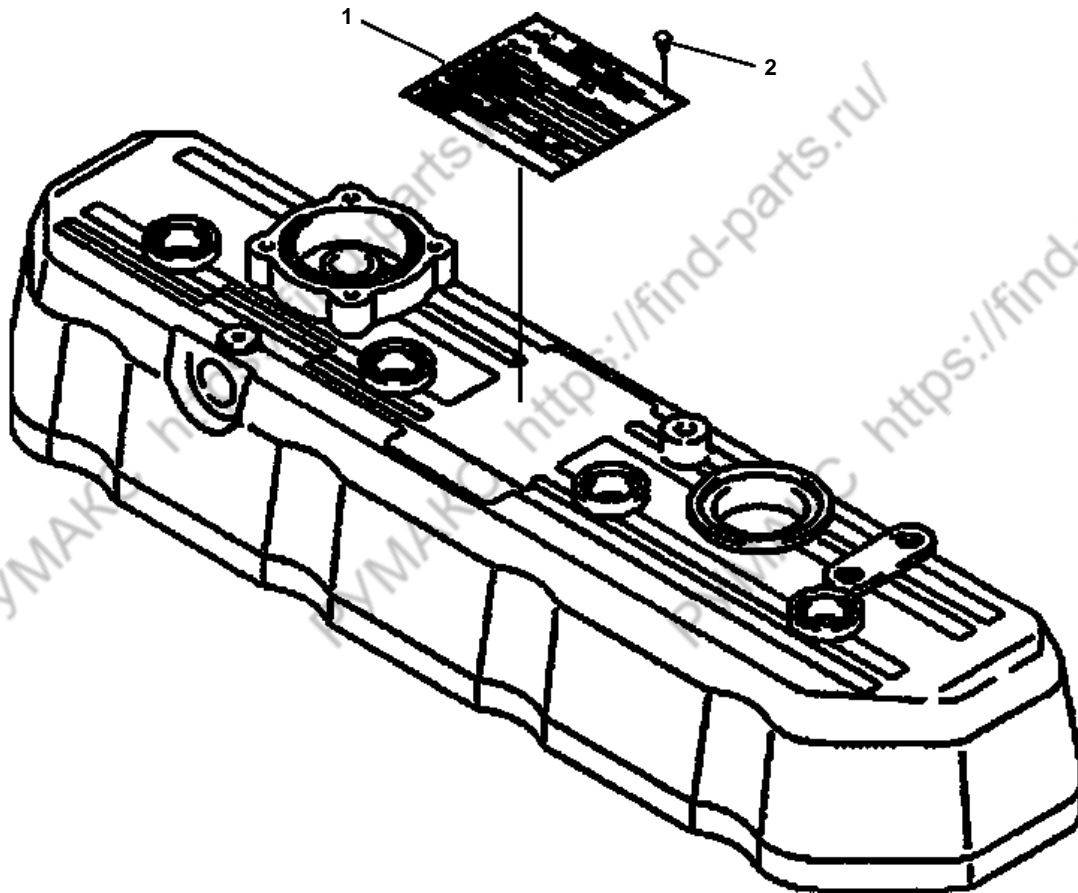


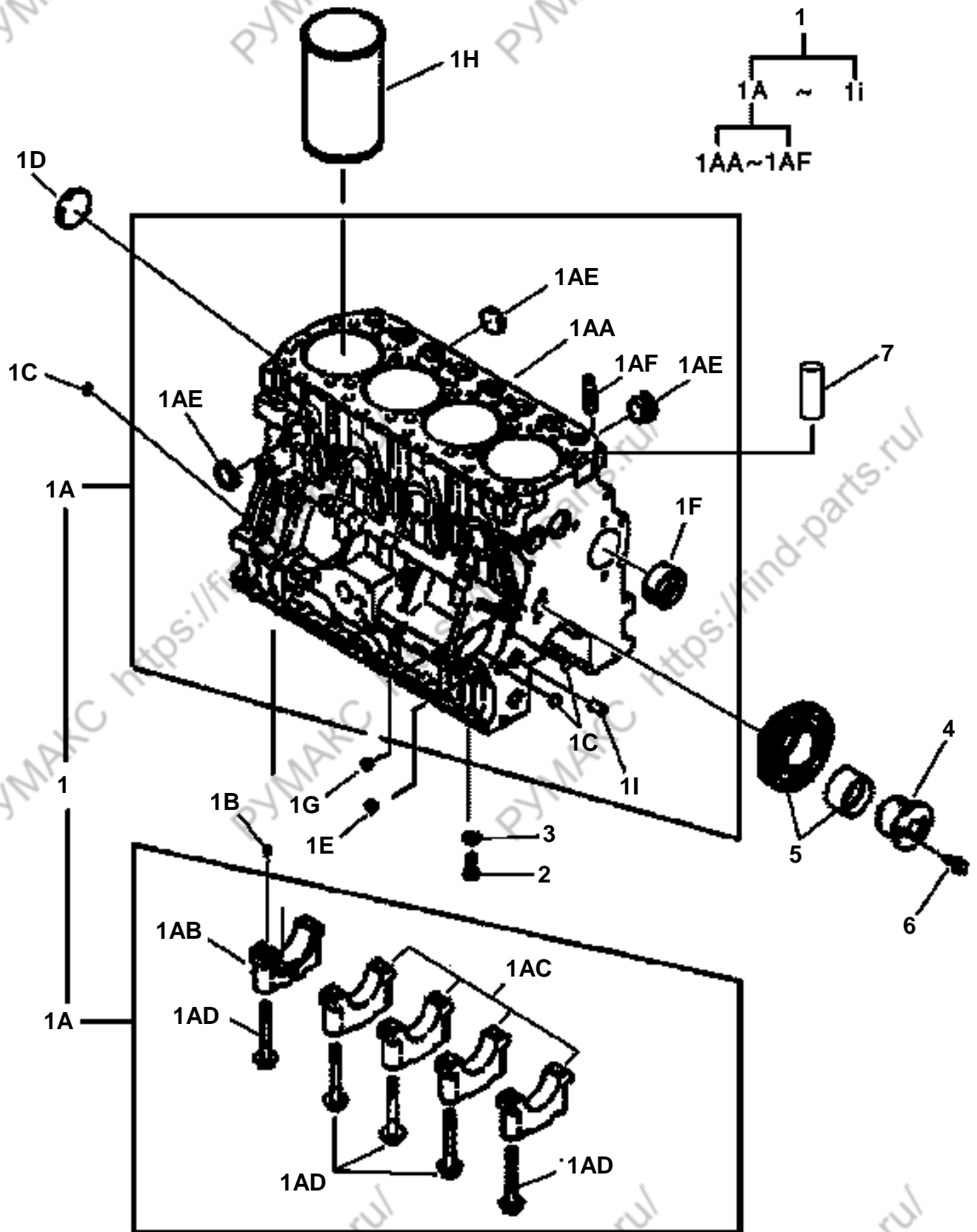
D15/18S2 D20SC2

A298069 AGENCY APPROVAL

FIG.1.02

NOTE	ITEM NO.	PART NUMBER	QTY	DESCRIPTION	CHANGE CODE	START SERIAL NO.			
						EM0FL	EM0FM	-	-
	1	A298159	1	DATA PLATE					
	2	A293243	4	RIVET					



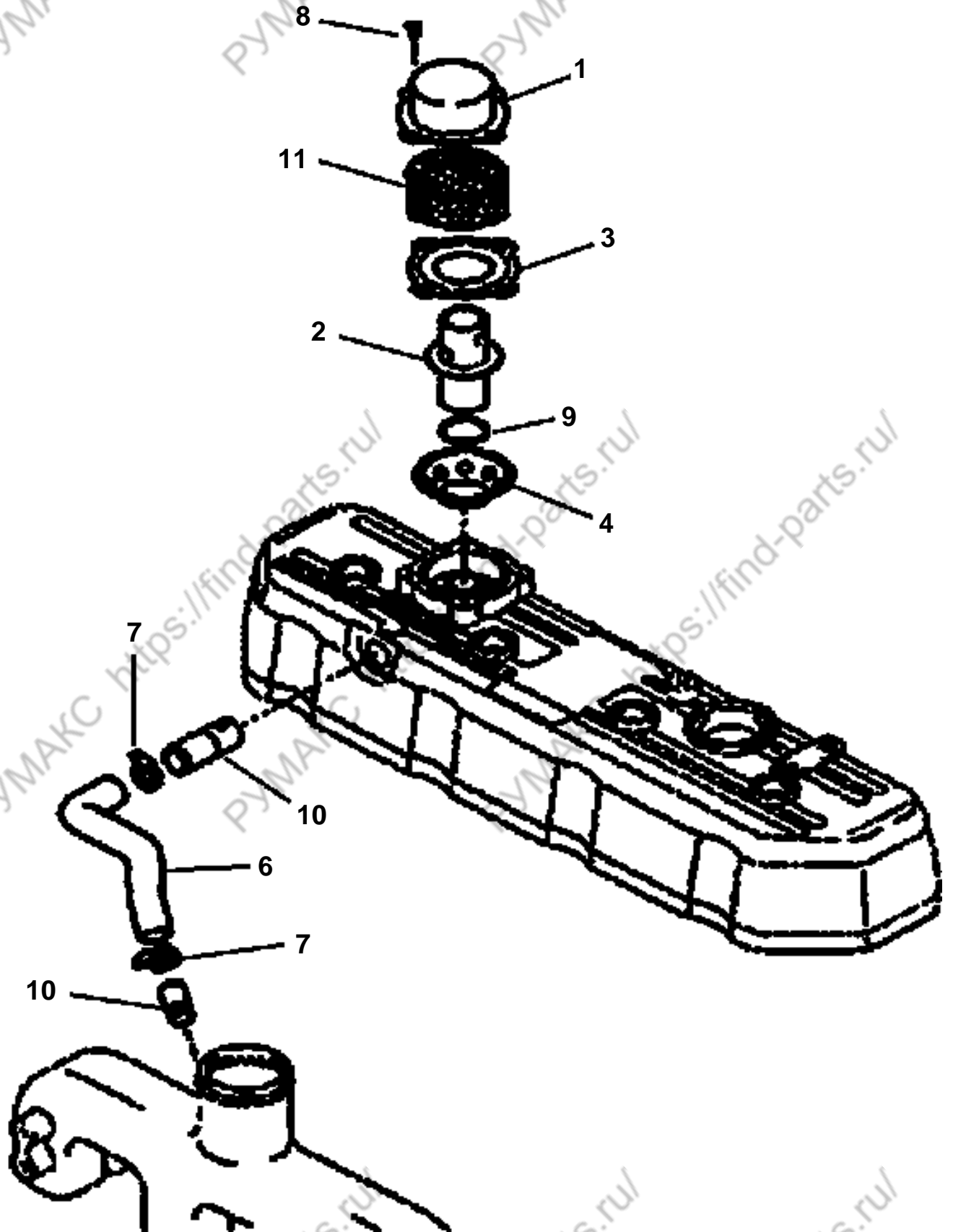


D15/18S2 D20SC2

FIG.1.03

A293244 CYLINDER BLOCK

NOTE	ITEM NO.	PART NUMBER	QTY	DESCRIPTION	CHANGE CODE	START SERIAL NO.				
						EM0FL	EM0FM	-	-	-
	1	A293245	1	BLOCK ; CYLINDER						
Z	1A	A293246	1	- BLOCK ; CYLINDER						
Z	1AA	A293247	1	- BLOCK ; CYLINDER						
Z	1AB	A293248	1	- CAP ; MAIN BEARING						
Z	1AC	A293249	4	- CAP ; MAIN BEARING						
	1AD	A293250	10	- SCREW ; HEX FLANGE HEAD CAP						
	1AE	A293251	8	- PLUG ; EXPANSION						
	1AF	A293252	1	- PLUG ; THREADED						
	1B	A293253	1	- PIN ; ROLL						
	1C	A293254	3	- PLUG ; EXPANSION						
	1D	A293255	1	- PLUG ; EXPANSION						
	1E	A293256	3	- PLUG ; PIPE						
	1F	A293257	1	- BUSHING						
	1G	A293258	1	- PLUG, PIPE						
	1H	A293259	4	- LINER ; CYLINDER						
	1I	A293260	2	- PIN ; GUIDE						
	2	A293261	4	SCREW						
	3	A293262	4	WASHER						
	4	A293263	1	SHAFT ; IDLER						
	5	A293264	1	GEAR ; IDLER						
	6	A293265	2	SCREW						
	7	A298051	1	PIN ; OIL						



D15/18S2 D20SC2

FIG.1.04

A293266 CRANKCASE BREATHER

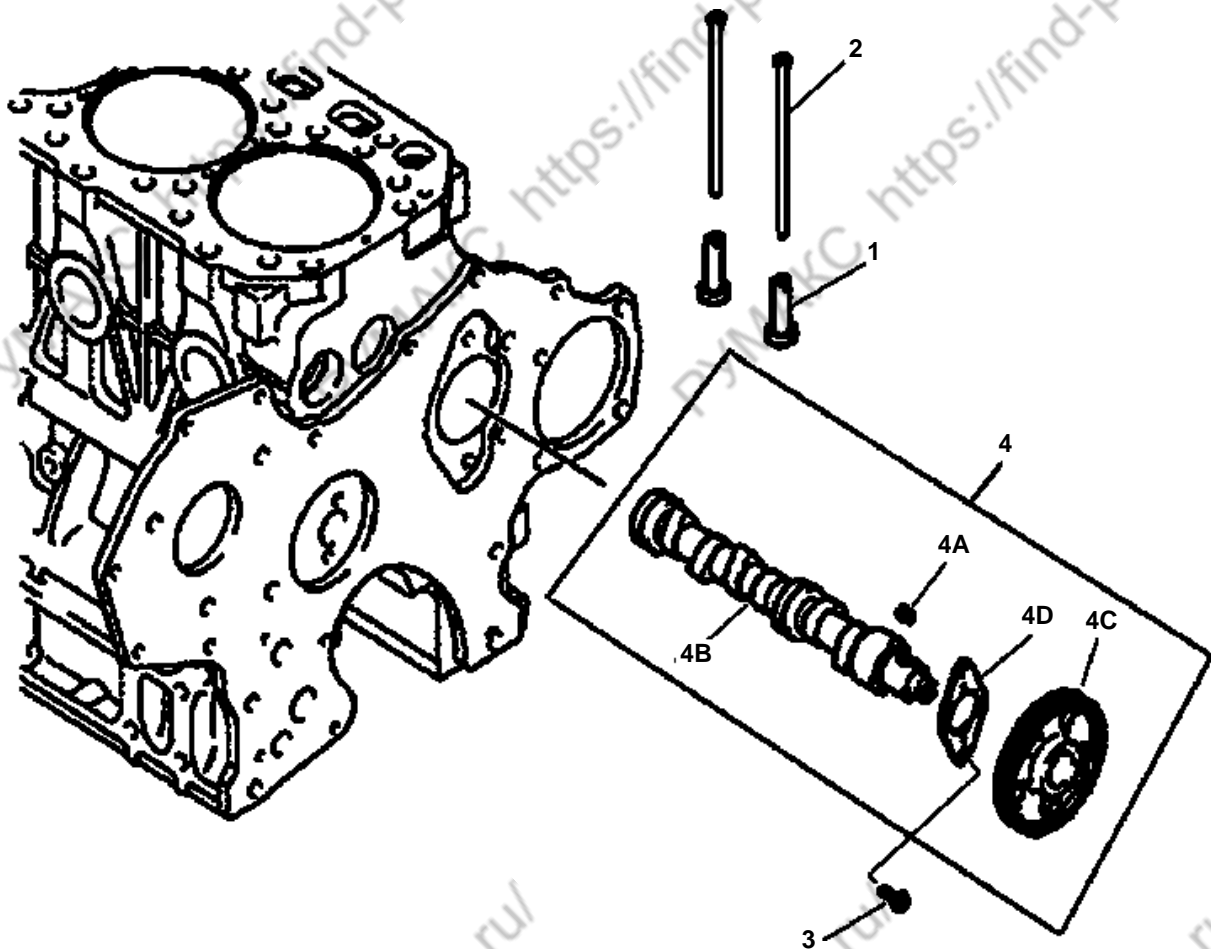
NOTE	ITEM NO.	PART NUMBER	QTY	DESCRIPTION	CHANGE CODE	START SERIAL NO.			
						EM0FL	EM0FM	-	-
	1	A293267	1	COVER ; BREATHER					
	2	A293268	1	VALVE ; PRESSURE RELIEF					
	3	A293269	1	GASKET ; BREATHER					
	4	A293270	1	PLATE ; CNT VALVE GASKET					
	6	A293272	1	HOSE					
	7	A293273	2	CLAMP					
	8	A293274	4	SCREW					
	9	A293275	1	SEAL ; O-RING					
	10	A293276	2	TUBE ; BREATHER					
	11	A293277	1	BAFFLE ; BREATHER					

D15/18S2 D20SC2

A293278 CAMSHAFT

FIG.1.05

NOTE	ITEM NO.	PART NUMBER	QTY	DESCRIPTION	CHANGE CODE	START SERIAL NO.				
						EM0FL	EM0FM	-	-	-
Z	1	A293279	8	TAPPET, VALVE						
	2	A293280	8	ROD ; PUSH						
	3	A293281	2	SCREW						
	4	A298161	1	CAMSHAFT						
	4A	A293237	1	- KEY ; SQUARE						
	4B	A293284	1	- CAMSHAFT						
	4C	A293285	1	- GEAR ; CAMSHAFT						
	4D	A293286	1	- BEARING ; CAMSHAFT THRUST						

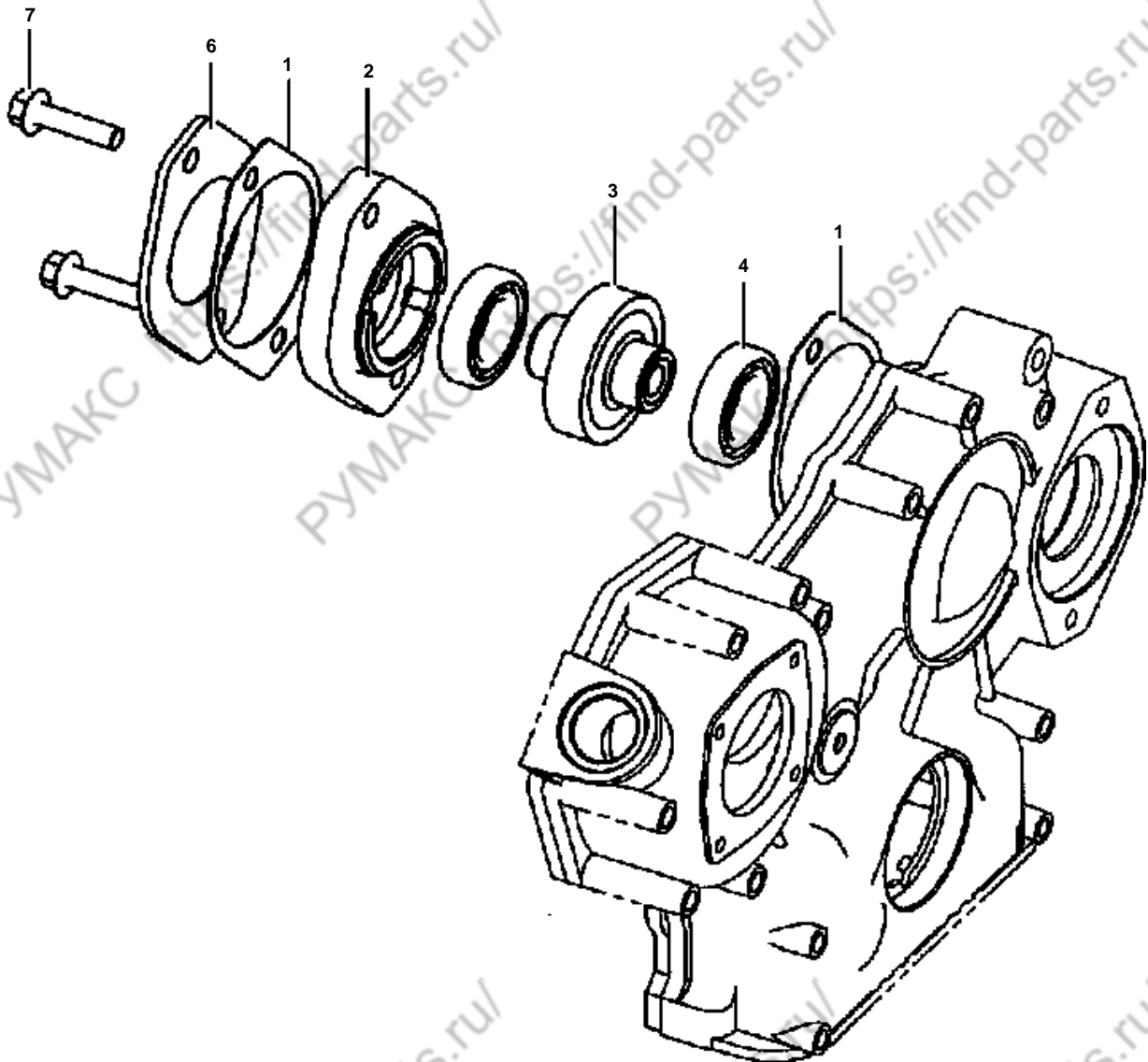


D15/18S2 D20SC2

FIG.1.06

A323022 FRONT GEAR TRAIN ACCESSORY

NOTE	ITEM NO.	PART NUMBER	QTY	DESCRIPTION	CHANGE CODE	START SERIAL NO.			
						EMOFL	EMOFM	-	-
	1	A298052	2	GASKET; ACCESSORY DRIVE COVER					
	2	A323023	1	ADAPTER					
	3	A323024	1	GEAR					
	4	A323025	2	BEARING-BALL					
	6	A298053	1	GASKET; ACCESSORY DRIVE					
	7	A323026	2	SCREW					




D15/18S2 D20SC2

A298071 FAN DRIVE-PULLY

FIG.1.07

NOTE	ITEM NO.	PART NUMBER	QTY	DESCRIPTION	CHANGE CODE	START SERIAL NO.				
						EMOFL	EMOFM	-	-	-
	1	A298149	1	BELT ; V						
	2	A293313	1	PULLEY ; FAN						




D15/18S2 D20SC2

A298166 FAN DRIVE-BELT

FIG.1.07

NOTE	ITEM NO.	PART NUMBER	QTY	DESCRIPTION	CHANGE CODE	START SERIAL NO.				
						EMOFL	EMOFM	-	-	-
	1	A298149	1	BELT ; V						
	2	A293313	1	PULLEY ; FAN						

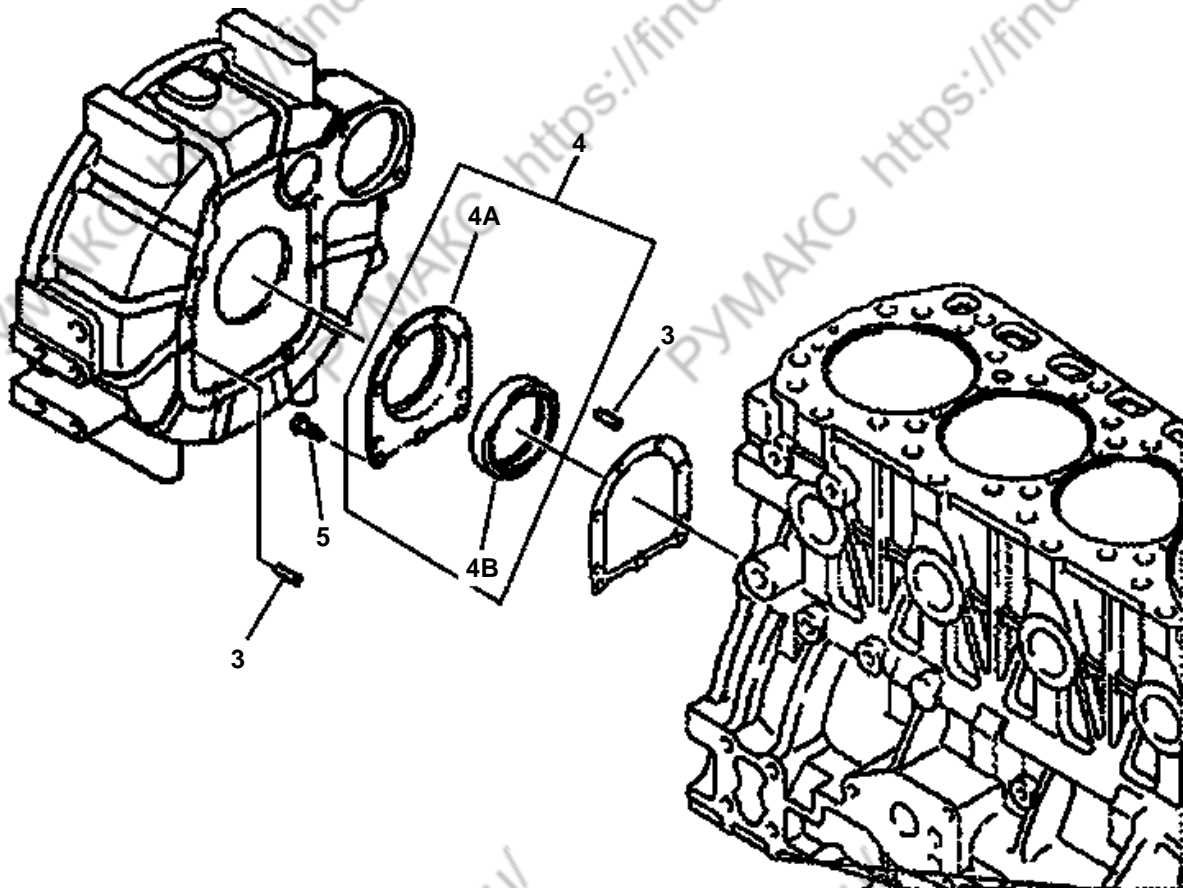


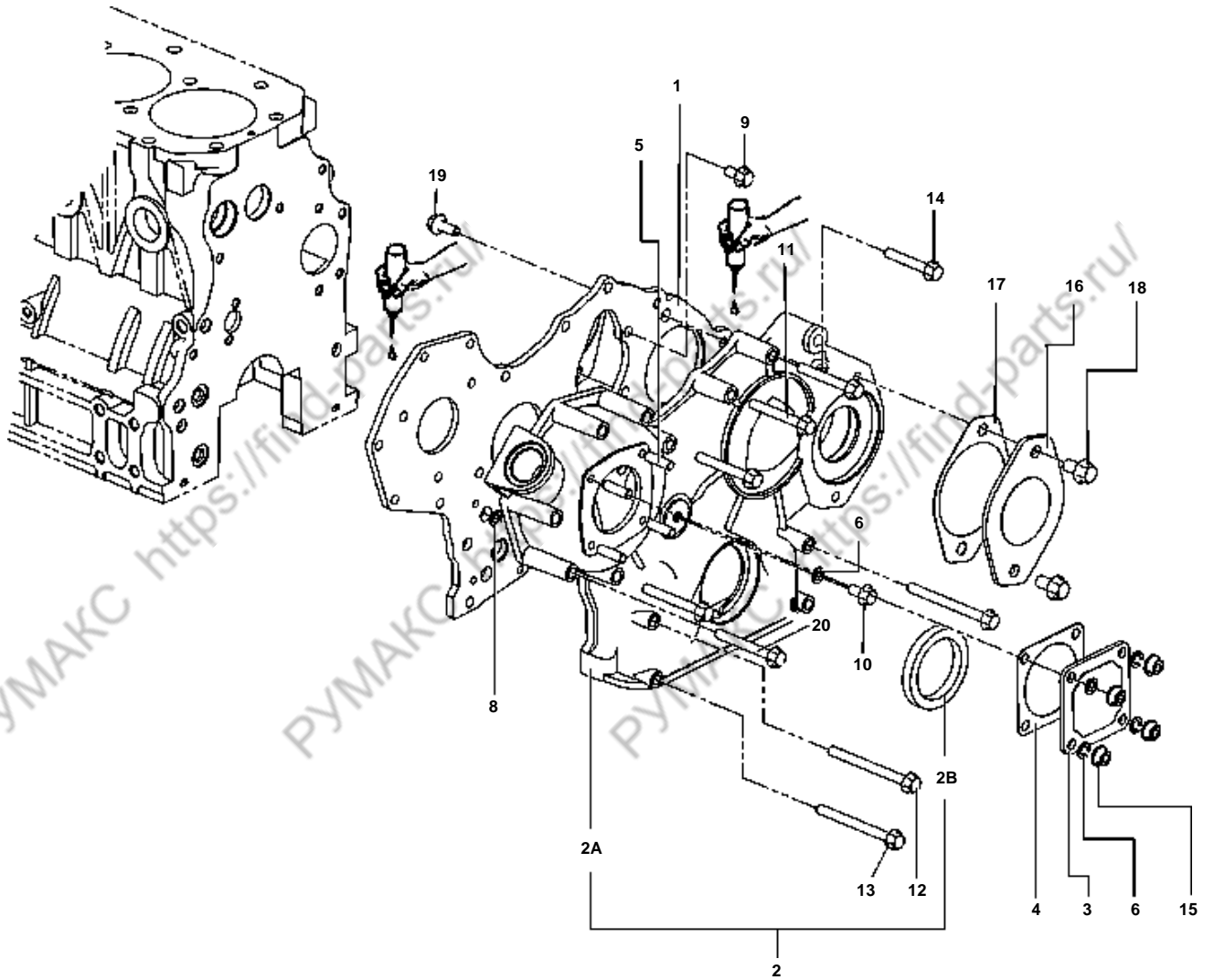
D15/18S2 D20SC2

A298175 FYLWHEEL HOUSING

FIG.1.08

NOTE	ITEM NO.	PART NUMBER	QTY	DESCRIPTION	CHANGE CODE	START SERIAL NO.				
						EMOFL	EMOFM	-	-	-
DEL	1	A293205	1	HOUSING ; FLY WHEEL						
DEL	2	A293328	8	SCREW						
	3	A293329	4	PIN ; GUIDE						
Z	4	A293330	1	SEAL ; OIL						
	4A	A293331	1	- CARRIER ; SEAL						
	4B	A293332	1	- SEAL ; OIL						
	5	A293292	9	SCREW						



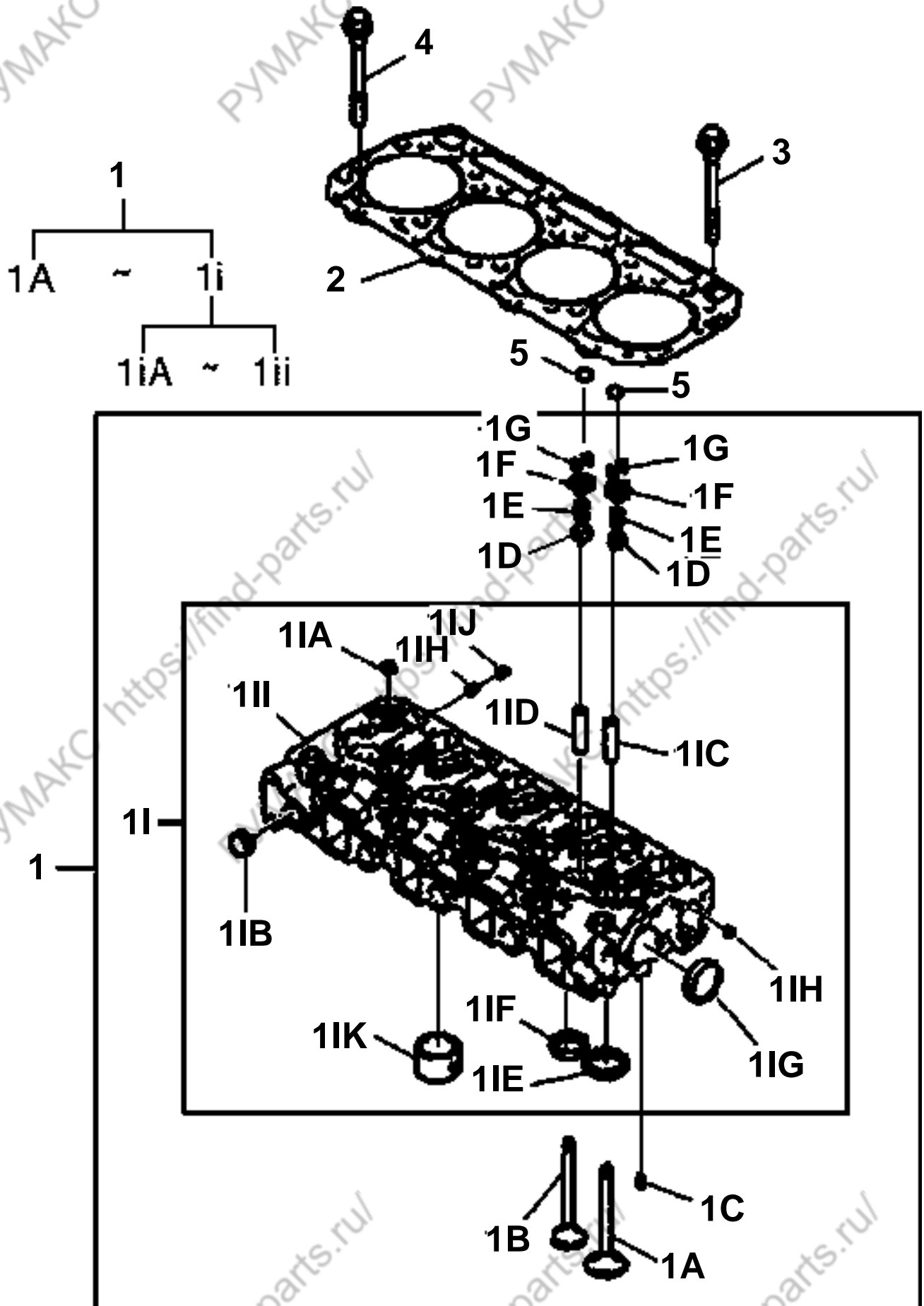


D15/18S2 D20SC2

FIG.1.10

A293370 FRONT GEAR COVER

NOTE	ITEM NO.	PART NUMBER	QTY	DESCRIPTION	CHANGE CODE	START SERIAL NO.				
						EM0FL	EM0FM	-	-	-
	1	A293371	1	PLATE ; GEAR COVER						
Z	2	A293372	1	- COVER ; FRONT						
	2A	A293373	1	- COVER ; FRONT						
	2B	A293374	1	SEAL ; OIL						
	3	A293291	1	COVER ; ACCESSORY DRIVE						
	4	A293290	1	GASKET ; ACC DRIVE COVER						
Z	5	A293377	4	STUD						
	6	A293262	5	WASHER						
	8	A293380	2	SEAL ; O RING						
	9	A293346	3	SCREW						
	10	A293281	1	SCREW						
	11	A293383	3	SCREW						
	12	A293384	2	SCREW						
	13	A293385	2	SCREW						
	14	A293386	1	SCREW						
	15	A293294	4	NUT						
	16	A298053	1	COVER ; ACCESSORY DRIVE						
	17	A298052	1	GASKET ; ACCESSORY DRIVE COVER						
	18	A298057	2	SCREW						
	19	A293441	1	SCREW						
	20	A298095	5	SCREW						

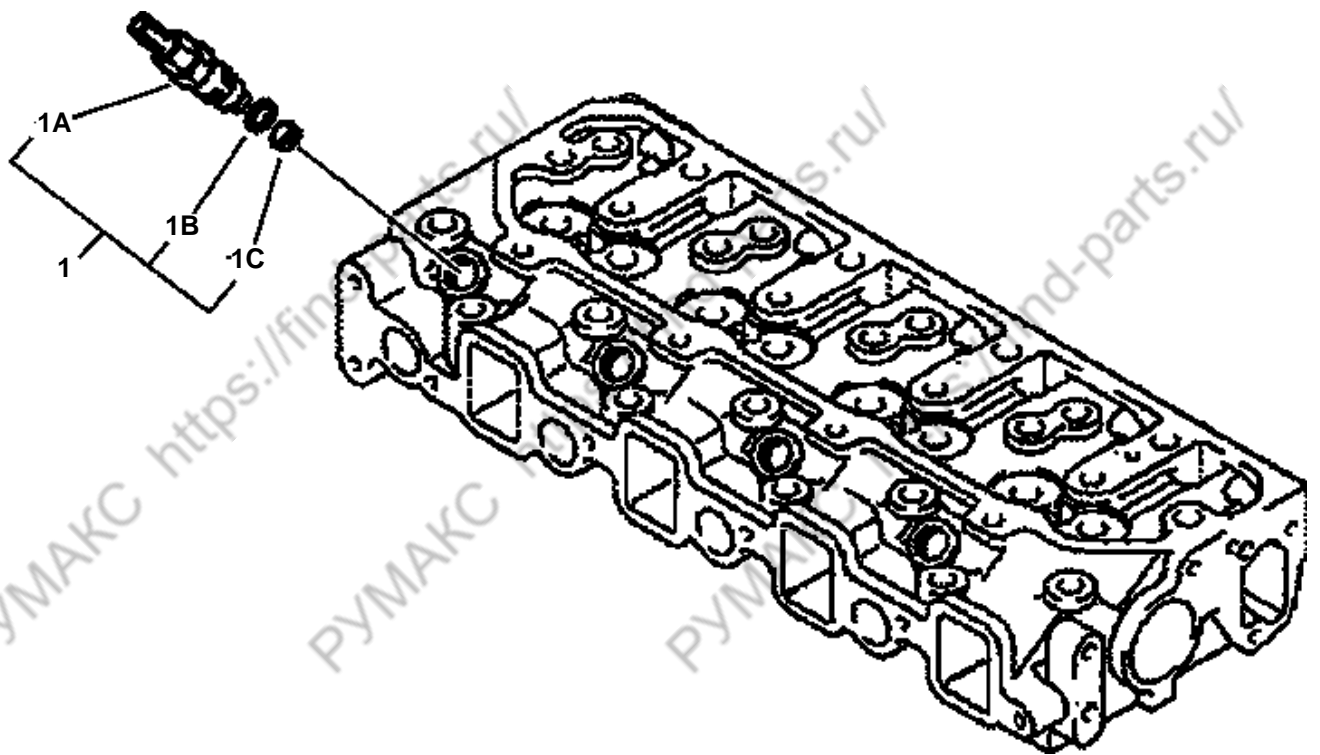


D15/18S2 D20SC2

FIG.1.11

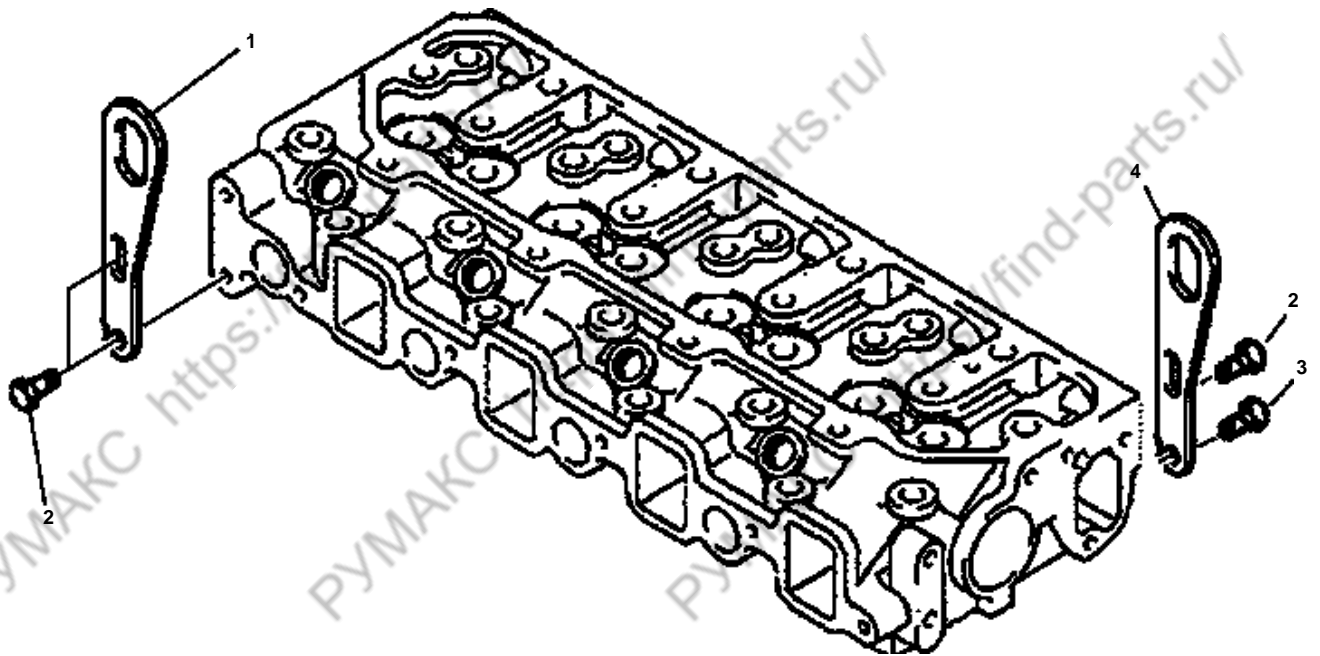
A293388 CYLINDER HEAD

NOTE	ITEM NO.	PART NUMBER	QTY	DESCRIPTION	CHANGE CODE	START SERIAL NO.				
						EMOFL	EMOFM	-	-	-
	1	A293389	1	HEAD ; CYLINDER						
	1A	A293390	4	- VALVE ; INTAKE						
	1B	A293391	4	- VALVE ; EXHAUST						
	1C	A293392	2	- PIN ; ROLL						
	1D	A293393	8	- SEAL ; VALVE STEM						
	1E	A293394	8	- SPRING ; VALVE						
	1F	A293395	8	- RETAINER ; VALVE SPRING						
	1G	A293396	16	- COLLET ; VALVE						
	1I	A293398	1	- HEAD ; CYLINDER						
	1IA	A293256	4	- PLUG ; PIPE						
	1IB	A293400	4	- PLUG ; EXPANSION						
	1IC	A293401	4	- GUIDE ; VALVE STEM						
	1ID	A293402	4	- GUIDE ; VALVE STEM						
	1IE	A293403	4	- SEAT ; ENGINE INTAKE VALVE						
	1IF	A293404	4	- SEAT ; ENGINE EXHAUST VALVE						
	1IG	A293405	2	- PLUG ; EXPANSION						
	1IH	A293258	5	- PLUG ; PIPE						
Z	1II	A293407	1	- HEAD ; CYLINDER						
	1IJ	A293408	4	- PLUG ; DRIVE						
Z	1IK	A298167	4	- CHAMBER ; INJECTION						
	2	A293409	1	GASKET ; CYLINDER HEAD						
	3	A293410	14	SCREW						
	4	A293411	4	SCREW						
	5	A293412	8	CAP ; VALVE						



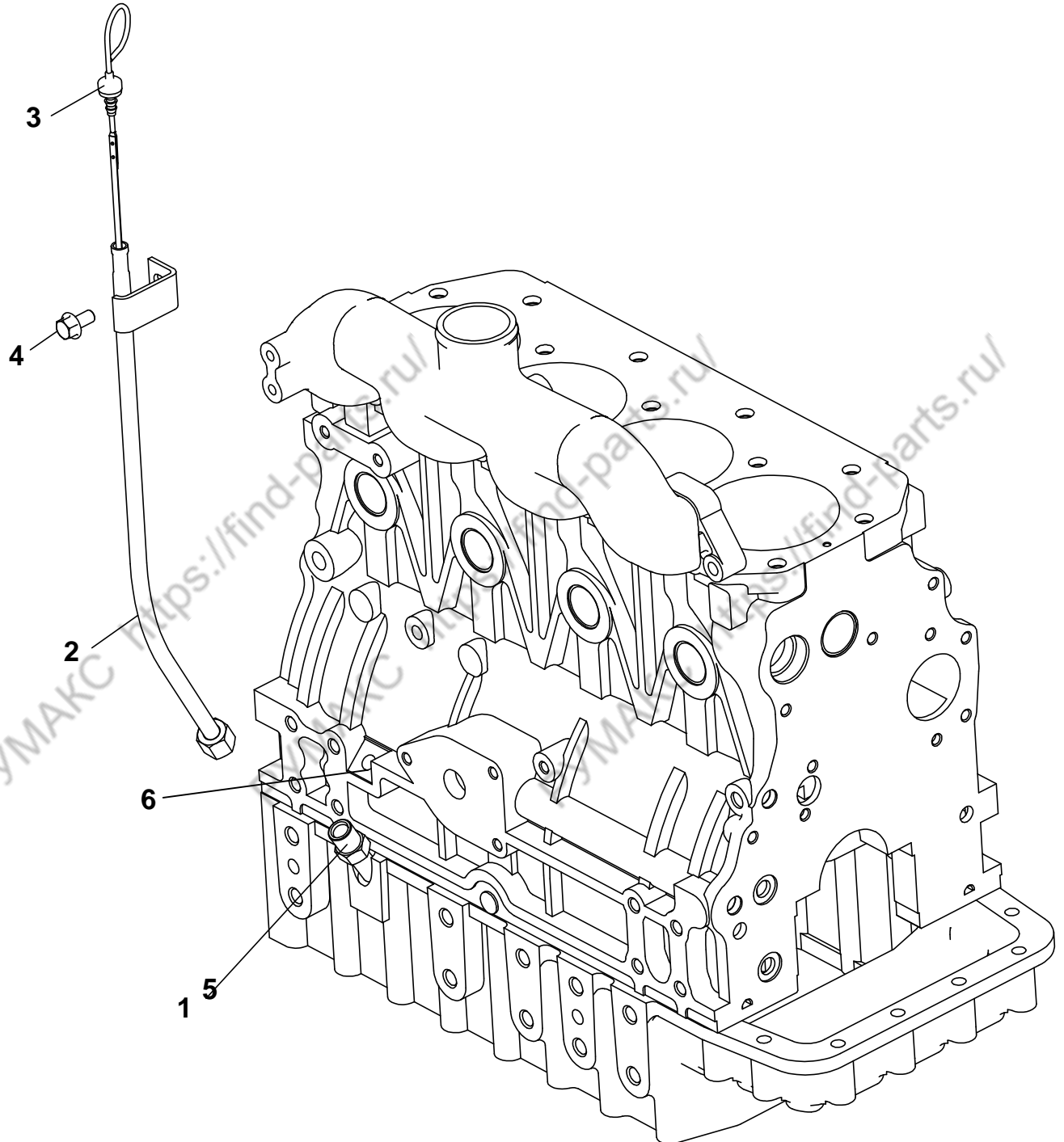
D15/18S2 D20SC2**A293413 INJECTOR****FIG.1.12**

NOTE	ITEM NO.	PART NUMBER	QTY	DESCRIPTION	CHANGE CODE	START SERIAL NO.				
						EM0FL	EM0FM	-	-	-
Z	1	A293414	4	INJECTOR						
	1A	A293415	1	- INJECTOR						
	1B	A293416	1	- SEAL ; INJECTOR						
	1C	A293417	1	- SPACER						



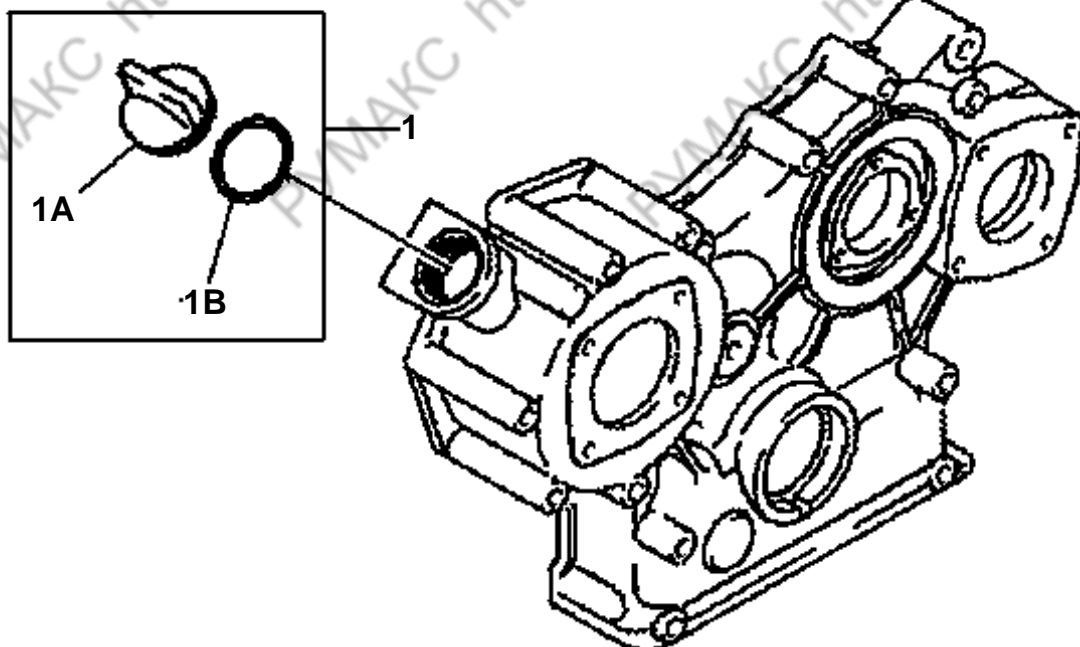
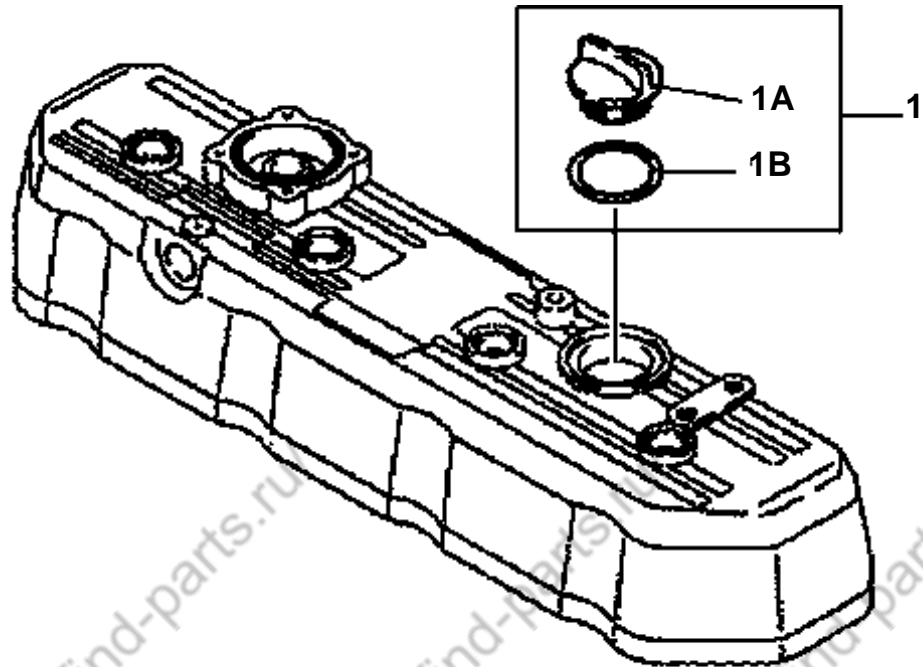
D15/18S2 D20SC2**FIG.1.13****A293422 LIFTING ARRANGEMENT**

NOTE	ITEM NO.	PART NUMBER	QTY	DESCRIPTION	CHANGE CODE	START SERIAL NO.				
						EM0FL	EM0FM	-	-	-
	1	A293423	1	BRACKET ; LIFTING						
	2	A293281	3	SCREW						
	3	A293346	1	SCREW						
	4	A298060	1	BRACKET ; LIFTING						



D15/18S2 D20SC2**FIG.1.14****A298083 OIL LEVEL GAUGE**

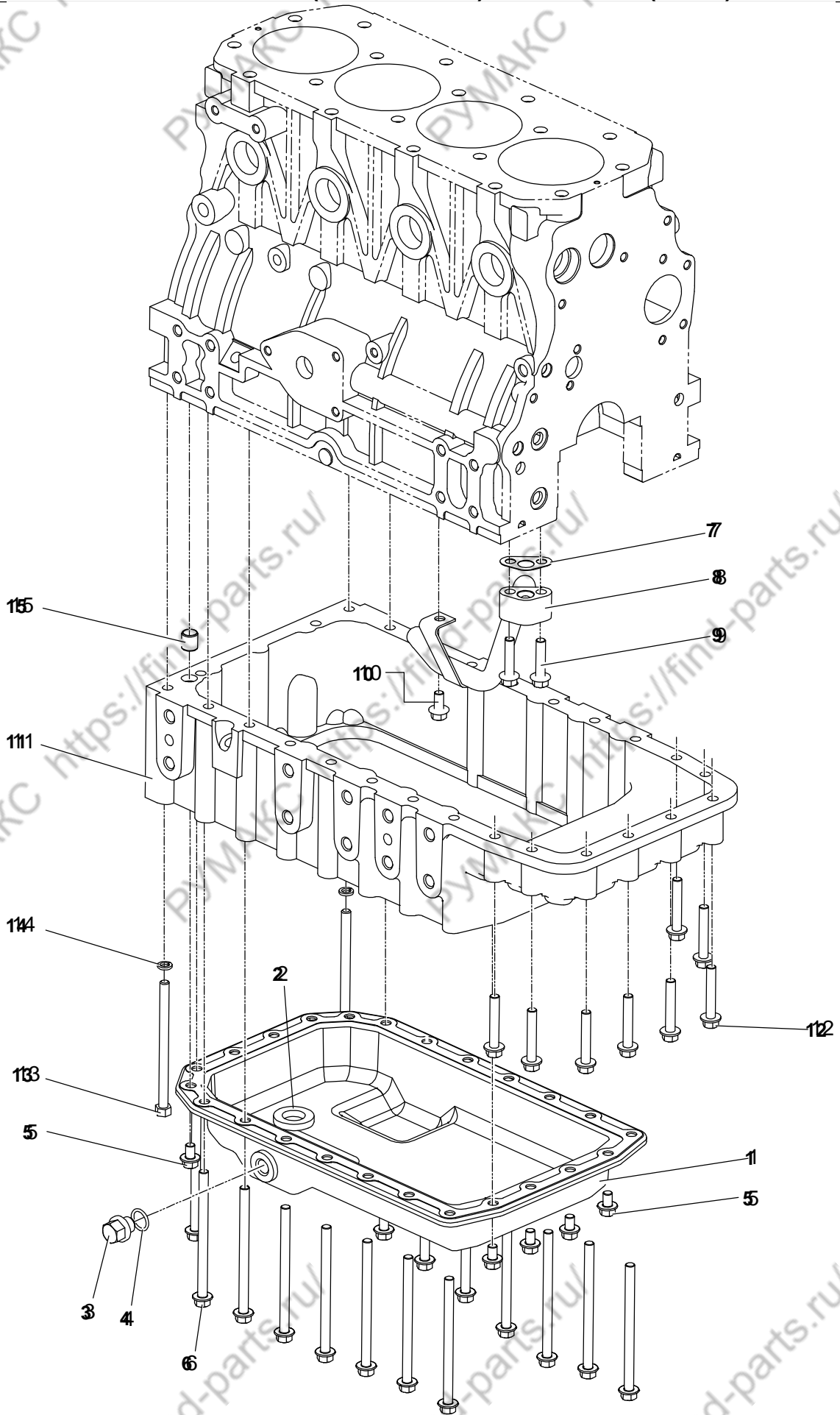
NOTE	ITEM NO.	PART NUMBER	QTY	DESCRIPTION	CHANGE CODE	START SERIAL NO.				
						EM0FL	EM0FM	-	-	-
	1	A298047	1	PLUG, OIL GAUGE						
	2	A298084	1	TUBE, OIL GAUGE						
	3	A298085	1	DIPSTICK						
	4	A293281	1	SCREW, HEX FLANGE HEAD CAP						
	5	A298061	1	SEAL; O-RING						
	6	A298168	1	PLUG						



D15/18S2 D20SC2**FIG.1.15****A293454 OIL FILLER ARRANGEMENT**

NOTE	ITEM NO.	PART NUMBER	QTY	DESCRIPTION	CHANGE CODE	START SERIAL NO.				
						EM0FL	EM0FM	-	-	-
Z	1	A293455	2	CAP ; FILLER						
	1A	A293456	1	- CAP ; FILLER						
	1B	A293457	1	- SEAL ; RECTANGULAR RING						

D15/18S2 D20SC2(SB1058/TIREII) PARTS BOOK(FL/FM)

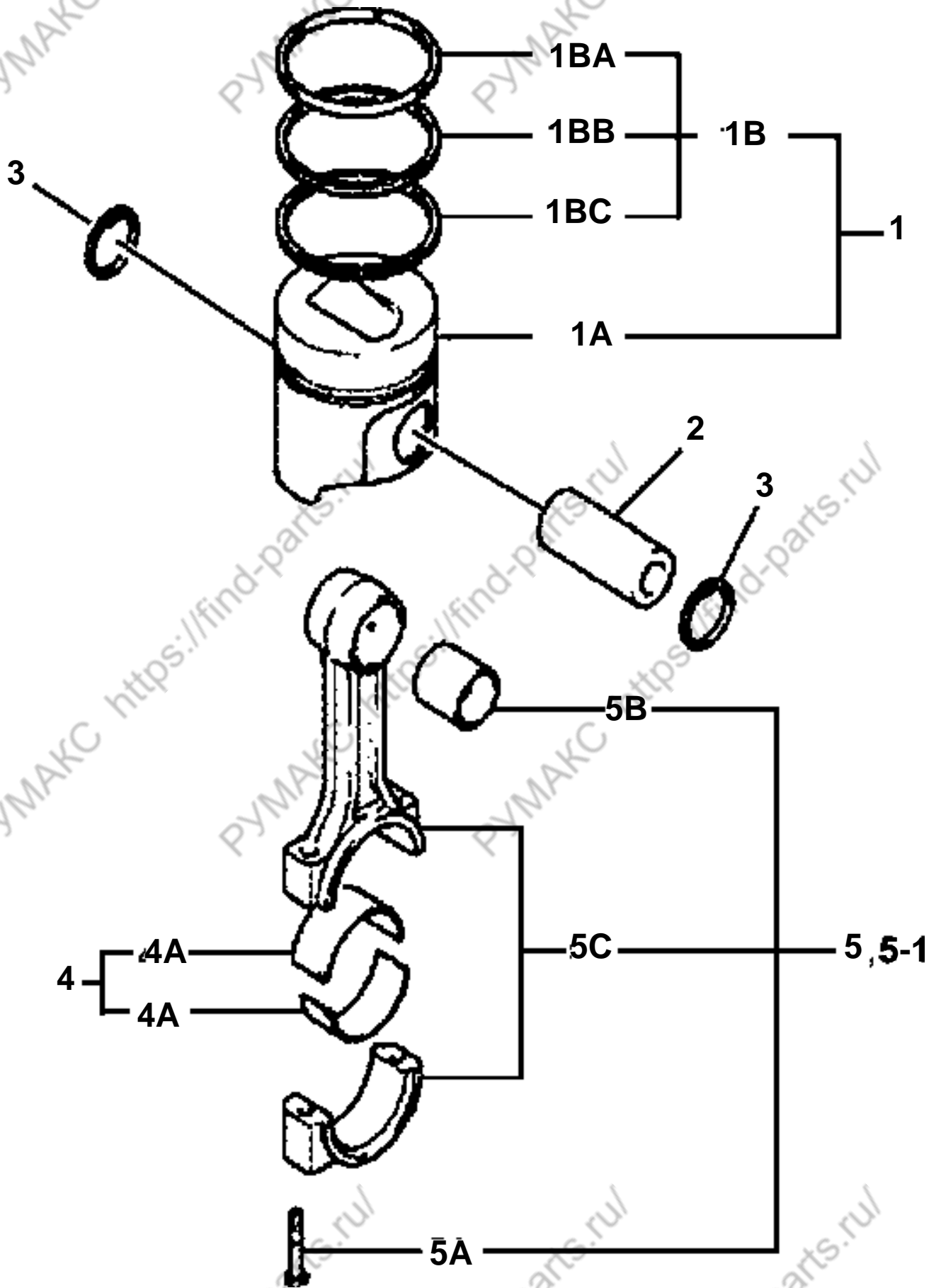


D15/18S2 D20SC2

FIG.1.16

A298086 OIL PAN

NOTE	ITEM NO.	PART NUMBER	QTY	DESCRIPTION	CHANGE CODE	START SERIAL NO.				
						EM0FL	EM0FM	-	-	-
	1	A298087	1	COVER, OIL PAN						
	2	A293460	1	MAGNET						
	3	A293461	1	PLUG, THREADED						
	4	A293380	1	SEAL, O RING						
	5	A293468	8	SCREW						
	6	A298088	16	SCREW						
	7	A293465	1	GASKET, LUB OIL SUCTION TUBE						
	8	A298089	1	TUBE, LUB OIL SUCTION						
	9	A293467	2	SCREW						
	10	A293281	1	SCREW						
	11	A298090	1	OIL PAN						
	12	A293386	8	SCREW						
	13	A298091	2	SCREW						
	14	A298092	2	WASHER, LOCK						
	15	A298093	1	PIN, LOCK						

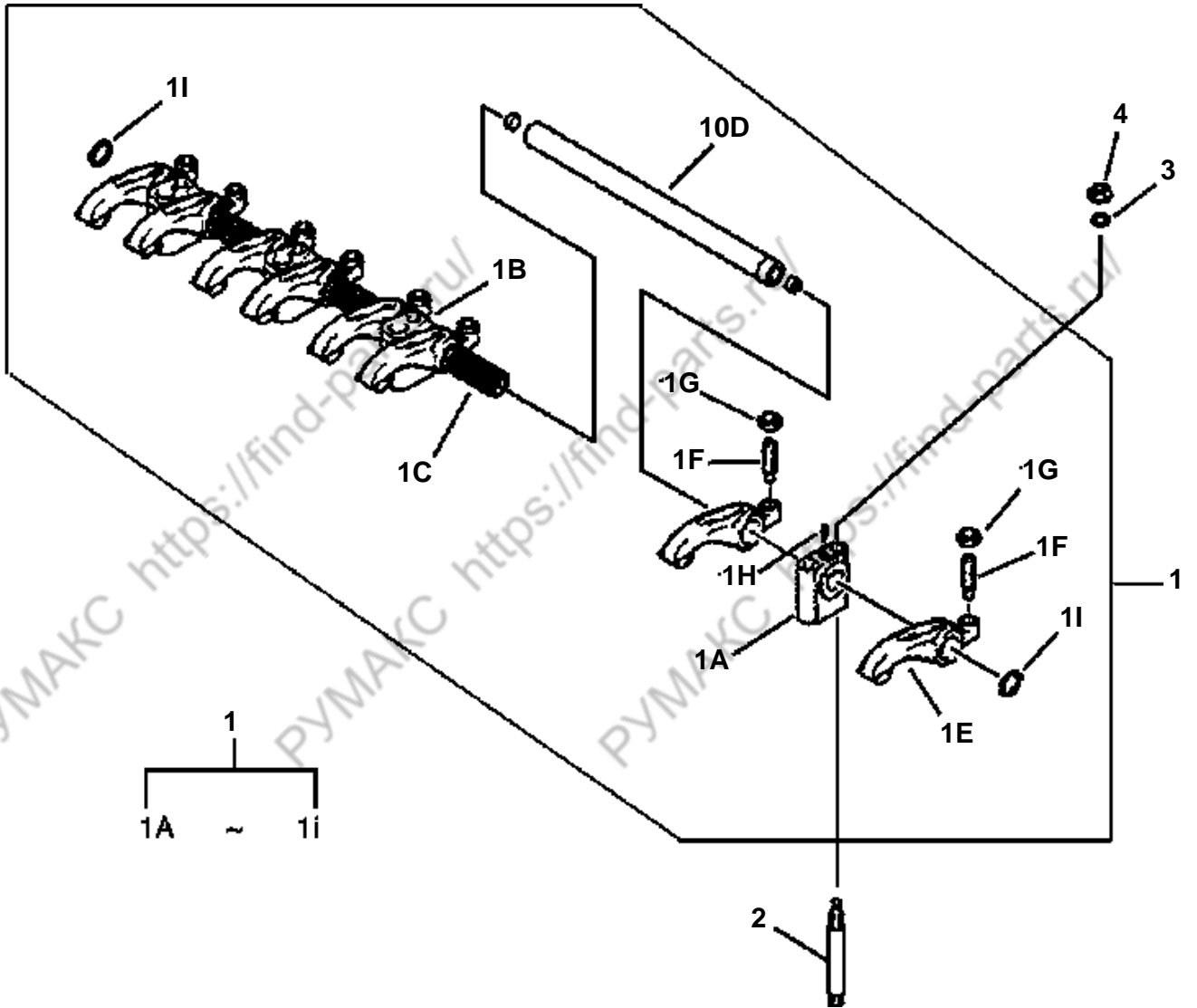


D15/18S2 D20SC2

FIG.1.17

A293472 ENGINE PISTON

NOTE	ITEM NO.	PART NUMBER	QTY	DESCRIPTION	CHANGE CODE	START SERIAL NO.				
						EMOFL	EMOFM	-	-	-
	1	A293473	4	PISTON ; ENGINE						
Z	1A	A293474	1	- PISTON ; ENGINE						
	1B	A293475	1	- SET ; PISTON RING						
Z	1BA	A293476	1	- RING ; COMPRESSION PISTON						
Z	1BB	A293477	1	- RING ; COMPRESSION PISTON						
Z	1BC	A293478	1	- RING ; OIL PISTON						
	2	A293479	4	PIN ; PISTON						
	3	A293480	8	RING ; RETAINING						
	4	A293481	4	BEARING ; CONNECTING ROD						
Z	4A	A293482	2	- BEARING ; CONNECTING ROD						
Z	5		4	ROD ; ENGINE CONNECTING						
	5A	A293484	2	- SCREW						
Z	5B	A293485	1	- BUSHING						
Z	5C	A293486	1	- ROD ; ENGINE CONNECTING						
	5-1	A298170	4	ROD ; ENGINE CONROD SET						

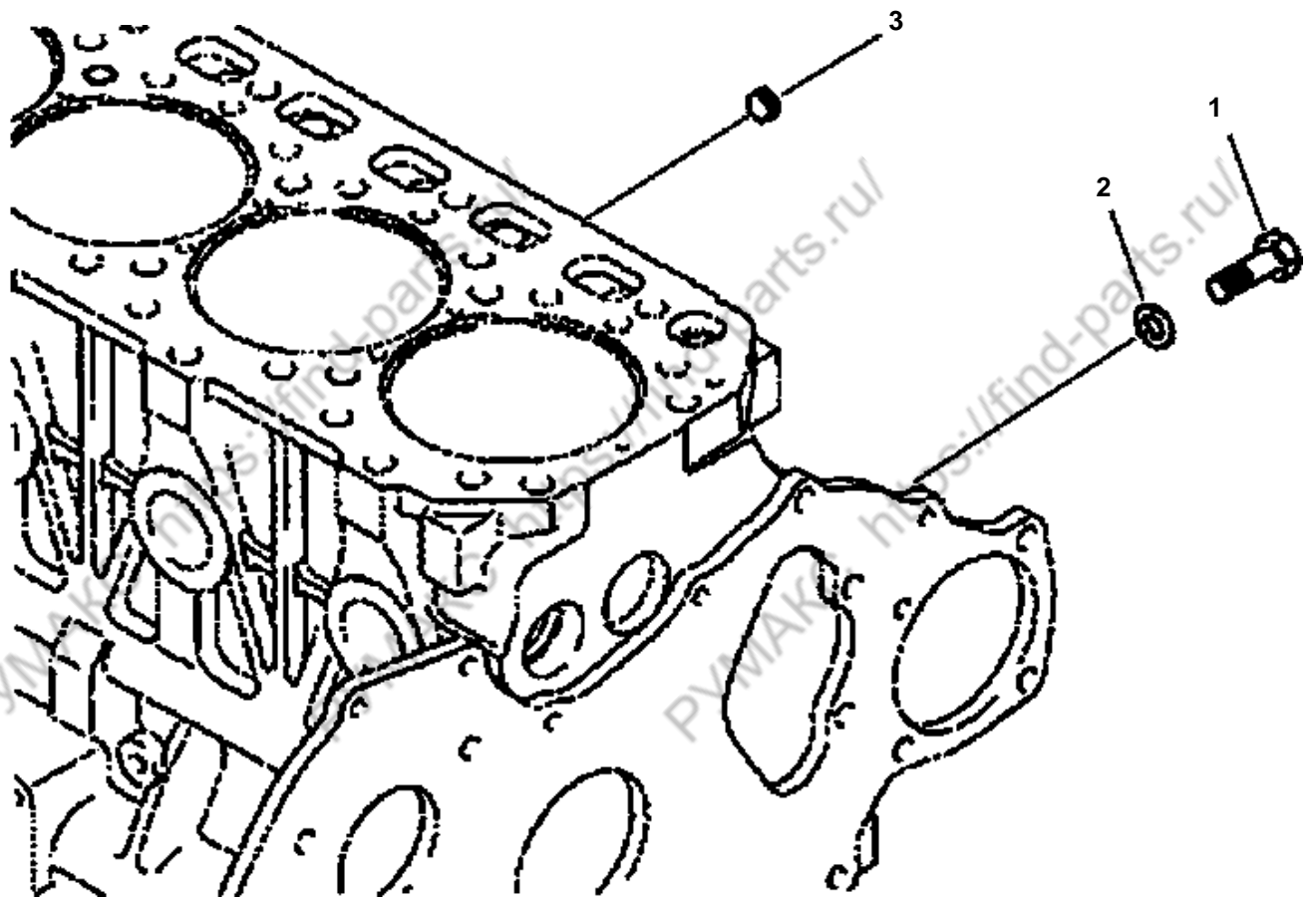


D15/18S2 D20SC2

FIG.1.18

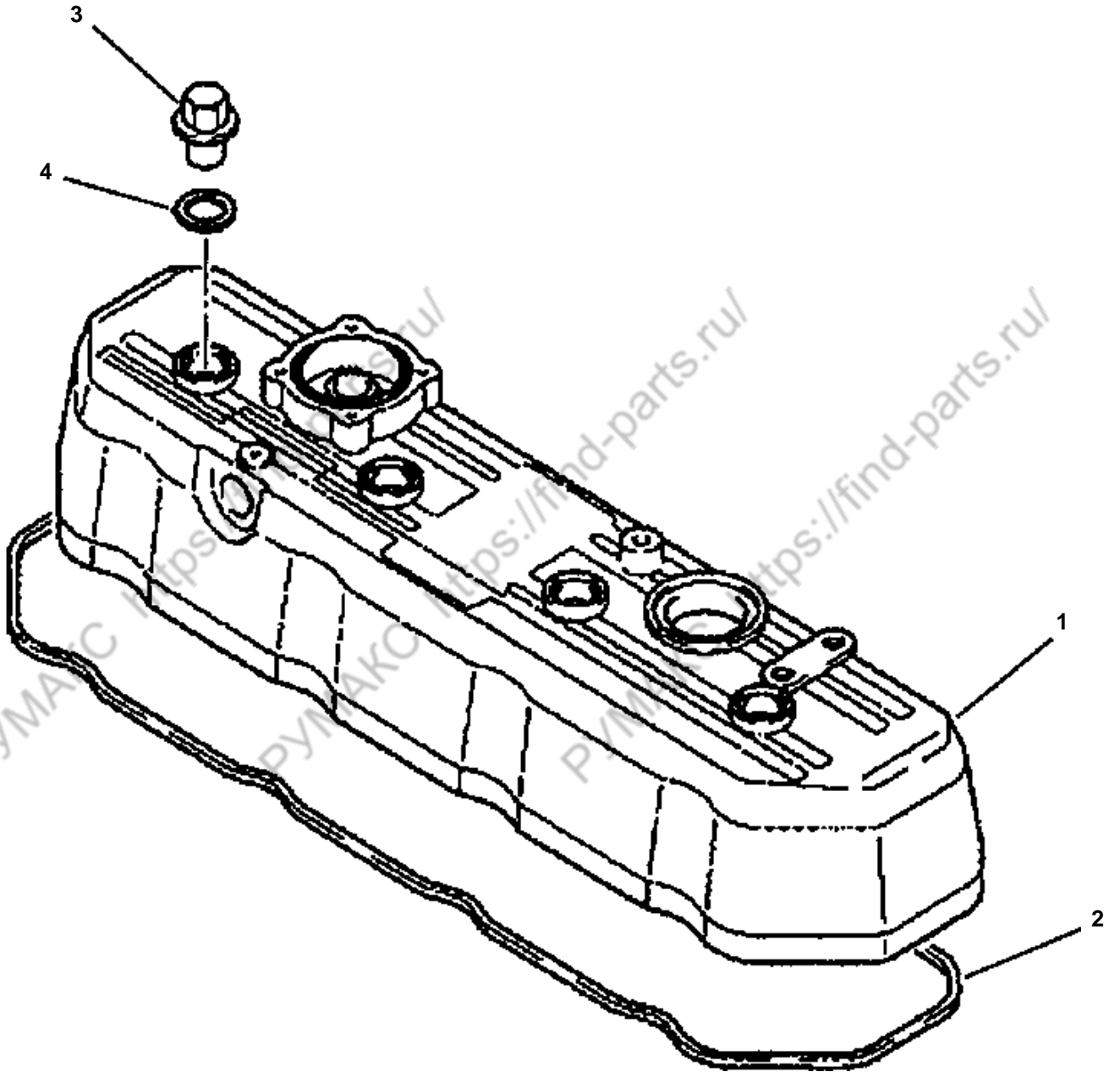
A293487 ROCKER LEVER

NOTE	ITEM NO.	PART NUMBER	QTY	DESCRIPTION	CHANGE CODE	START SERIAL NO.				
						EM0FL	EM0FM	-	-	-
Z	1	A293488	1	LEVER ; ROCKER						
	1A	A293489	1	- SUPPORT ; ROCKER LEVER						
	1B	A293490	3	- SUPPORT ; ROCKER LEVER						
	1C	A293491	3	- SPRING						
	1D	A293492	1	- SHAFT ; ROCKER LEVER						
	1E	A293493	8	- LEVER ; ROCKER						
	1F	A293494	8	- SCREW						
	1G	A293495	8	- NUT						
	1H	A293496	1	- SCREW						
	1I	A293497	2	- RING ; RETAINING						
	2	A293498	4	STUD						
	3	A293499	4	WASHER ; LOCK						
	4	A298000	4	NUT						



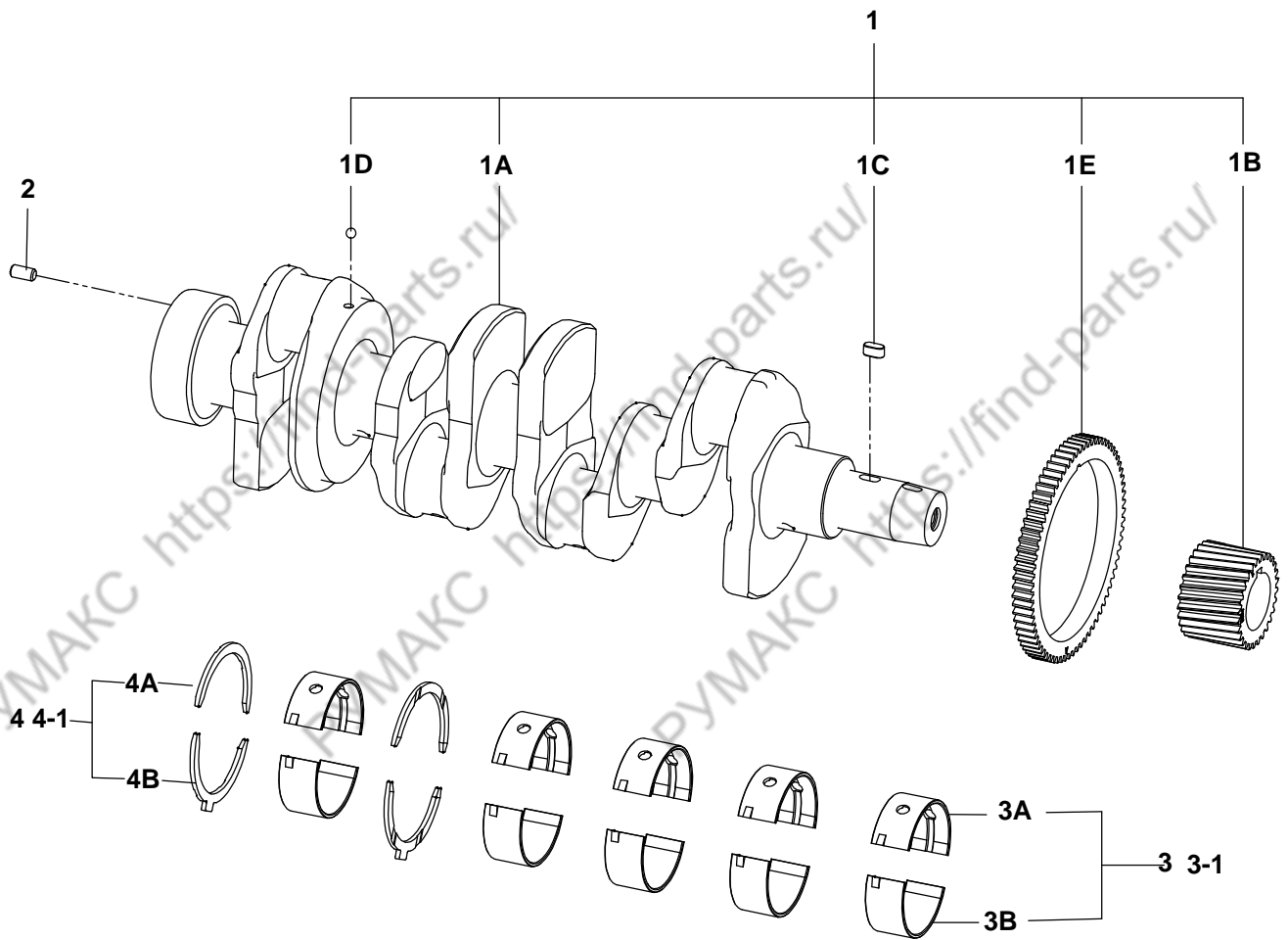
D15/18S2 D20SC2**FIG.1.19****A298008 TURBOCHARGER PLUMBING**

NOTE	ITEM NO.	PART NUMBER	QTY	DESCRIPTION	CHANGE CODE	START SERIAL NO.				
						EM0FL	EM0FM	-	-	-
Z	1	A298009	1	SCREW						
	2	A298010	1	SEAL ; BANJO CONNECTOR						
	3	A298011	1	PLUG ; PIPE						



D15/18S2 D20SC2**FIG.1.20****A298012 VALVE COVER**

NOTE	ITEM NO.	PART NUMBER	QTY	DESCRIPTION	CHANGE CODE	START SERIAL NO.				
						EM0FL	EM0FM	-	-	-
	1	A298013	1	COVER ; VALVE						
	2	A298014	1	GASKET ; VALVE COVER						
	3	A298015	4	NUT						
	4	A298016	4	SEAL ; O RING						

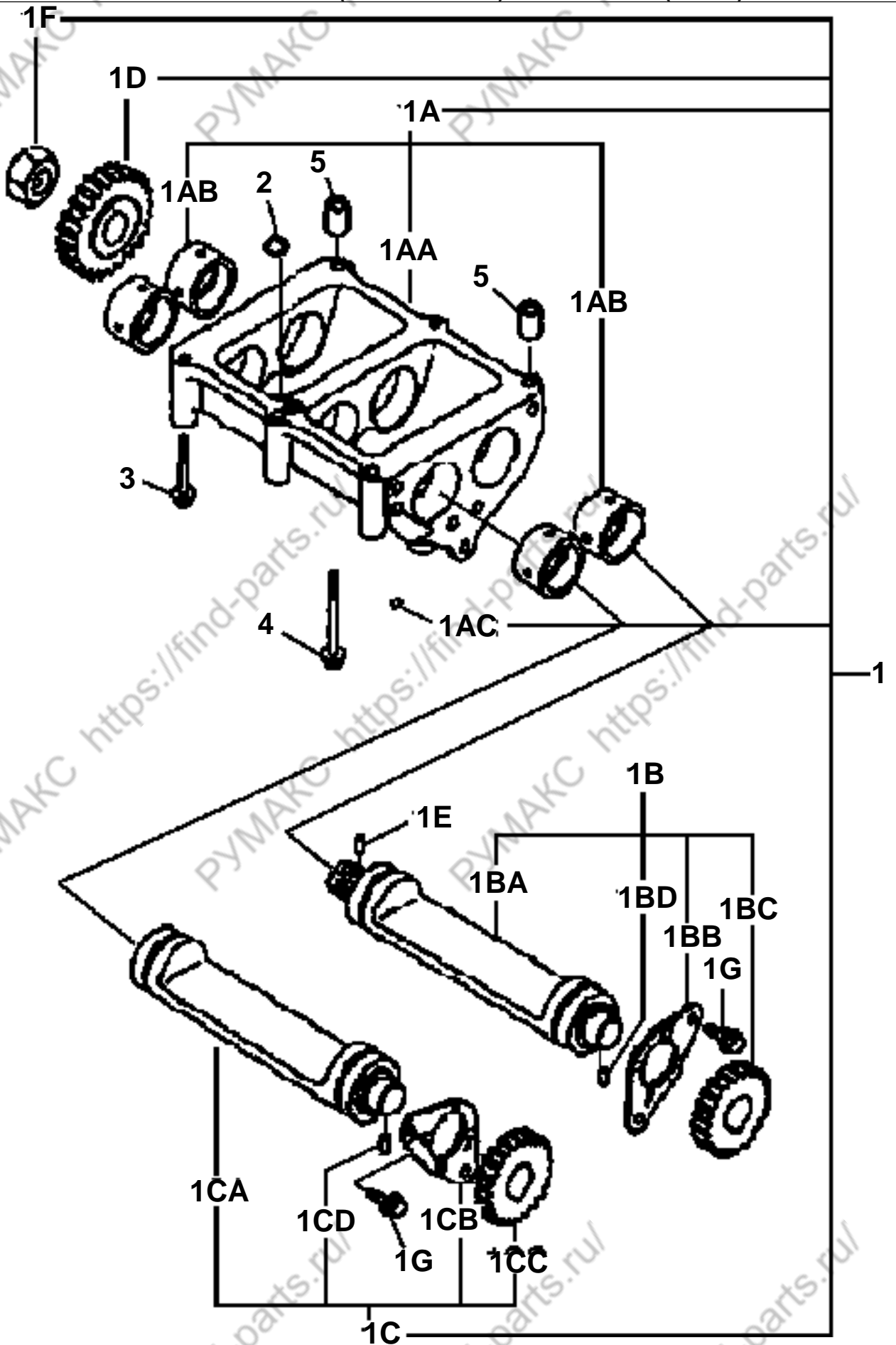


D15/18S2 D20SC2

FIG.1.21

A298105 CRANKSHAFT

NOTE	ITEM NO.	PART NUMBER	QTY	DESCRIPTION	CHANGE CODE	START SERIAL NO.				
						EM0FL	EM0FM	-	-	-
	1	A298106	1	CRANKSHAFT						
Z	1A	A298107	1	- CRANKSHAFT						
	1B	A298108	1	- GEAR, CRANKSHAFT						
	1C	A293237	1	- KEY, SLIDING						
	1D	A298110	1	- BALL, STEEL						
Z	1E	A298111	1	- GEAR, BALANCE						
	2	A293329	1	PIN						
	3	A298113	5	MAIN BEARING						
Z	3A	A298114	1	- MAIN BEARING, UPPER						
Z	3B	A298115	1	- MAIN BEARING, LOWER						
	3-1	A298151	5	MAIN BEARING(0.10 US)						
	4	A298116	2	THRUST BEARING						
Z	4A	A298117	2	- THRUST BEARING, UPPER						
Z	4B	A298118	2	- THRUST BEARING, LOWER						
	4-1	A298150	2	THRUST BEARING(0.10 OS)						



D15/18S2 D20SC2

FIG.1.22

A298119 BALANCE

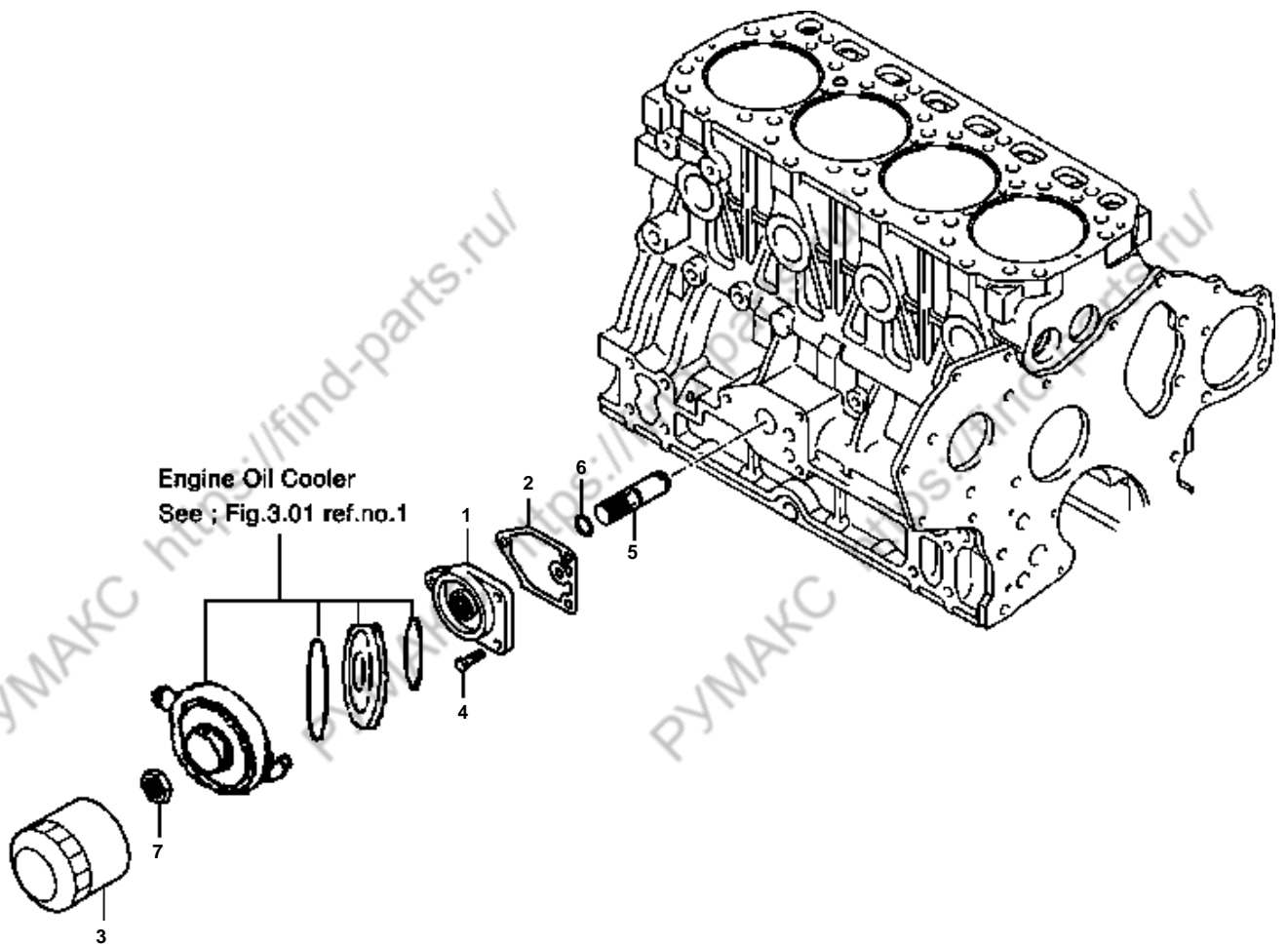
NOTE	ITEM NO.	PART NUMBER	QTY	DESCRIPTION	CHANGE CODE	START SERIAL NO.				
						EMOFL	EMOFM	-	-	-
Z		A298120	1	BALANCE						
Z	1	A298121	1	- BALANCE						
Z	1A	A298122	1	- BALANCECASE						
Z	1AA	A298123	1	- BALANCECASE						
Z	1AB	A298124	4	- BUSHING, BALANCESHAFT						
Z	1AC	A298110	2	- BALL, STEEL						
Z	1B	A298126	1	- BALANCESHAFT(A)						
Z	1BA	A298127	1	- BALANCESHAFT(A)						
Z	1BB	A298128	1	- THRUSTBEARING, - BALANCESHAFT						
Z	1BC	A298129	1	- BALANCEGEAR(B)						
	1BD	A298130	1	- PIN, CRANKGEAR						
Z	1C	A298131	1	- BALANCESHAFT(B)						
Z	1CA	A298132	1	- BALANCESHAFT(B)						
Z	1CB	A298128	1	- THRUSTBEARING, - BALANCESHAFT						
Z	1CC	A298129	1	- BALANCEGEAR(B)						
	1CD	A298130	1	- PIN, CRANKGEAR						
Z	1D	A298136	1	- BALANCEGEAR(A)						
	1E	A298130	1	- PIN, CRANKGEAR						
Z	1F	A298138	1	- NUT, BALANCEGEAR(A)						
	1G	A293281	4	- SCREW, HEX FLANGE HEAD CAP						
	2	A298016	1	- SEAL, O-RING						
	3	A298095	4	- SCREW, HEX FLANGE HEAD CAP						
	4	A298142	2	- SCREW, HEX FLANGE HEAD CAP						
Z	5	A298143	2	PIN, LOCK						

D15/18S2 D20SC2

FIG.1.23

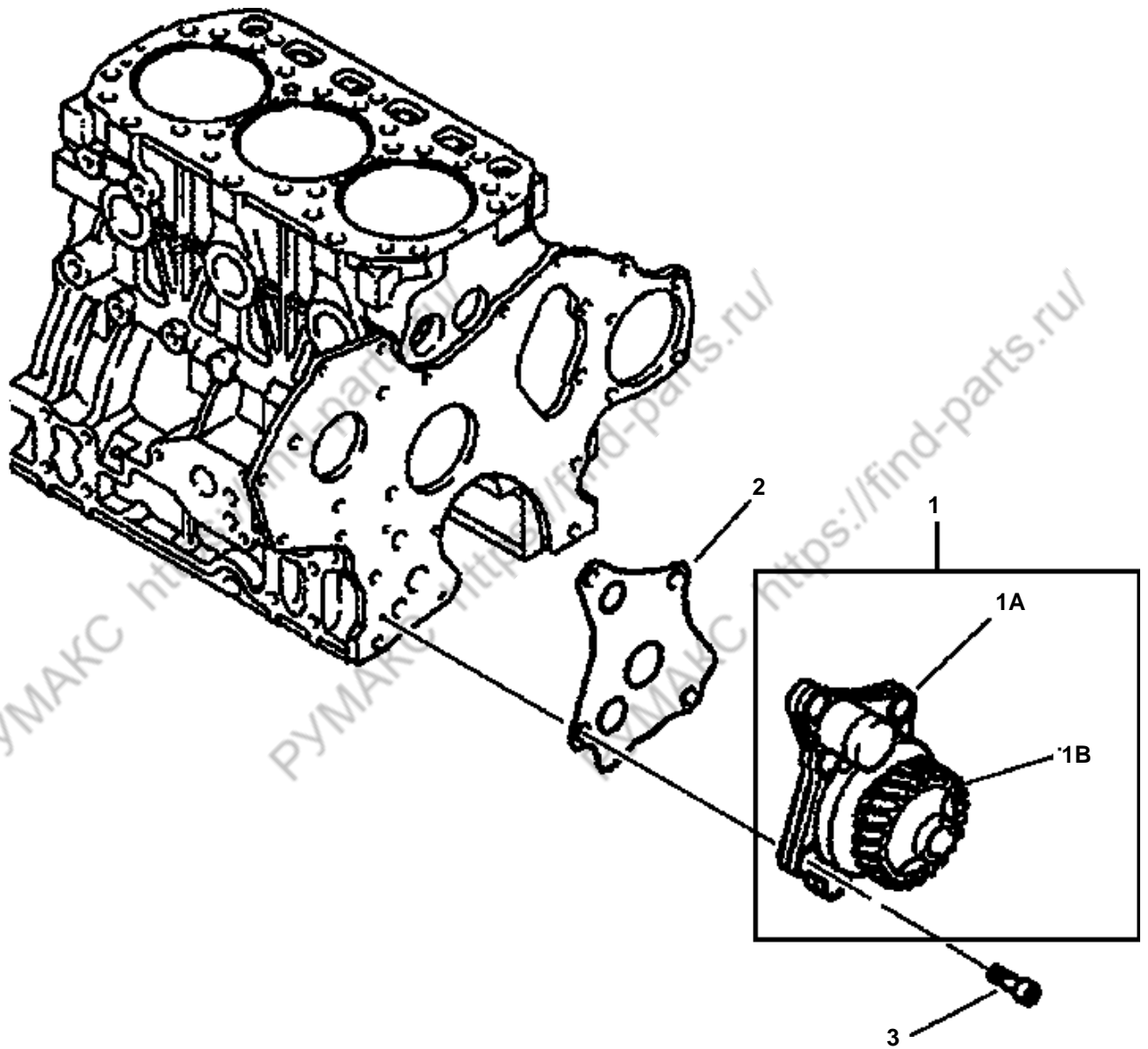
A323030 GASKET KIT

NOTE	ITEM NO.	PART NUMBER	QTY	DESCRIPTION	CHANGE CODE	START SERIAL NO.				
						EM0FL	EM0FM	-	-	-
		A293262	9	WASHER, SEALING						
		A298052	1	GASKET, ACC DRIVE COVER						
		A293290	3	GASKET, ACC DRIVE COVER						
		A293332	1	SEAL, OIL						
		A293340	1	SEAL, O-RING						
		A293357	4	GASKET, FUEL MANIFOLD						
		A293374	1	SEAL, OIL						
		A293380	2	SEAL, O-RING						
		A293393	8	SEAL, VALVE STEM						
		A293409	1	GASKET, CYLINDER HEAD						
		A293420	1	GASKET, INTAKE MANIFOLD						
		A293416	4	SEAL, INJECTOR						
		A293417	4	SPACER						
		A298043	1	SEAL, O-RING						
		A298045	1	SEAL, O-RING						
		A293439	1	GASKET, FILTER HEAD						
		A293380	1	SEAL, O-RING						
		A293452	1	GASKET, LUB OIL PUMP						
		A293457	2	SEAL, RECTANGULAR RING						
		A293465	1	GASKET, LUB OIL SUCTION TU						
		A298010	2	SEAL, BANJO CONNECTOR						
		A298014	1	GASKET, VALVE COVER						
		A298016	4	SEAL, O-RING						
		A298169	1	GASKET, WATER PUMP						
		A298025	1	GASKET, WATER PUMP						
		A298032	2	GASKET, EXHAUST MANIFOLD						
		A293439	1	GASKET, FILTER HEAD						
		A298043	1	SEAL, O-RING						
		A298045	1	SEAL, O-RING						



D15/18S2 D20SC2**FIG.2.01****A298041 LUBE OIL FILTER**

NOTE	ITEM NO.	PART NUMBER	QTY	DESCRIPTION	CHANGE CODE	START SERIAL NO.				
						EM0FL	EM0FM	-	-	-
	1	A293438	1	HEAD, LUB OIL FILTER						
	2	A293439	1	GASKET, FILTER HEAD						
	3	A293225	1	ELEMENT, LUB OIL FILTER						
	4	A293441	3	SCREW, HEX FLANGE HEAD CAP						
	5	A298042	1	STUD						
	6	A293380	1	SEAL, O-RING						
	7	A293444	1	NUT, REGULAR HEXAGON						



D15/18S2 D20SC2

FIG.2.02

A293448 LUBE OIL PUMP

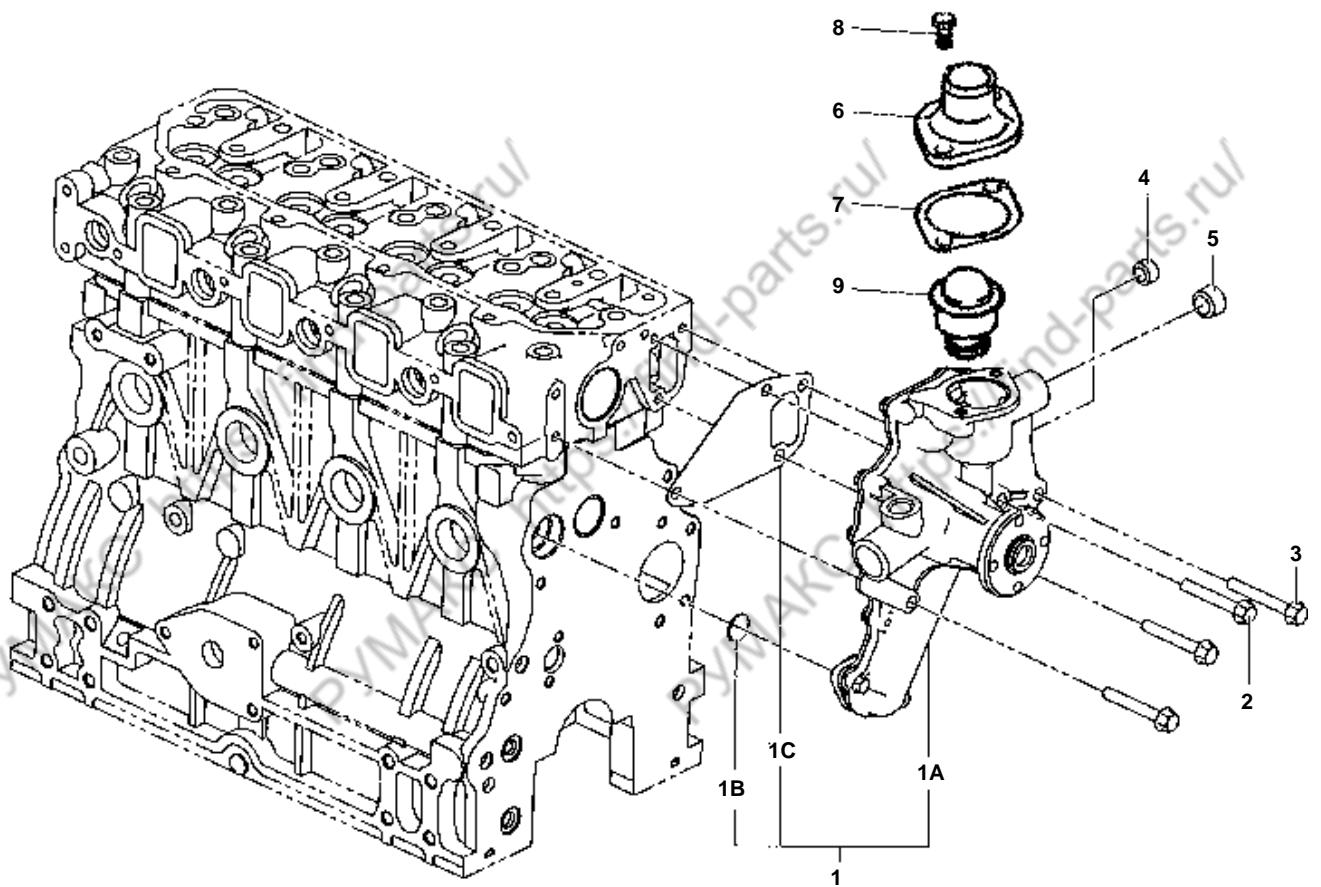
NOTE	ITEM NO.	PART NUMBER	QTY	DESCRIPTION	CHANGE CODE	START SERIAL NO.				
						EM0FL	EM0FM	-	-	-
	1	A293449	1	PUMP ; LUBRICATING OIL						
Z	1A	A293450	1	- PUMP ; LUBRICATING OIL						
Z	1B	A293451	1	- GEAR ; LUBRICATING OIL PUMP						
	2	A293452	1	GASKET ; LUB OIL PUMP						
	3	A293453	4	SCREW						

D15/18S2 D20SC2

FIG.3.01

A298039 ENGINE OIL COOLER

NOTE	ITEM NO.	PART NUMBER	QTY	DESCRIPTION	CHANGE CODE	START SERIAL NO.				
						EM0FL	EM0FM	-	-	-
	1	A298040	1	COOLER, OIL						
	2	A293431	1	ELBOW, PLAIN UNION						
	3	A293432	1	HOSE, PLAIN						
	4	A293433	1	HOSE, PLAIN						
	5	A293434	2	CLAMP, HOSE						
	6	A293435	2	CLAMP, HOSE						
	7	A293436	1	NIPPLE, PLAIN PIPE						
	8	A298043	1	SEAL, O-RING						
	9	A298044	1	PLUG, PIPE						
	10	A298045	1	SEAL, O-RING						

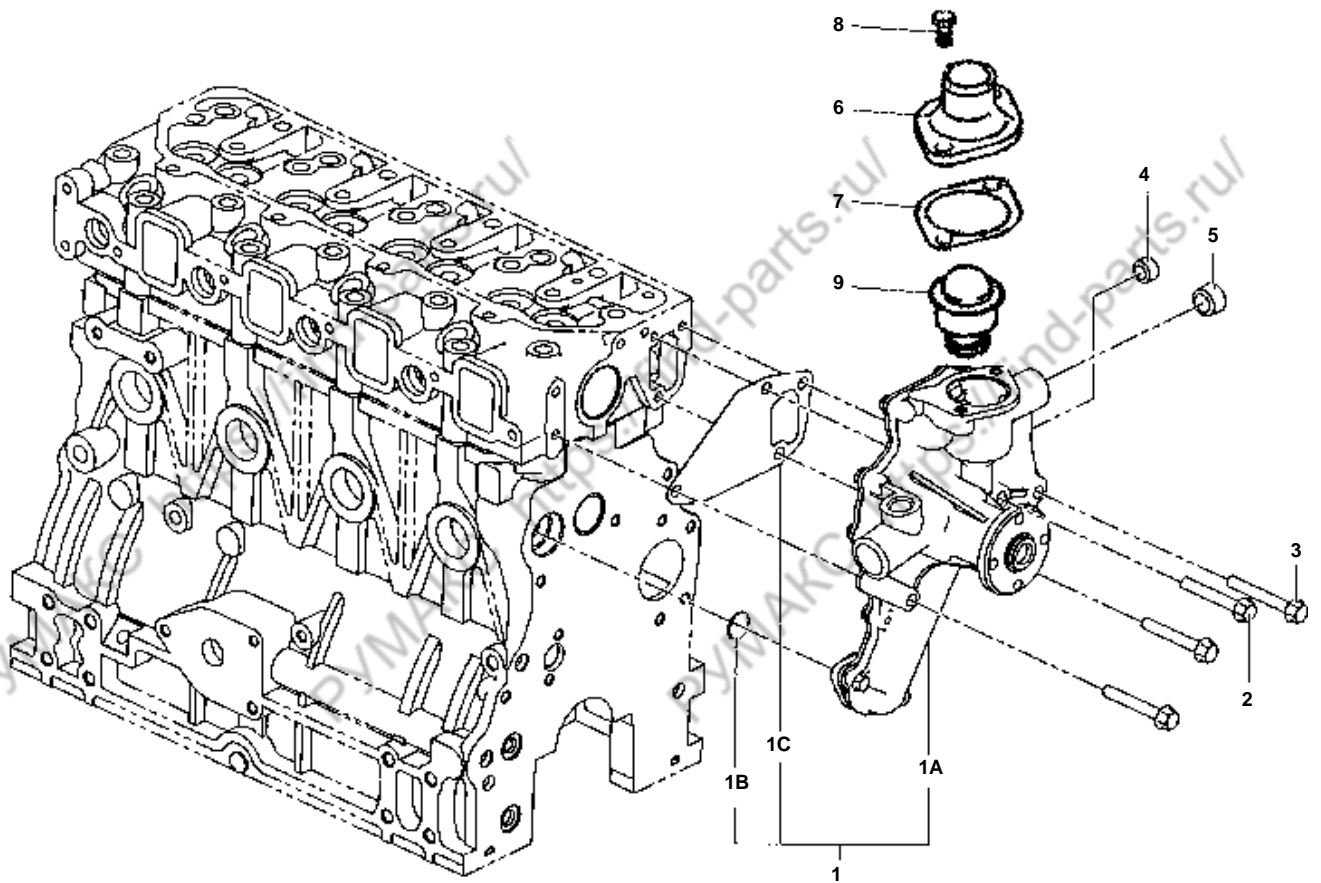


D15/18S2 D20SC2

FIG.3.02

A298017 WATER OUTLET CONNECTION

NOTE	ITEM NO.	PART NUMBER	QTY	DESCRIPTION	CHANGE CODE	START SERIAL NO.				
						EM0FL	EM0FM	-	-	-
Z	1	A298097	1	KIT ; WATER PUMP						
	1A	A298098	1	- PUMP ; WATER						
	1B	A298024	1	- SEAL ; O-RING						
	1C	A298025	1	- GASKET ; WATER PUMP						
	2	A298026	3	SCREW						
	3	A293383	1	SCREW						
	4	A298028	2	PLUG ; PIPE						
	5	A298029	1	PLUG ; PIPE						
	6	A298018	1	CONNECTION ; WATER OUTLET						
7	A298169	1	GASKET ; WATER PUMP							
8	A298020	2	SCREW							
9	A293296	1	THERMOSTAT							

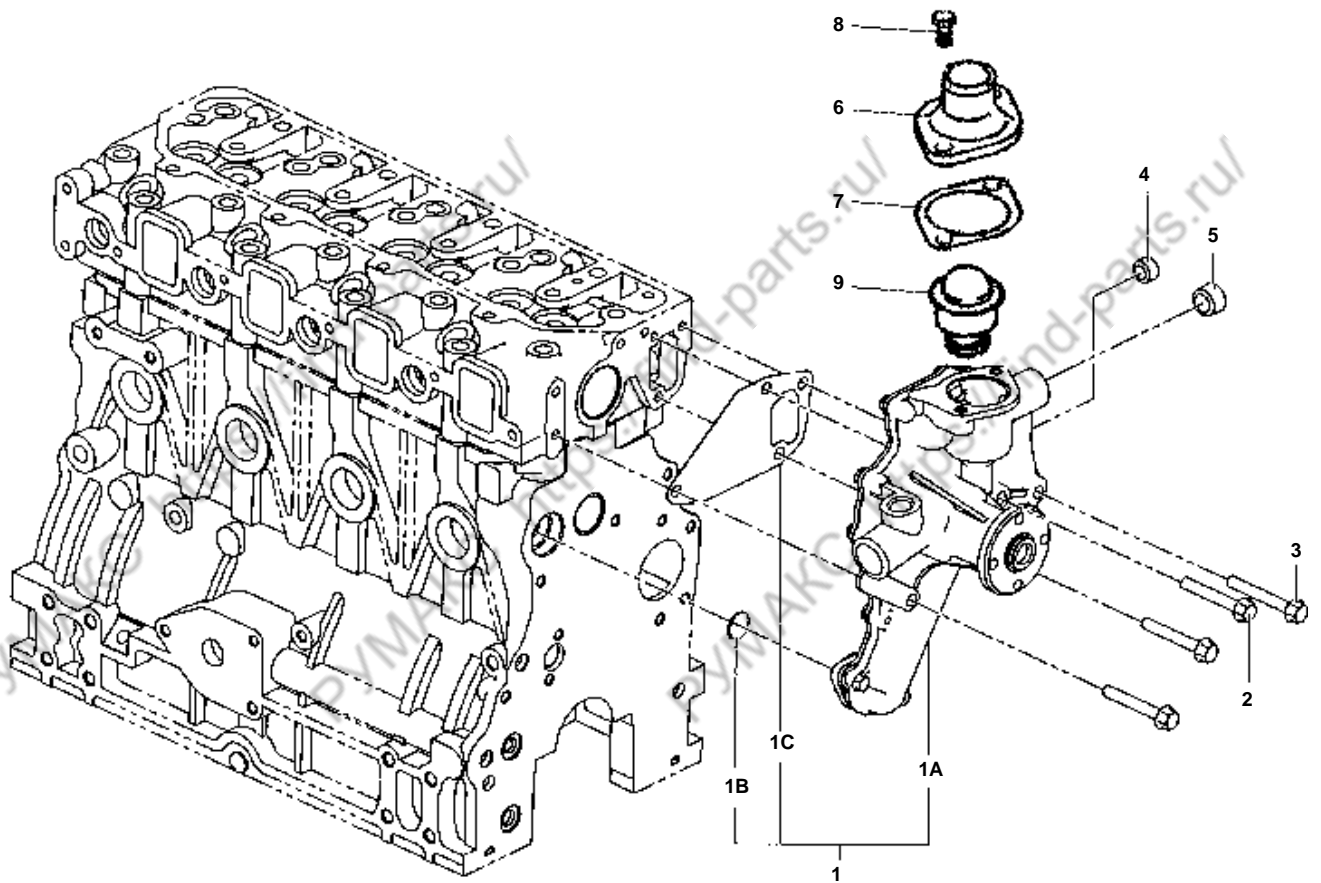


D15/18S2 D20SC2

FIG.3.02

A298096 WATER PUMP

NOTE	ITEM NO.	PART NUMBER	QTY	DESCRIPTION	CHANGE CODE	START SERIAL NO.				
						EM0FL	EM0FM	-	-	-
Z	1	A298097	1	KIT ; WATER PUMP						
	1A	A298098	1	- PUMP ; WATER						
	1B	A298024	1	- SEAL ; O-RING						
	1C	A298025	1	- GASKET ; WATER PUMP						
	2	A298026	3	SCREW						
	3	A293383	1	SCREW						
	4	A298028	2	PLUG ; PIPE						
	5	A298029	1	PLUG ; PIPE						
	6	A298018	1	CONNECTION ; WATER OUTLET						
7	A298169	1	GASKET ; WATER PUMP							
8	A298020	2	SCREW							
9	A293296	1	THERMOSTAT							

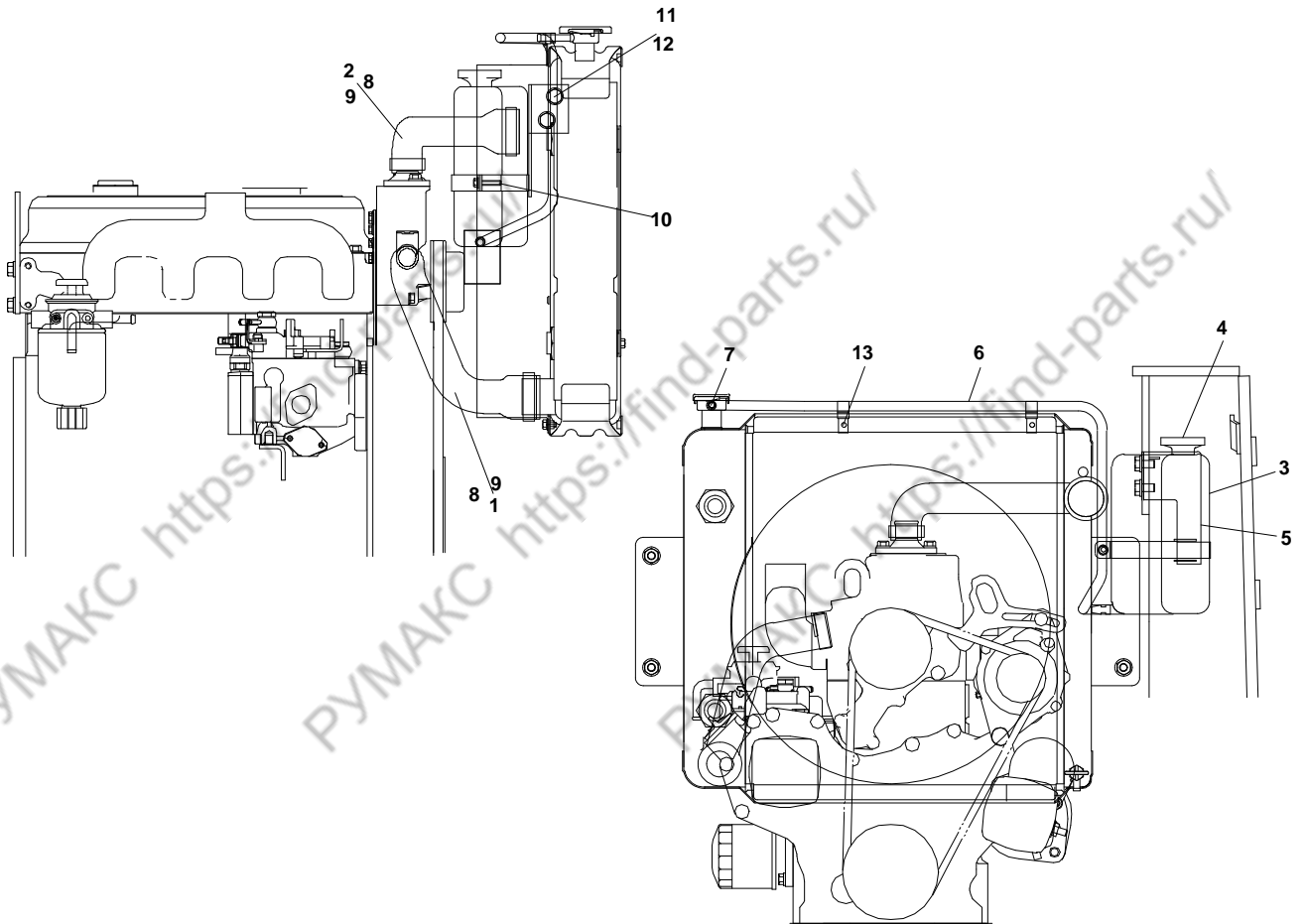


D15/18S2 D20SC2

FIG.3.02

A293295 THERMOSTAT

NOTE	ITEM NO.	PART NUMBER	QTY	DESCRIPTION	CHANGE CODE	START SERIAL NO.				
						EM0FL	EM0FM	-	-	-
Z	1	A298097	1	KIT ; WATER PUMP						
	1A	A298098	1	- PUMP ; WATER						
	1B	A298024	1	- SEAL ; O-RING						
	1C	A298025	1	- GASKET ; WATER PUMP						
	2	A298026	3	SCREW						
	3	A293383	1	SCREW						
	4	A298028	2	PLUG ; PIPE						
	5	A298029	1	PLUG ; PIPE						
	6	A298018	1	CONNECTION ; WATER OUTLET						
7	A298169	1	GASKET ; WATER PUMP							
8	A298020	2	SCREW							
9	A293296	1	THERMOSTAT							

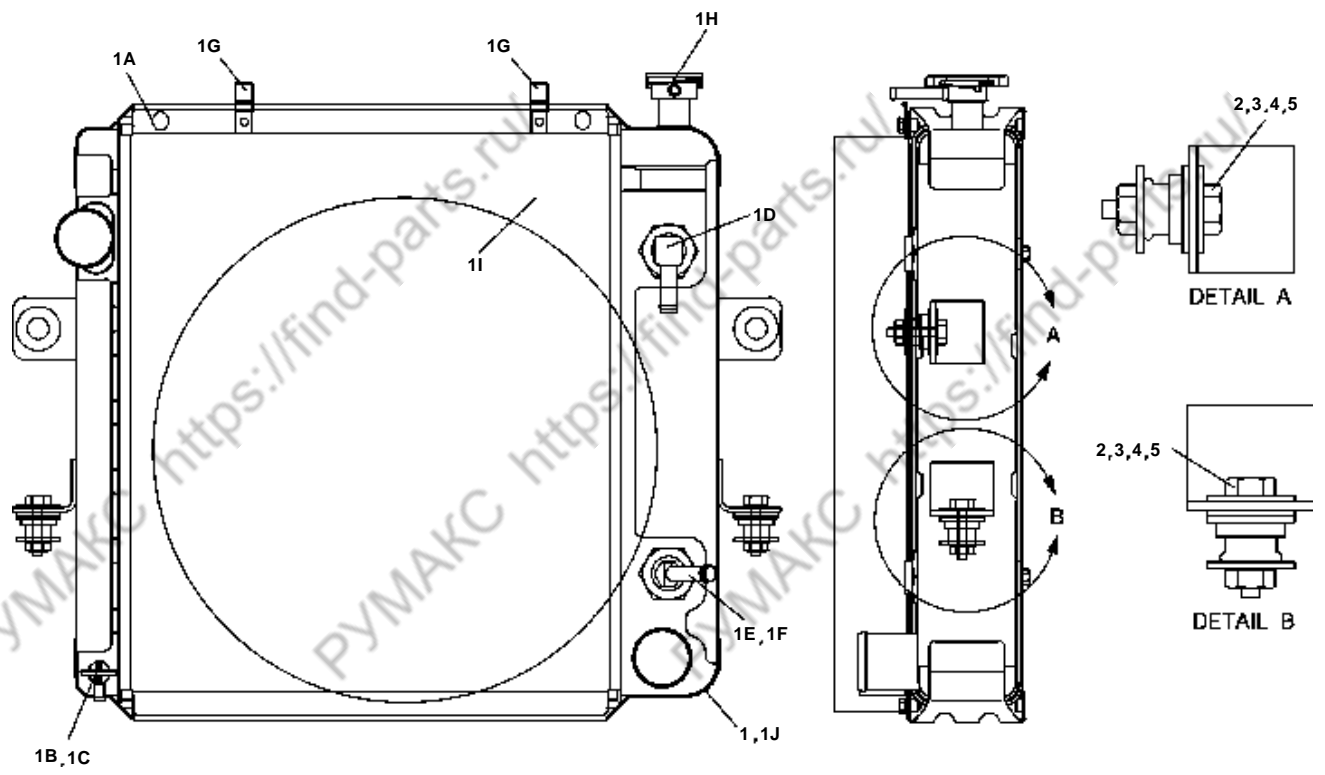


D15/18S2 D20SC2

FIG.3.03

A321025 LINES GP - COOLANT

NOTE	ITEM NO.	PART NUMBER	QTY	DESCRIPTION	CHANGE CODE	START SERIAL NO.				
						EMOFL	EMOFM	-	-	-
	1	A321048	1	HOSE-INLET						
	2	A321049	1	HOSE-OUTLET						
	3	A212360	1	RESERVOIR-WATER						
	4	D130257	1	CAP-RESERVOIR						
	5	A271886	1	BRACKET AS-RESERVE						
	6	A251965	1	HOSE-MOLD						
	7	S8450006	2	CLAMP						
	8	S8450023	2	CLAMP						
	9	S8450044	2	CLAMP						
	10	S0505263	1	BOLT						
	11	S0511863	2	BOLT						
	12	D917093	2	WASHER						
	13	D900007	2	CLIP						

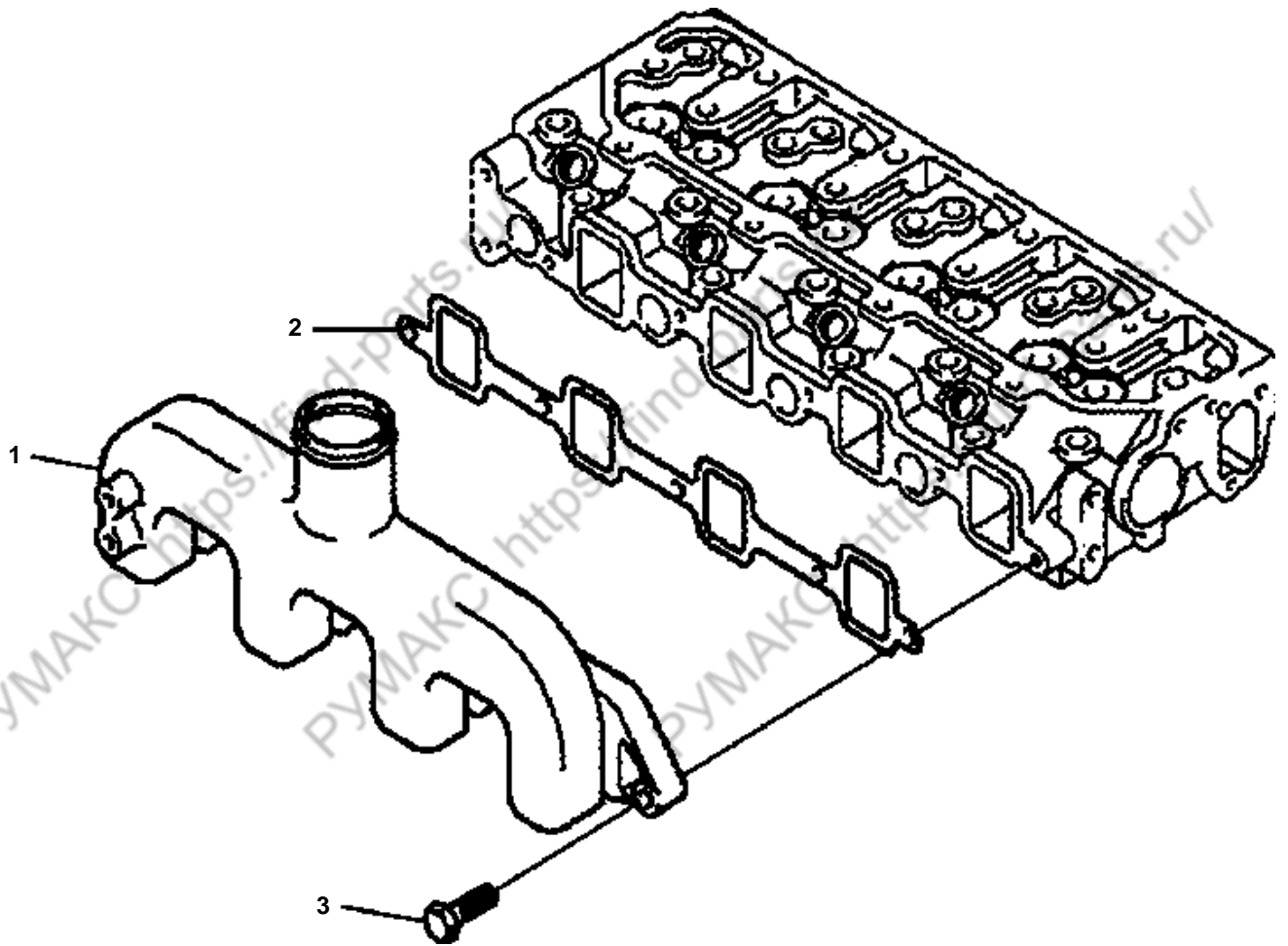


D15/18S2 D20SC2

FIG.3.04

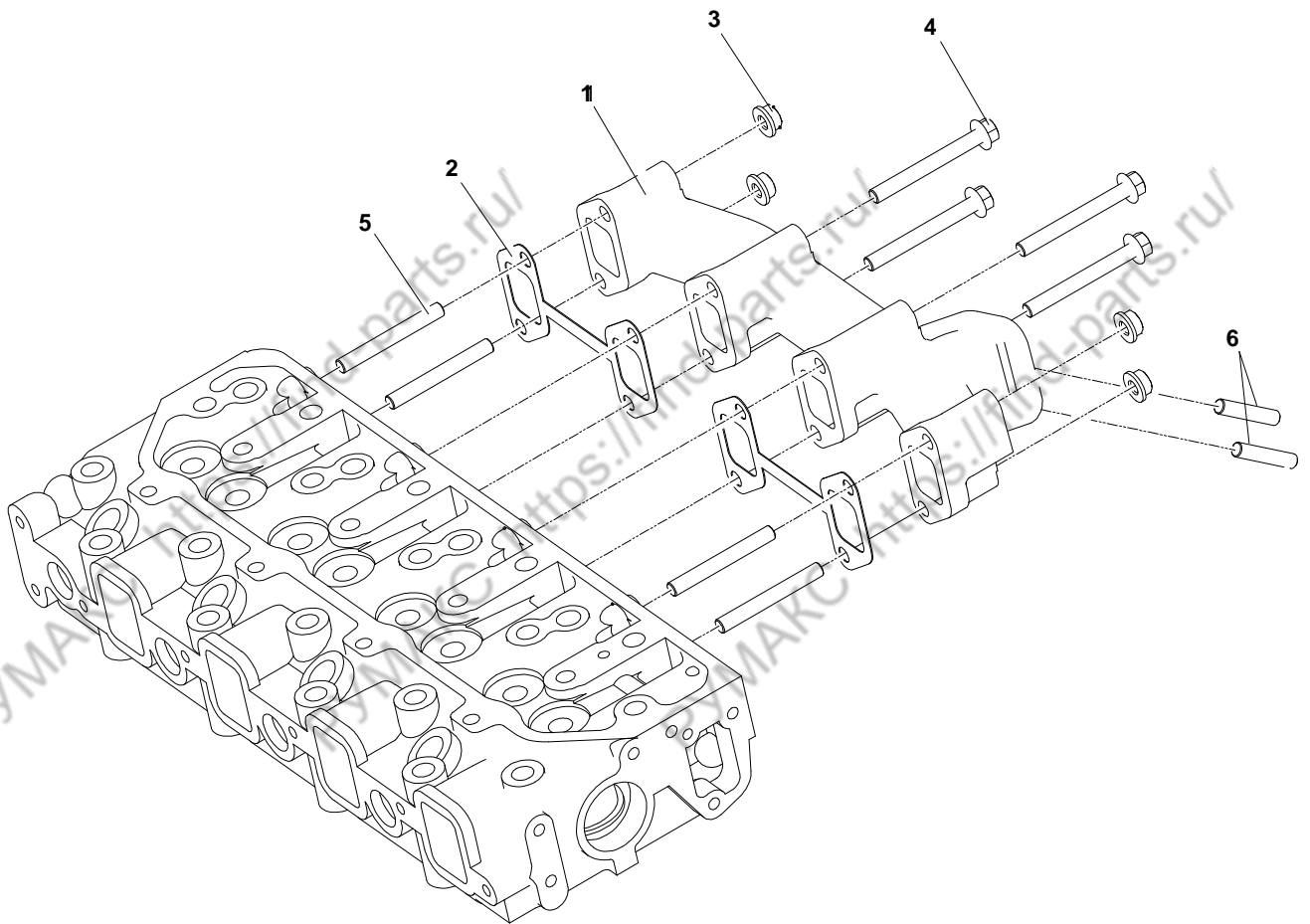
A321024 RADIATOR GP

NOTE	ITEM NO.	PART NUMBER	QTY	DESCRIPTION	CHANGE CODE	START SERIAL NO.				
						EM0FL	EM0FM	-	-	-
	1	A323015	1	RADIATOR AS						
	1A	D141208	4	- BOLT-ASM						
	1B	D160370	1	- DRAIN COKE						
	1C	D160371	1	- O-RING						
	1D	A213670	1	- CONNECTOR(A)						
	1E	A213669	1	- CONNECTOR(B)						
	1F	S8040081	2	- O-RING						
	1G	D900007	2	- CLIP						
	1H	A343019	1	- CAP ASS'Y						
	1I	A323018	1	- SHROUD						
	1J	A323019	1	- RADIATOR						
	2	D700150	4	GROMMET AS-RAD MTG						
	3	D917006	14	WASHER						
	4	S0558363	4	BOLT						
	5	D913002	4	NUT-LOCK						



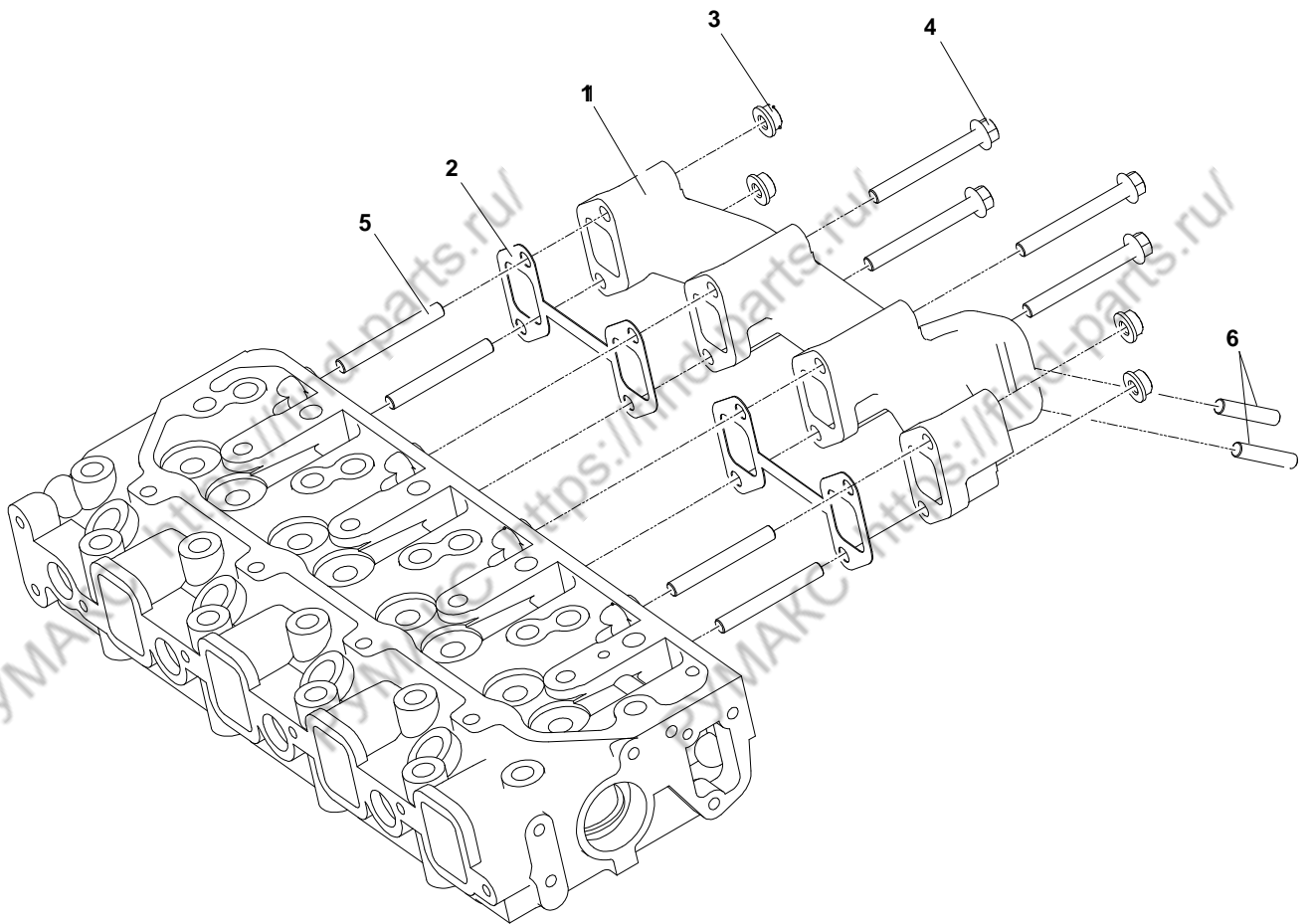
D15/18S2 D20SC2**FIG.4.01****A293418 AIR INTAKE MANIFOLD**

NOTE	ITEM NO.	PART NUMBER	QTY	DESCRIPTION	CHANGE CODE	START SERIAL NO.			
						EM0FL	EM0FM	-	-
C	1	A293419	1	MANIFOLD ; AIR INTAKE	N				
	2	A293420	1	GASKET ; INTAKE MANIFOLD					
	3	A293292	5	SCREW					
		A298171	5	SCREW					



D15/18S2 D20SC2**FIG.4.02****A298099 EXHAUST MANIFOLD**

NOTE	ITEM NO.	PART NUMBER	QTY	DESCRIPTION	CHANGE CODE	START SERIAL NO.				
						EM0FL	EM0FM	-	-	-
	1	A298100	1	MANIFOLD, EXHAUST						
	2	A298032	2	GASKET, EXHAUST MANIFOLD						
	3	A293294	4	NUT						
	4	A298101	4	SCREW						
	5	A298102	4	STUD						
	6	A298104	2	STUD						

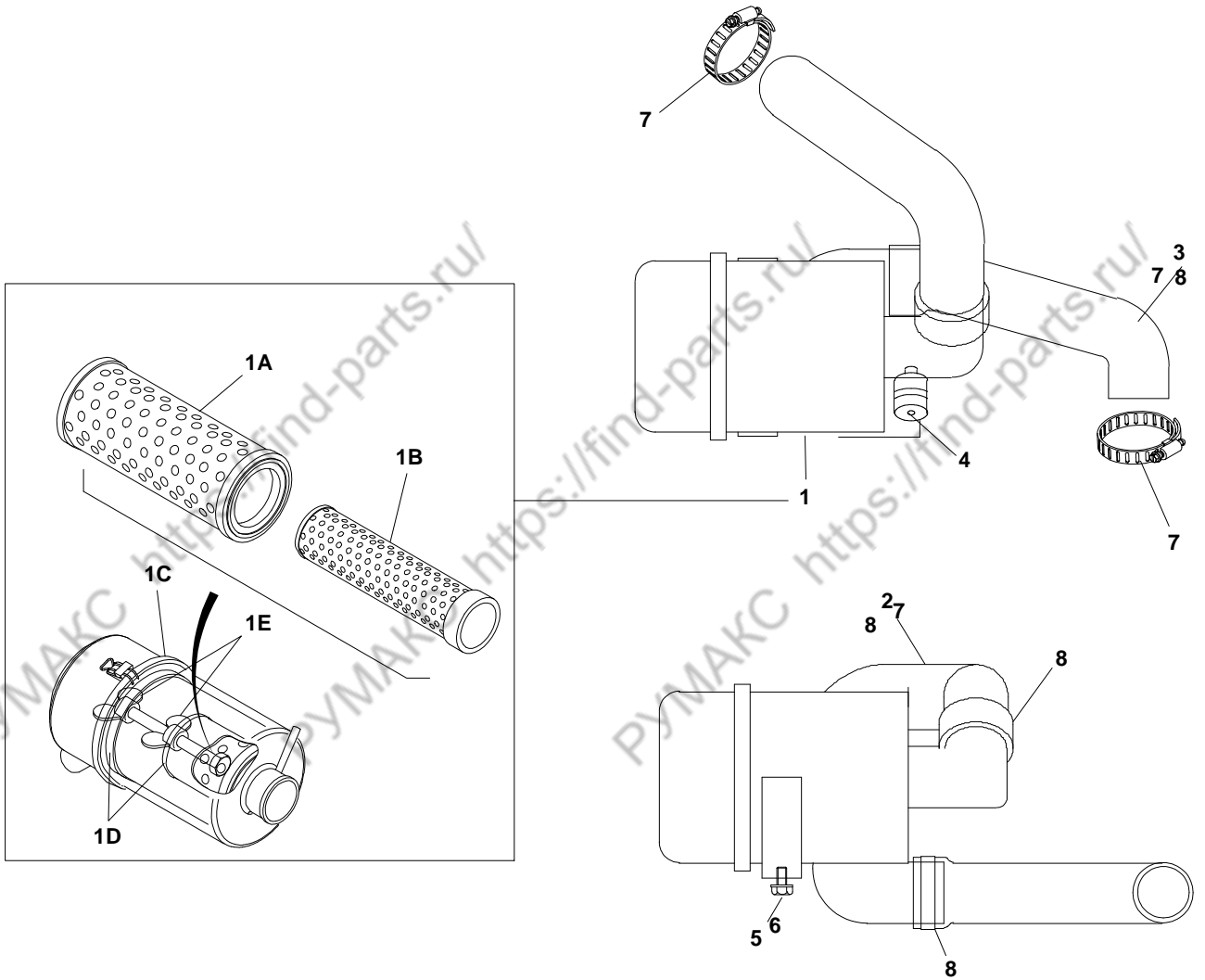


D15/18S2 D20SC2

FIG.4.02

A298103 EXHAUST TUBE

NOTE	ITEM NO.	PART NUMBER	QTY	DESCRIPTION	CHANGE CODE	START SERIAL NO.				
						EM0FL	EM0FM	-	-	-
	1	A298100	1	MANIFOLD, EXHAUST						
	2	A298032	2	GASKET, EXHAUST MANIFOLD						
	3	A293294	4	NUT						
	4	A298101	4	SCREW						
	5	A298102	4	STUD						
	6	A298104	2	STUD						

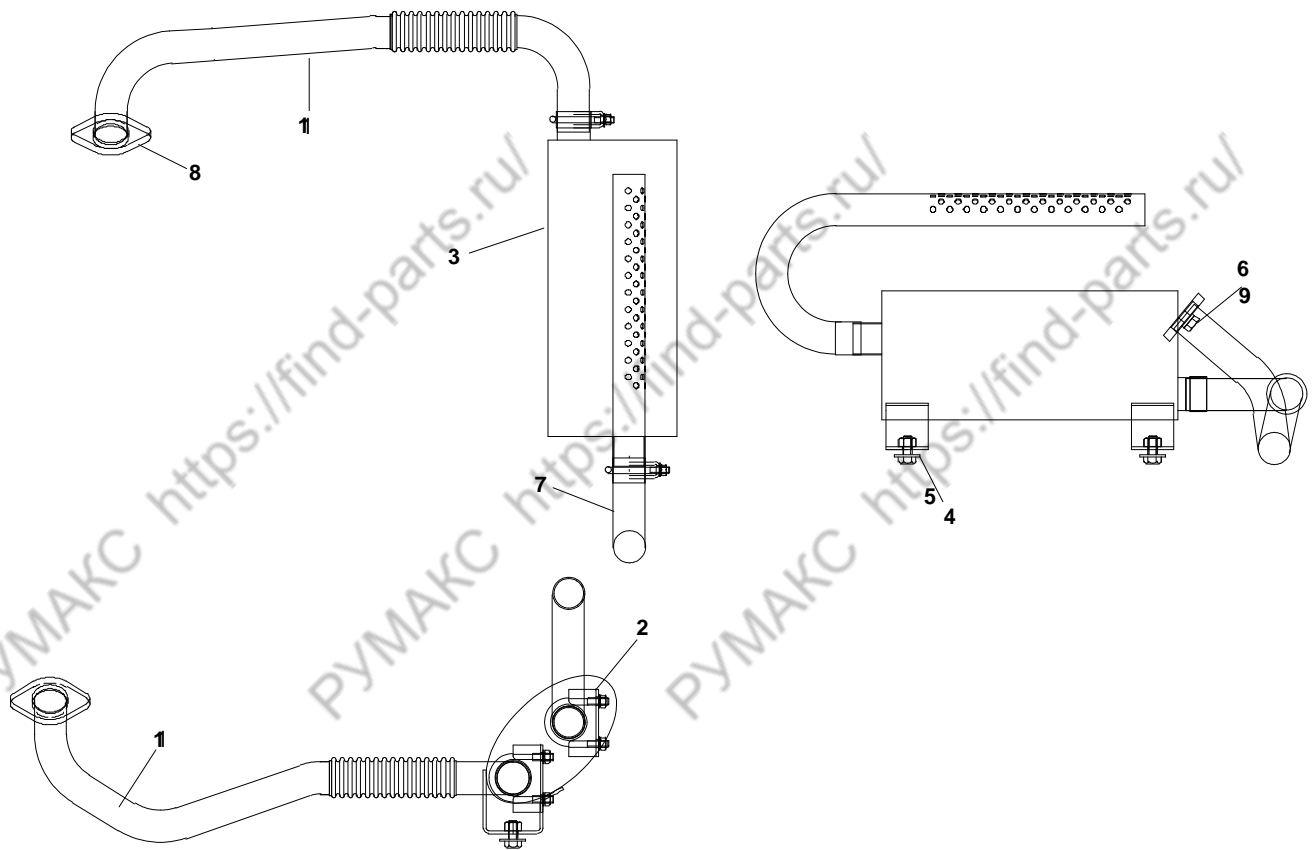


D15/18S2 D20SC2

FIG.4.03

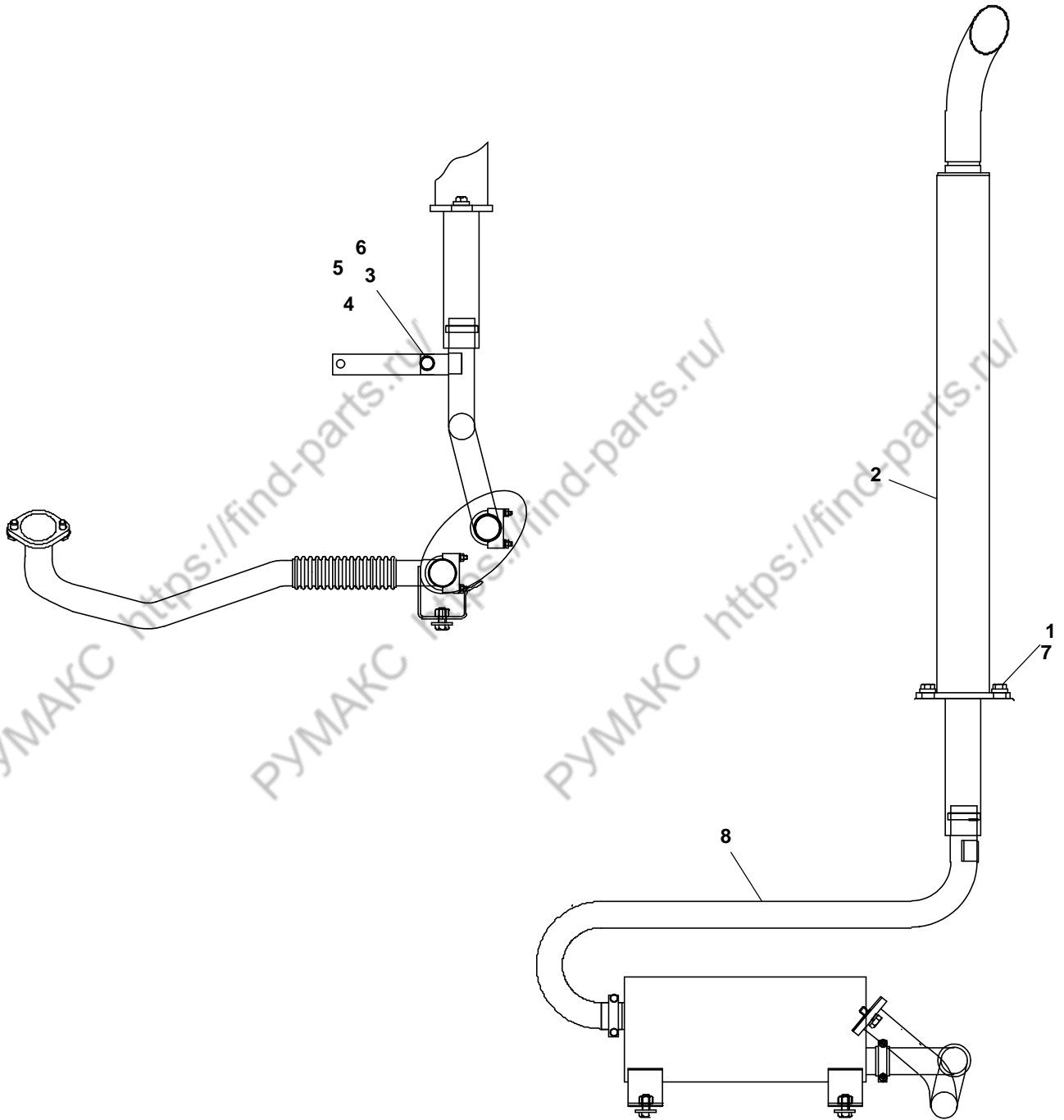
A321023 AIR CLEANER GP

NOTE	ITEM NO.	PART NUMBER	QTY	DESCRIPTION	CHANGE CODE	START SERIAL NO.				
						EMOFL	EMOFM	-	-	-
	1	A273503	1	AIR CLEANER ASS'Y						
	1A	A218869	1	- ELEMENT-PRIMARY						
	1B	A218870	1	- ELEMENT-SAFETY						
	1C	D490825	1	- SEAL PACKING						
	1D	D490826	2	- WASHER PACKING						
	1E	S4540603	2	- NUT-WING						
	2	A321045	1	HOSE-AIR						
	3	A271638	1	HOSE-AIR						
	4	D140183	1	INDICATOR-DUST						
	5	S0511863	2	BOLT						
	6	D917093	2	WASHER						
	7	S8450044	2	CLAMP						
	8	S8450053	2	CLAMP						



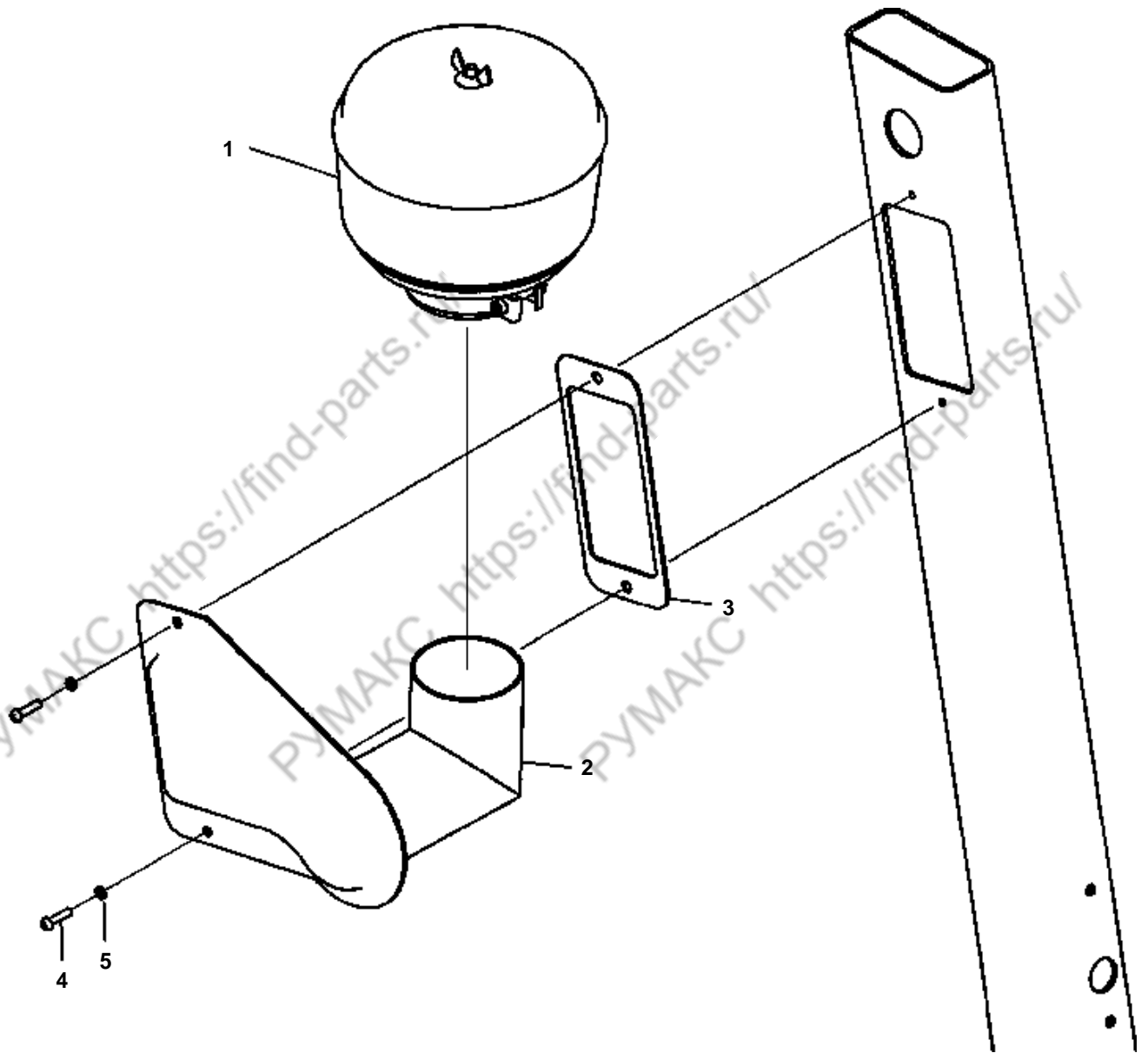
D15/18S2 D20SC2**FIG.4.04****A321027 MUFFLER GP**

NOTE	ITEM NO.	PART NUMBER	QTY	DESCRIPTION	CHANGE CODE	START SERIAL NO.				
						EM0FL	EM0FM	-	-	-
	1	A321050	1	TUBE AS-EXHAUST						
	2	A218501	2	CLAMP AS						
	3	A273816	1	MUFFLER AS						
	4	S0512063	2	BOLT						
	5	D917060	2	WASHER-PLAIN						
	6	D917092	2	WASHER-HARD						
	7	A218499	1	PICCOLO TUBE						
	8	A292134	1	GASKET						
	9	D913003	2	NUT-LOCK						



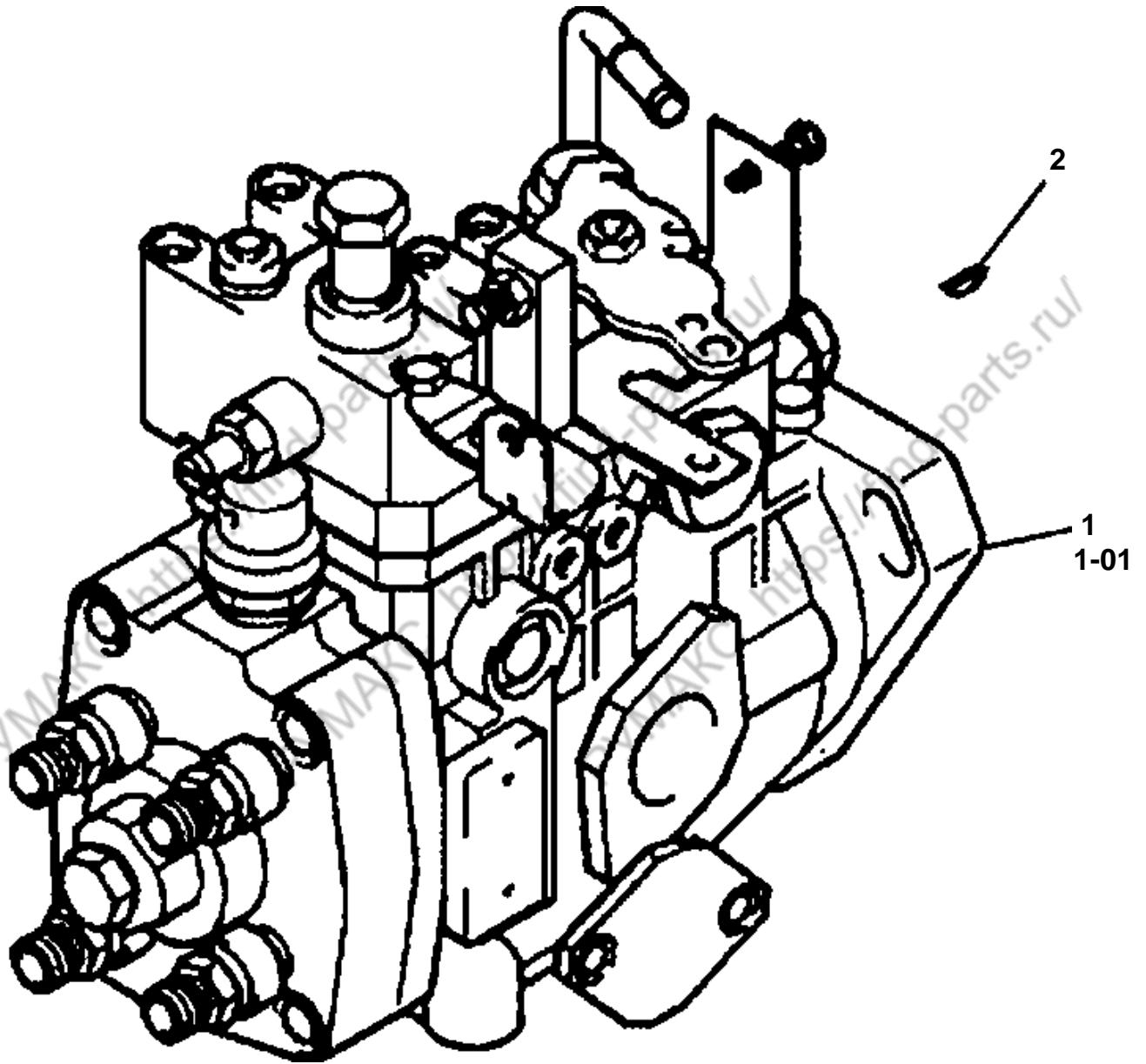
D15/18S2 D20SC2**FIG.4.05****A271728 CHANGEOVER AR - VERTICAL MUFFLER**

NOTE	ITEM NO.	PART NUMBER	QTY	DESCRIPTION	CHANGE CODE	START SERIAL NO.				
						EM0FL	EM0FM	-	-	-
	1	S0512063	2	BOLT						
	2	A271729	1	TUBE AS						
	3	A271726	1	PLATE						
	4	S0509063	1	BOLT						
	5	D917092	1	WASHER						
	6	S4010543	1	NUT						
	7	D917109	2	WASHER						
	8	A271727	1	TUBE AS						



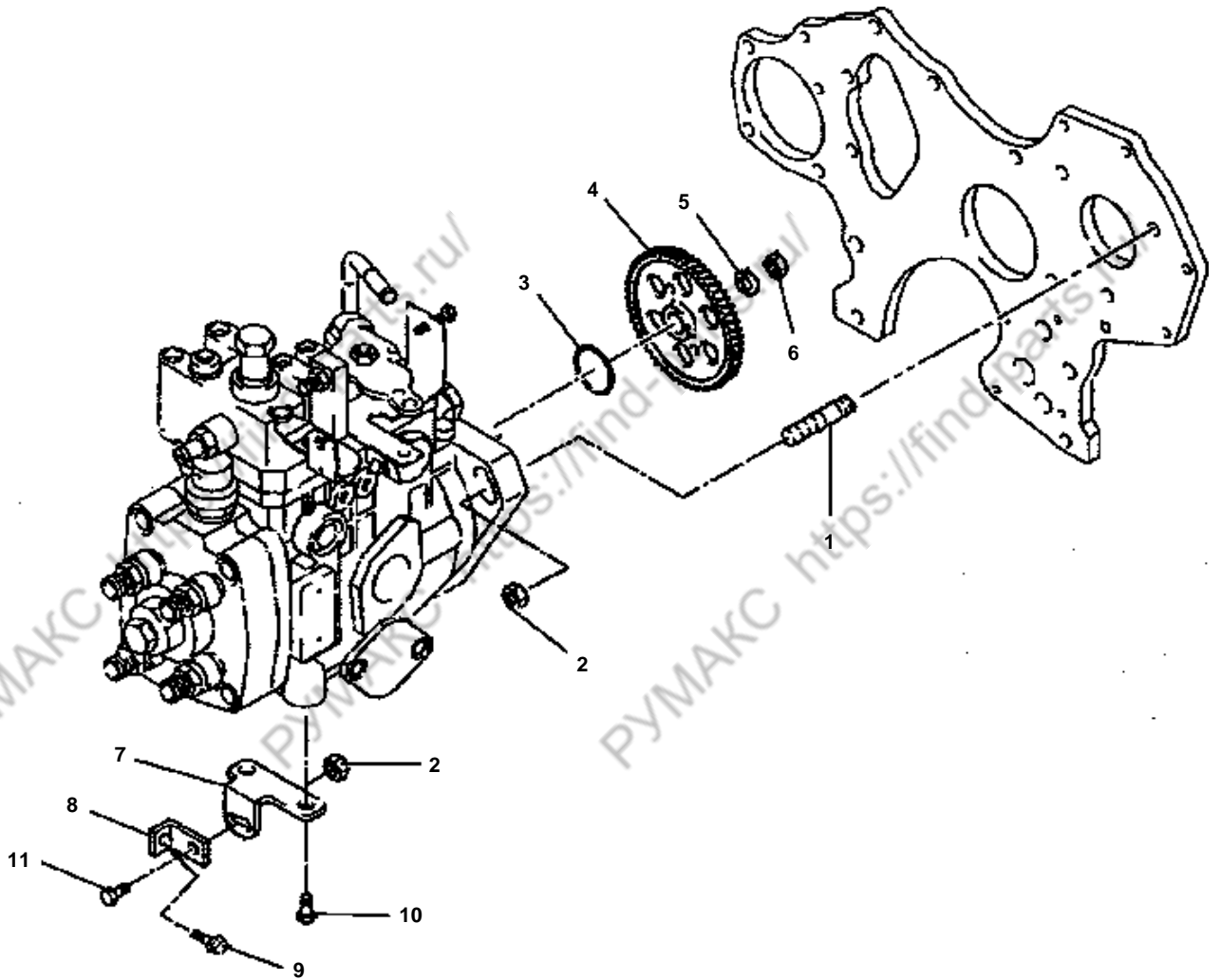
D15/18S2 D20SC2**FIG.4.06****A212067 CHANGE OVER AR. - PRE CLEANER**

NOTE	ITEM NO.	PART NUMBER	QTY	DESCRIPTION	CHANGE CODE	START SERIAL NO.				
						EM0FL	EM0FM	-	-	-
	1	A212066	1	PRE CLEANER						
	2	A212064	1	MOUNT AS						
	3	A212065	1	GASKET						
A	4	S3450823	2	SCREW						
A	5	S5100203	2	WASHER ; SPRING						



D15/18S2 D20SC2**FIG.5.01****A298078 FUEL INJECTION PUMP**

NOTE	ITEM NO.	PART NUMBER	QTY	DESCRIPTION	CHANGE CODE	START SERIAL NO.			
						EM0FL	EM0FM	-	-
	1	A298079	1	PUMP ; FUEL INJECTION					
	1-01	A298177	1	VALVE SHUT OFF					
	2	A293336	1	KEY ; PLAIN WOODRUFF					

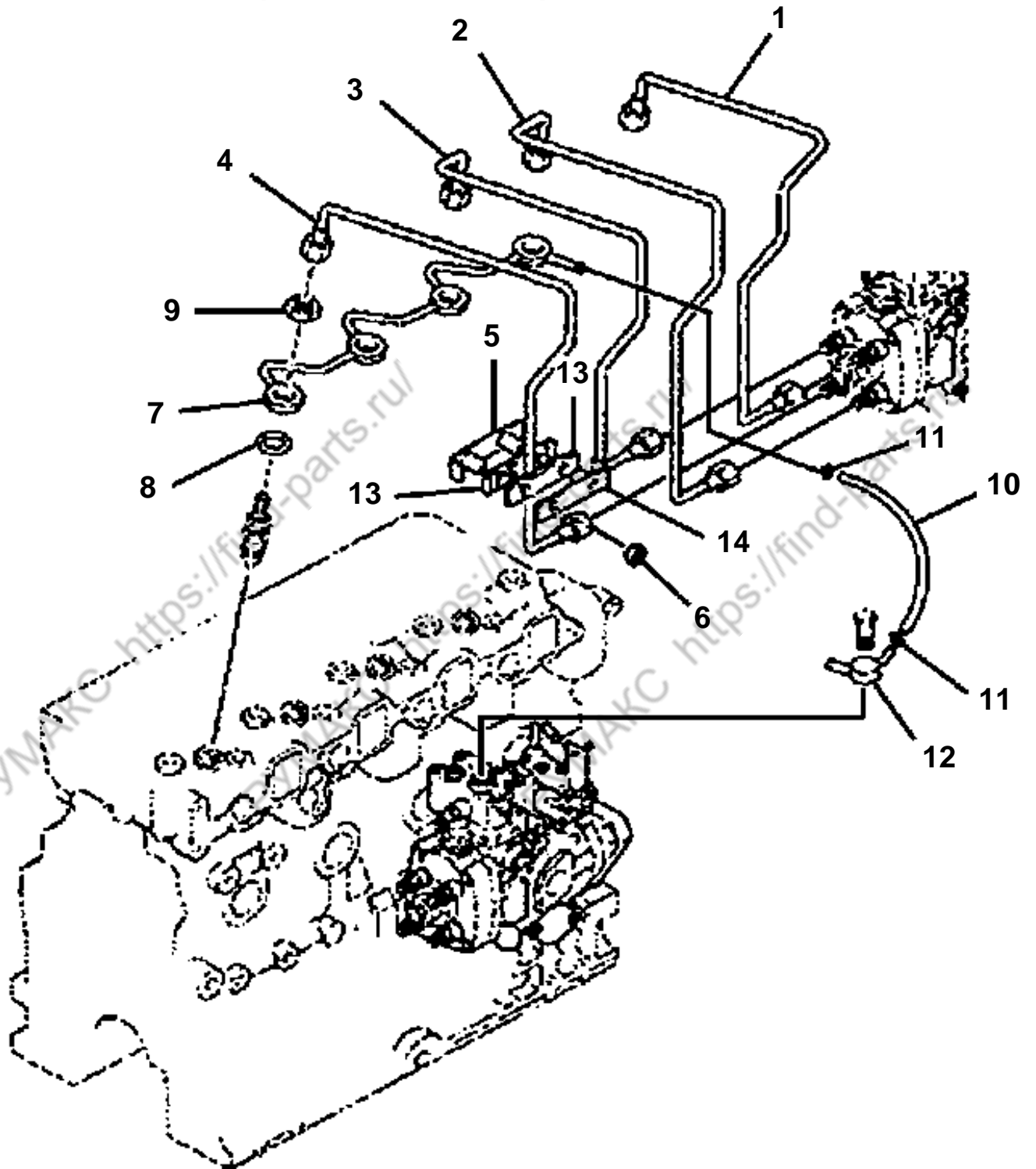


D15/18S2 D20SC2

FIG.5.02

A293337 FUEL PUMP MOUNTING

NOTE	ITEM NO.	PART NUMBER	QTY	DESCRIPTION	CHANGE CODE	START SERIAL NO.				
						EM0FL	EM0FM	-	-	-
	1	A293338	3	STUD						
	2	A293294	4	NUT						
	3	A293340	1	SEAL ; O-RING						
	4	A293341	1	GEAR ; FUEL PUMP						
	5	A293342	1	WASHER ; LOCK						
	6	A293343	1	NUT						
	7	A293344	1	BRACKET ; PUMP						
	8	A293345	1	BRACKET ; PUMP						
	9	A293346	1	SCREW						
	10	A293347	2	SCREW						
	11	A293281	1	SCREW						

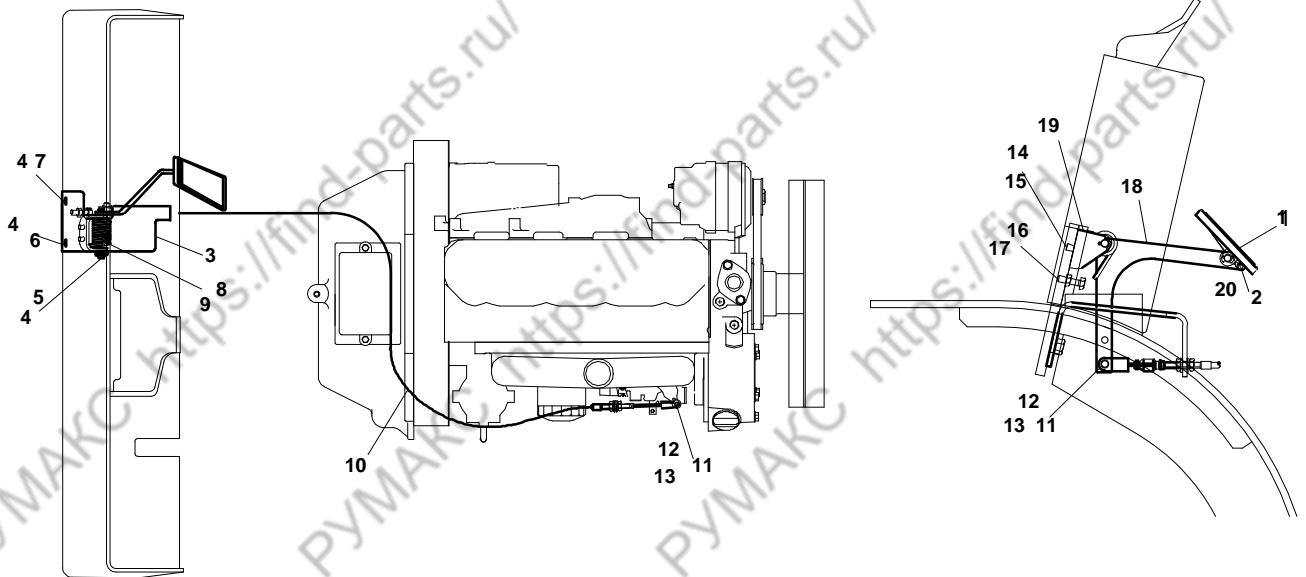


D15/18S2 D20SC2

FIG.5.03

A293349 FUEL PLUMBING

NOTE	ITEM NO.	PART NUMBER	QTY	DESCRIPTION	CHANGE CODE	START SERIAL NO.					
						EM0FL	EM0FM	-	-	-	-
	1	A293350	1	TUBE ; INJECTOR FUEL SUPPLY							
	2	A293351	1	TUBE ; INJECTOR FUEL SUPPLY							
	3	A293352	1	TUBE ; INJECTOR FUEL SUPPLY							
	4	A293353	1	TUBE ; INJECTOR FUEL SUPPLY							
	5	A293354	1	CLAMP ; TUBE							
	6	A293309	2	NUT							
	7	A293356	1	MANIFOLD ; FUEL							
	8	A293357	4	GASKET ; FUEL MANIFOLD							
	9	A293358	4	NUT							
	10	A293359	1	TUBE ; FUEL DRAIN							
	11	A293360	2	CLAMP							
	12	A293361	1	CONNECTOR							
	13	A293362	2	BRACKET ; FUEL PLUMBING							
	14	A293363	1	CLAMP							



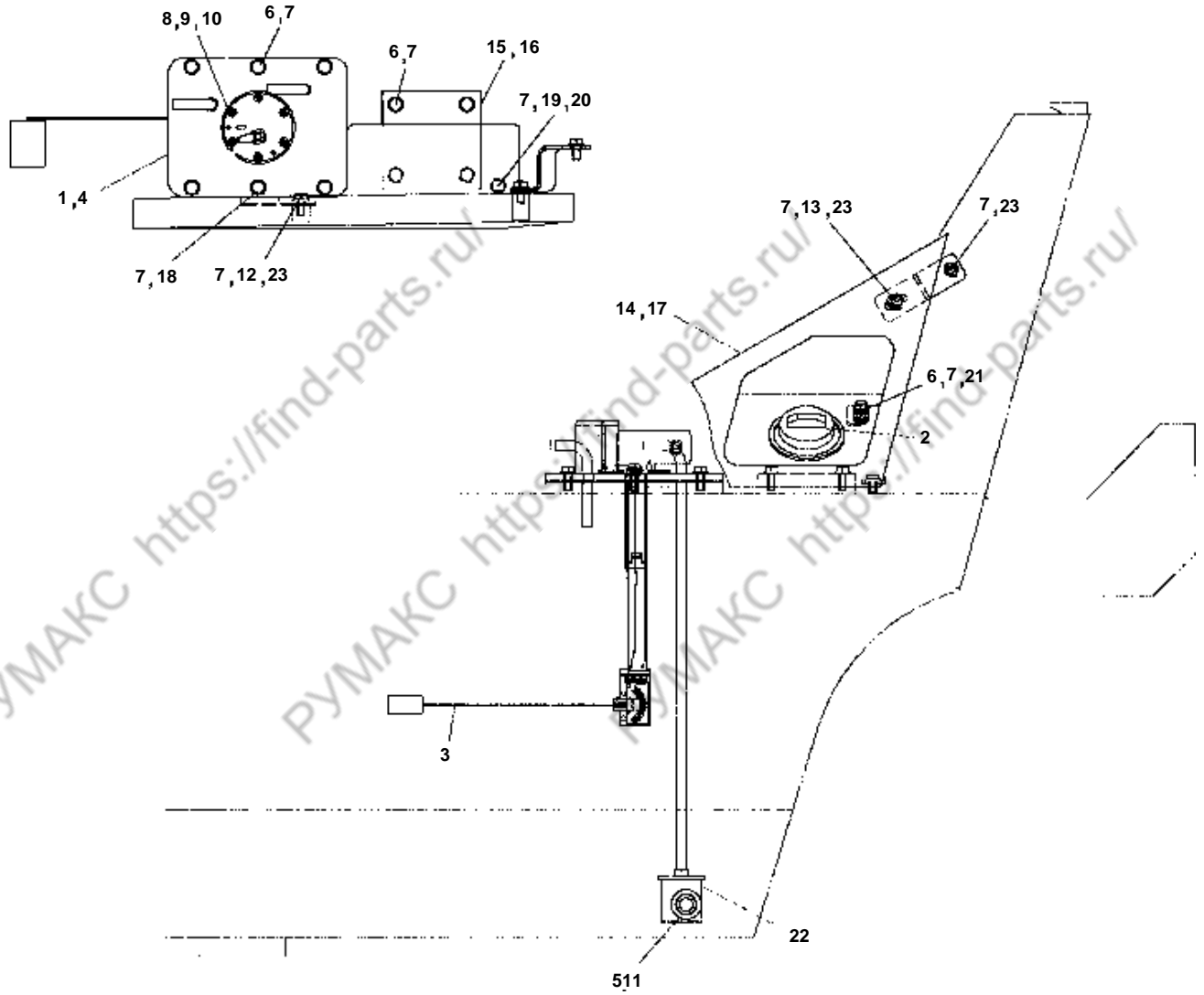
D15/18S2 D20SC2

FIG.5.04

A321016 CONTROL GP - ACCEL

NOTE	ITEM NO.	PART NUMBER	QTY	DESCRIPTION	CHANGE CODE	START SERIAL NO.				
						EM0FL	EM0FM	-	-	-
	1	D700964	1	PEDAL-ACCEL						
	2	S6540800	1	RING-SNAP						
	3	A271384	1	BRACKET AS						
	4	D917093	3	WASHER						
	5	S5735451	2	PIN-COTTER						
	6	S0512463	1	BOLT						
	7	S0512263	1	BOLT						
	8	D700990	1	SPRING-TORSION						
	9	D700991	1	SPACER						
	10	D601296	1	CABLE AS-ACCEL						
	11	S5760121	2	PIN						
	12	S5735141	2	PIN-COTTER						
	13	S5010313	2	WASHER						
	14	S0508663	2	BOLT						
	15	D917092	2	WASHER						
	16	S0555963	1	BOLT						
	17	S4012533	1	NUT						
	18	A271382	1	LEVERV AS						
	19	D700989	1	BRACKET AS						
	20	D700992	1	SPRING-TORSION						

D15/18S2 D20SC2(SB1058/TIREII) PARTS BOOK(FL/FM)
0505

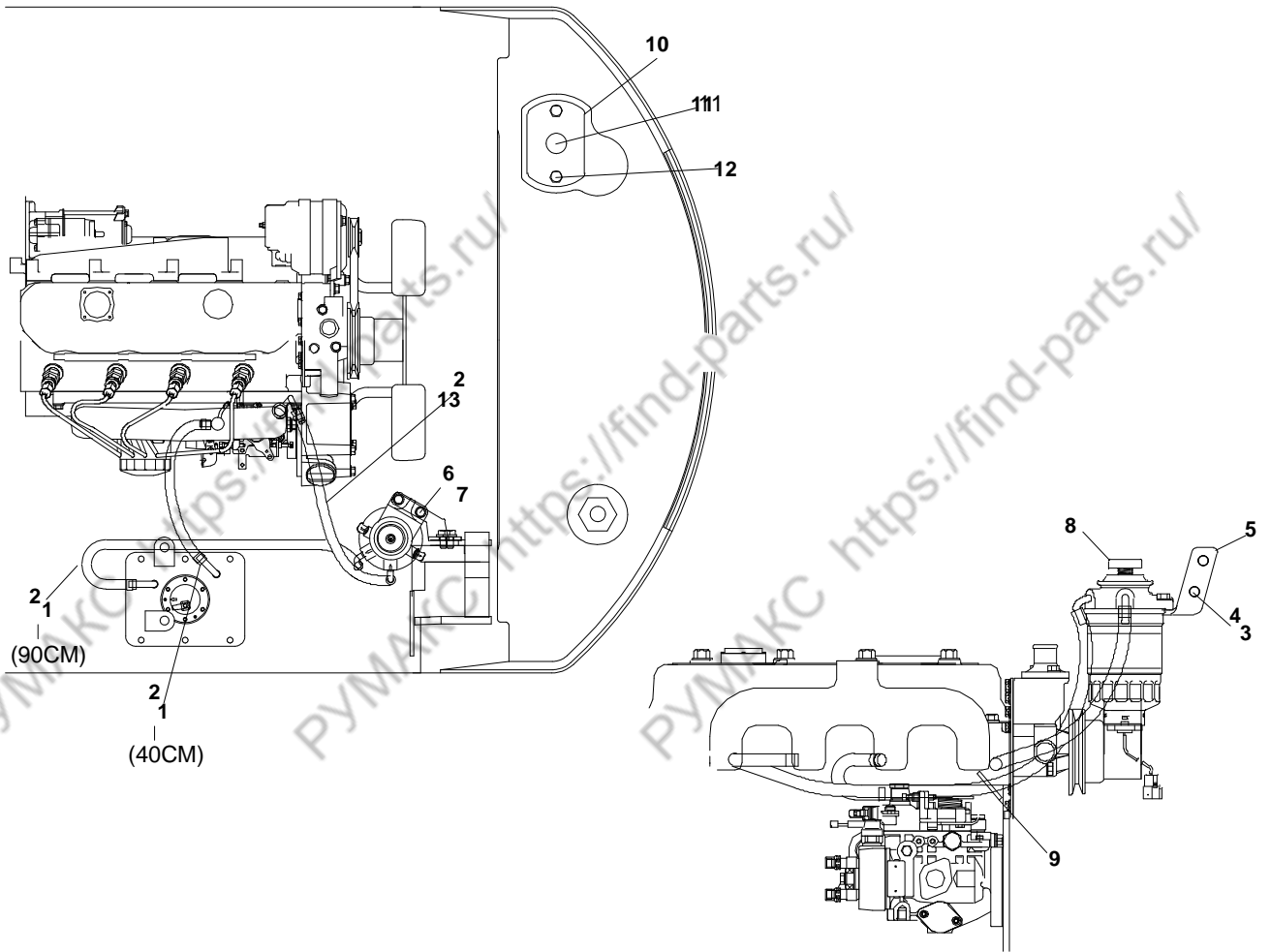


D15/18S2 D20SC2

FIG.5.05

A271564 CAP GP - FUEL

NOTE	ITEM NO.	PART NUMBER	QTY	DESCRIPTION	CHANGE CODE	START SERIAL NO.			
						EM0FL	EM0FM	-	-
C	1	A271565	1	PLATE AS - FUEL TANK COVER	N				
	2	A211407	1	CAP - FUEL					
		A219417	1	CAP-FUEL(WITH KEY)-OPTION					
		A219416	2	- KEY SET					
	3	A214027	1	SENDER AS					
	4	A225010	1	GASKET					
	5	D909156	1	PLUG MAGNETIC O-RING					
	6	S0508863	10	BOLT					
	7	D917092	16	WASHER					
	8	S3450853	6	SCREW					
	9	D917224	5	FIBER WASHER					
	10	D919018	1	GASKET					
	11	S8040061	1	SEAL O-RING					
	12	A221359	1	BRACKET - WAGE LOWER					
	13	A221360	1	BRACKET - WAGE UPPER					
	14	A221239	1	PLATE - WAGE					
	15	A221213	1	PLATE AS - FUEL FILLER AUTO					
	16	A271782	1	GASKET - FUEL FILLER					
	17	A211405	1	SEAL - FUEL FILLER					
	18	S0509063	1	BOLT					
	19	A221357	1	BRACKET - FUEL LOWER					
	20	S0508463	1	BOLT					
	21	S4012543	1	NUT					
22	D130064	1	FILTER						
	A363038	1	FILTER						
	23	S0508663	3	BOLT					

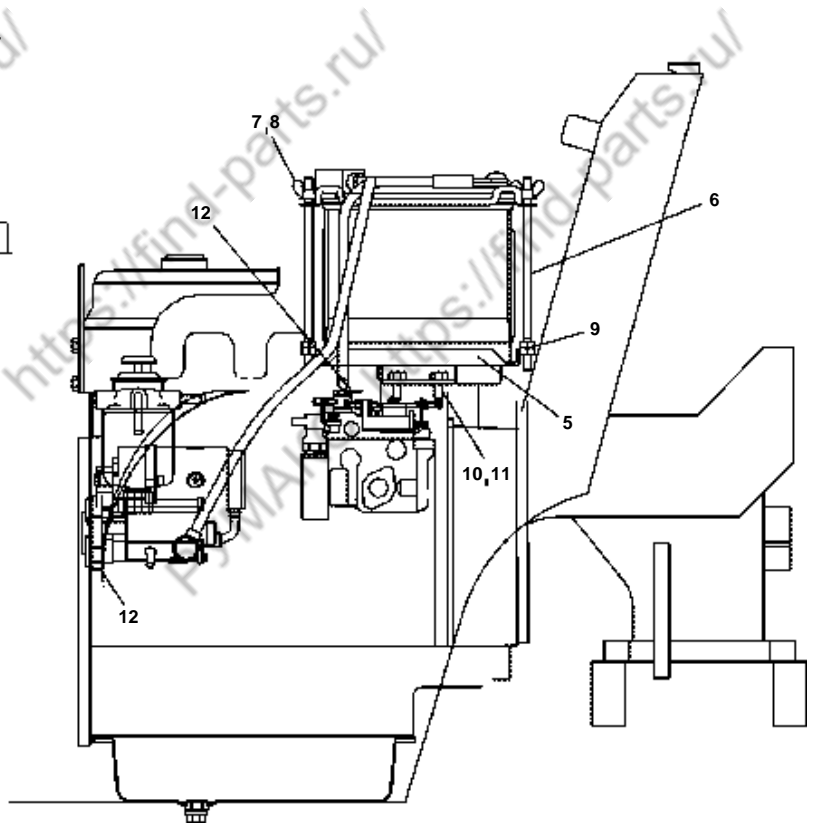
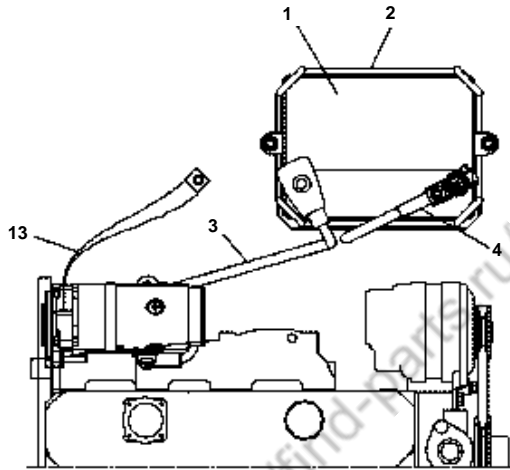


D15/18S2 D20SC2

FIG.5.06

A321019 LINES GP - FUEL

NOTE	ITEM NO.	PART NUMBER	QTY	DESCRIPTION	CHANGE CODE	START SERIAL NO.				
						EM0FL	EM0FM	-	-	-
E	1	D130668	130	HOSE-FUEL						
	2	S8450006	6	CLAMP						
	3	S0511863	2	BOLT						
	4	D917093	2	WASHER						
	5	A271871	1	PLATE						
	6	S0508863	2	BOLT						
	7	D917092	2	WASHER						
	8	A323028	1	FILTER ASS'Y-FUEL						
		A323029	1	- CARTRIDGE						
		A273814	1	- SENSOR						
		D470358	1	- HEAD - FILTER						
		A323031	2	- PLUG						
E	9	D580786	1	STRAP						
	10	A211389	1	PLATE						
	11	D700757	2	PLUG						
	12	S0511663	2	BOLT						
	13	D460143	45	HOSE						



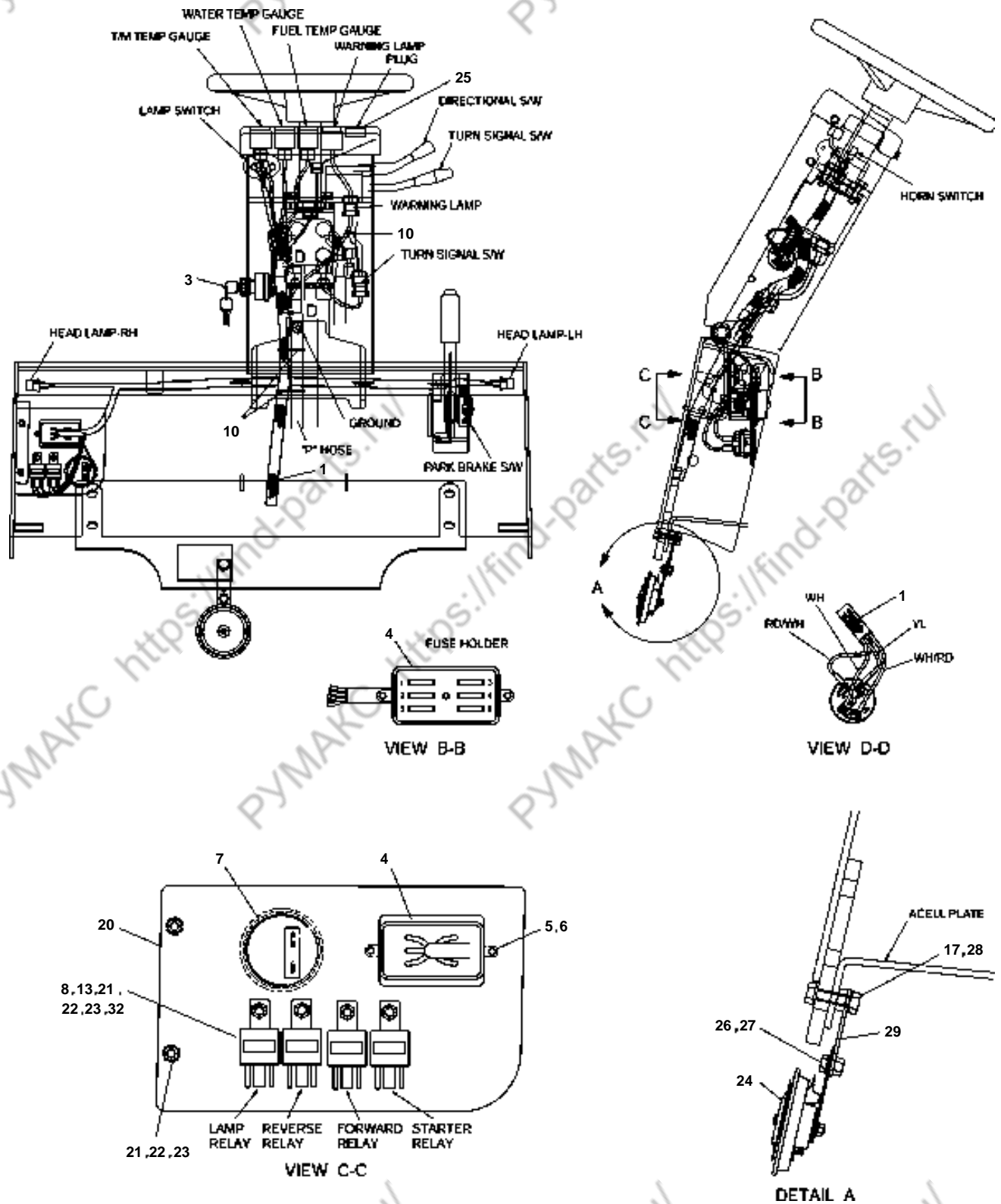
D15/18S2 D20SC2

A321028 BATTERY GP

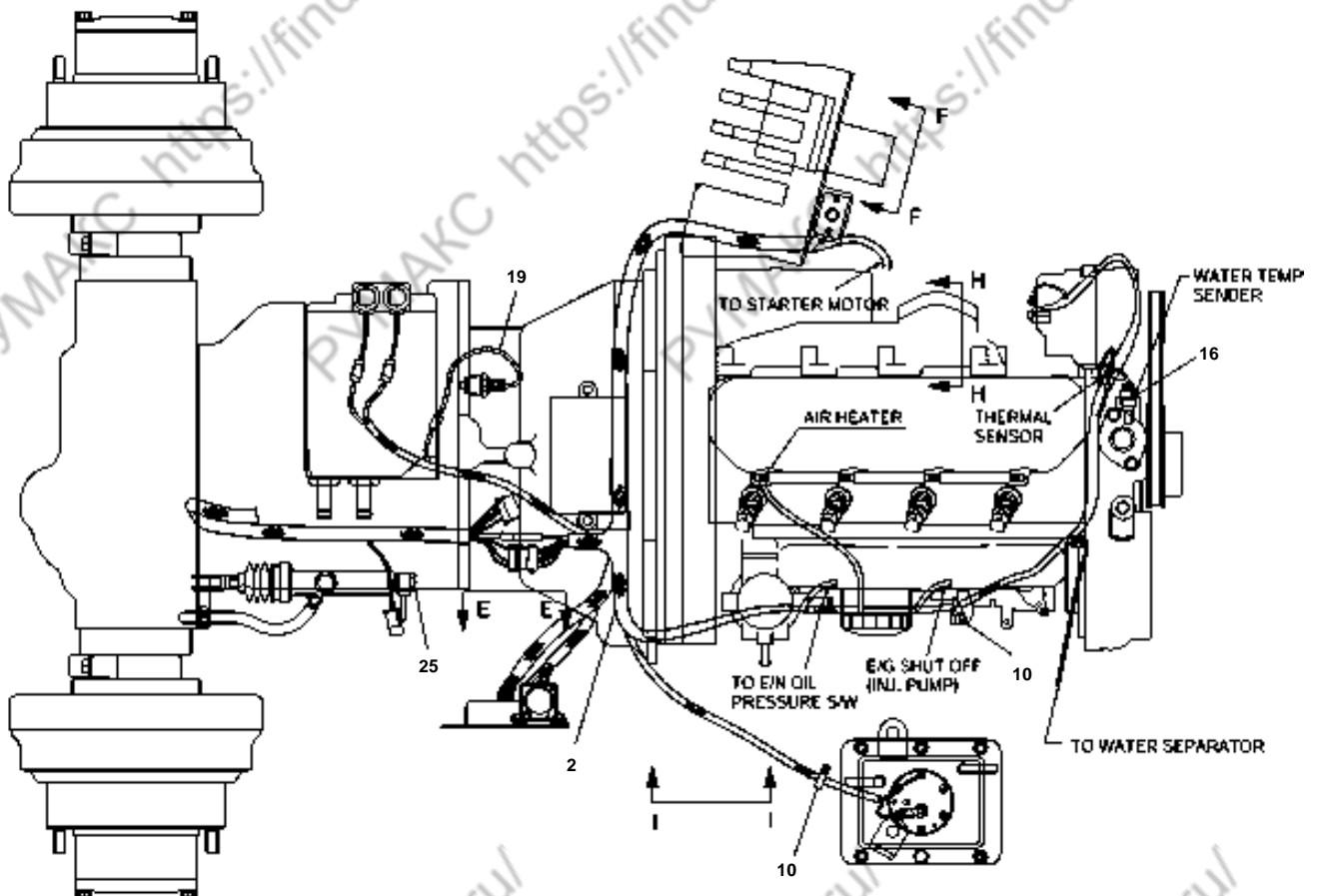
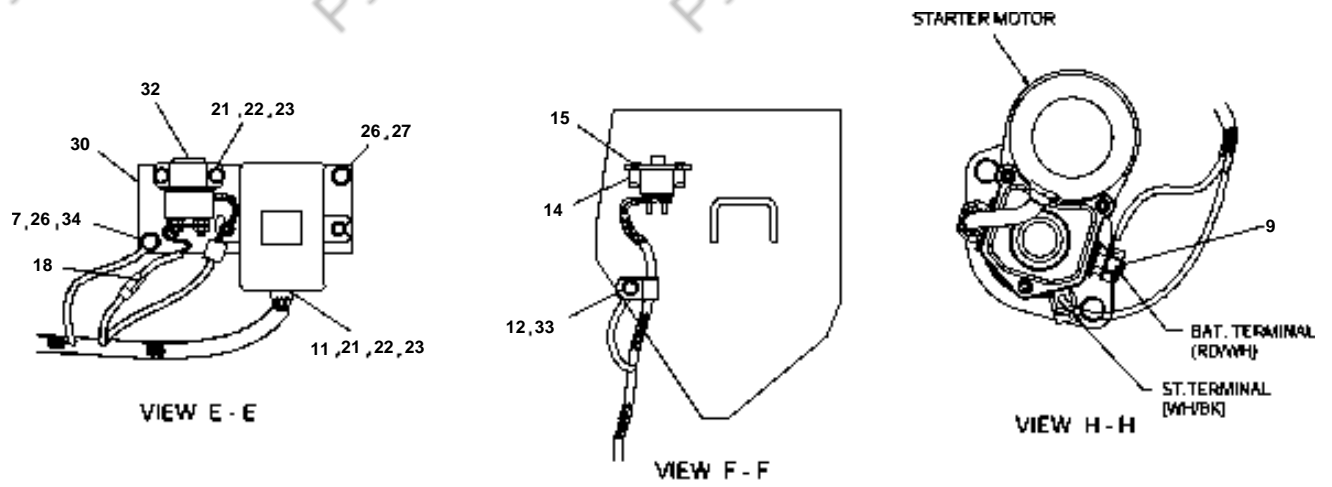
FIG.6.01

NOTE	ITEM NO.	PART NUMBER	QTY	DESCRIPTION	CHANGE CODE	START SERIAL NO.				
						EM0FL	EM0FM	-	-	-
	1	A214007	1	BATTERY AS						
	2	A224005	1	HOLDOWN						
	3	A274012	1	CABLE-POSITIVE						
	4	D167302	1	CABLE AS						
	5	A271539	1	TRAY AS-BATTERY						
	6	D700505	2	STUD						
	7	S4540603	2	NUT-WING						
	8	D550080	2	CLIP						
	9	S4012643	2	NUT						
	10	S0512063	2	BOLT						
	11	D917093	2	WASHER						
	12	D917024	2	LOCKWASHER						
	13	D147034	1	CABLE-BAND						

D15/18S2 D20SC2(SB1058/TIREII) PARTS BOOK(FL/FM)



D15/18S2 D20SC2(SB1058/TIREII) PARTS BOOK(FL/FM)
06021

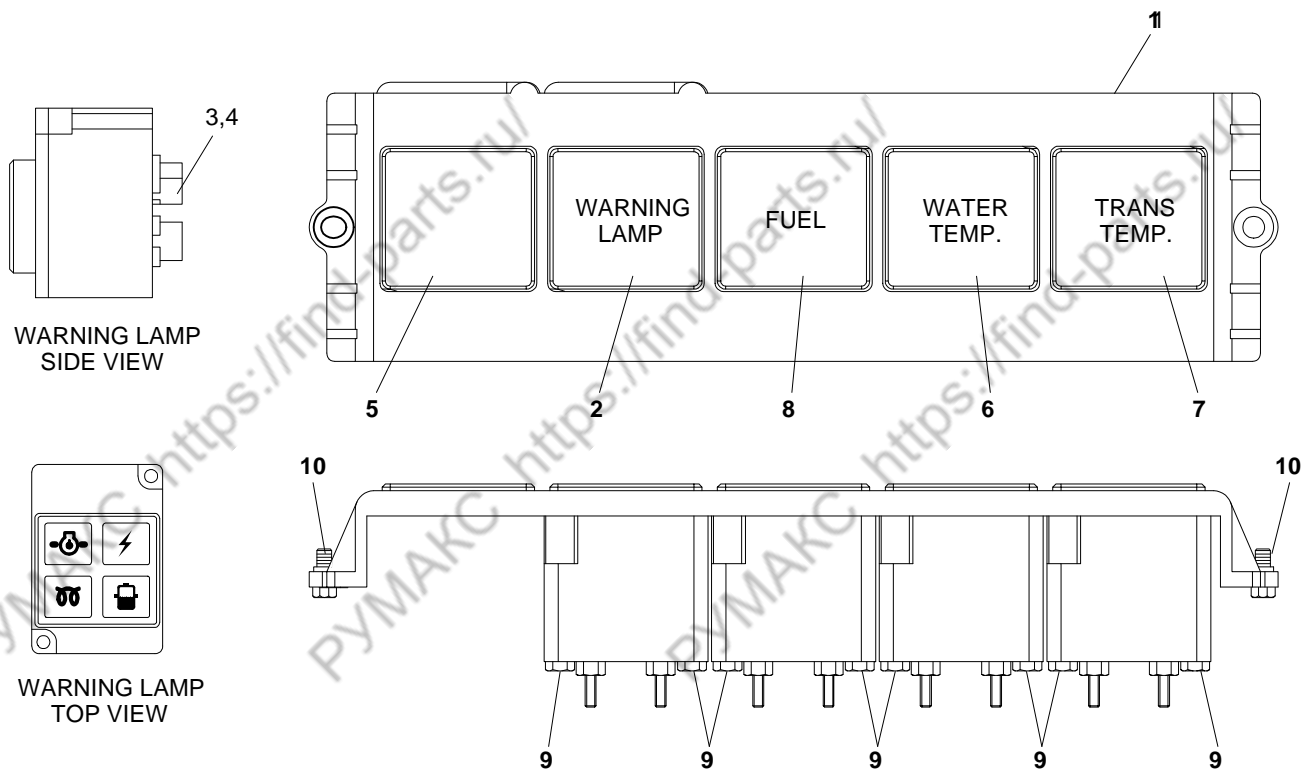


D15/18S2 D20SC2

FIG.6.02

A321017 WIRING GP PART 1 OF 2

NOTE	ITEM NO.	PART NUMBER	QTY	DESCRIPTION	CHANGE CODE	START SERIAL NO.				
						EM0FL	EM0FM	-	-	-
C	1	A324004	1	HARNESS AS - INSTRUMENT	N					
	2	A324005	1	HARNESS AS - ENGINE						
		A334010	1	- DIODE						
	3	D147482	1	SWITCH AS-IGNITION						
		A214062	1	KEY						
	4	A214100	1	FUSE BOX AS.						
		D544005	3	- FUSE-15A						
		A124008	2	- FUSE-10A						
		A214106	1	- FUSE-5A						
	5	S3450583	2	SCREW						
	6	S5000113	2	WASHER						
	7	D147478	1	HOUR METER						
	8	A114013	1	RELAY AS-POWER						
	9	S4016533	1	NUT						
	10	D580786	7	STRAP						
	11		1	CONTROL UNIT-E/G LOOSENED PART(SEE : FIG.6.06, REF NO.5)						
	12	D917024	1	LOCKWASHER						
	13	S4012333	4	NUT						
	14	D544024	1	CIRCUIT BREAKER						
	15	D915014	2	SCREW						
	16	D700216	1	SENDER-TEMPERATURE						
	17	S4012633	2	NUT						
		S4012633	1	NUT						
	18	A114004	1	HARNESS AS						
	19	A274008	1	HARNESS AS-SENDER						
	20	A321155	1	PLATE						
	21	S0504363	10	BOLT						
	22	S5000313	10	WASHER						
	23	S5102303	10	WASHER-SPRING						
	24	D560080	1	HORN AS						
	25	D700214	1	PLUG						
	26	S0508463	1	BOLT						
	27	D917092	2	WASHER						
	28	D917093	1	WASHER						
29	A271721	1	BRACKET AS(HORN)							
30	A321044	1	PLATE							
31	A324003	1	RELAY AS-PREHEAT							
32	D167422	3	RELAY AS							
33	D560094	1	CLIP							
34	D917101	1	WASHER							

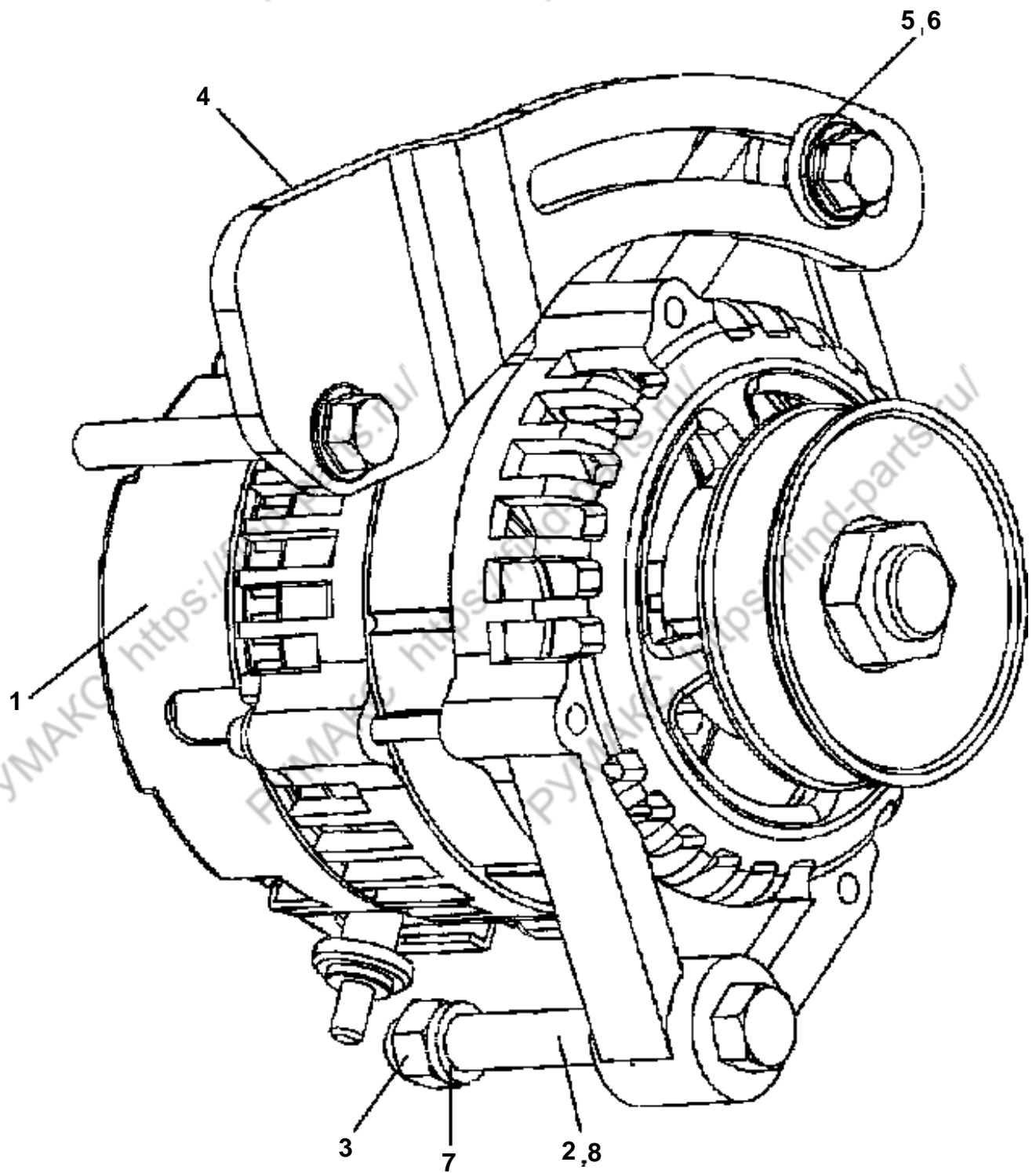


D15/18S2 D20SC2

FIG.6.03

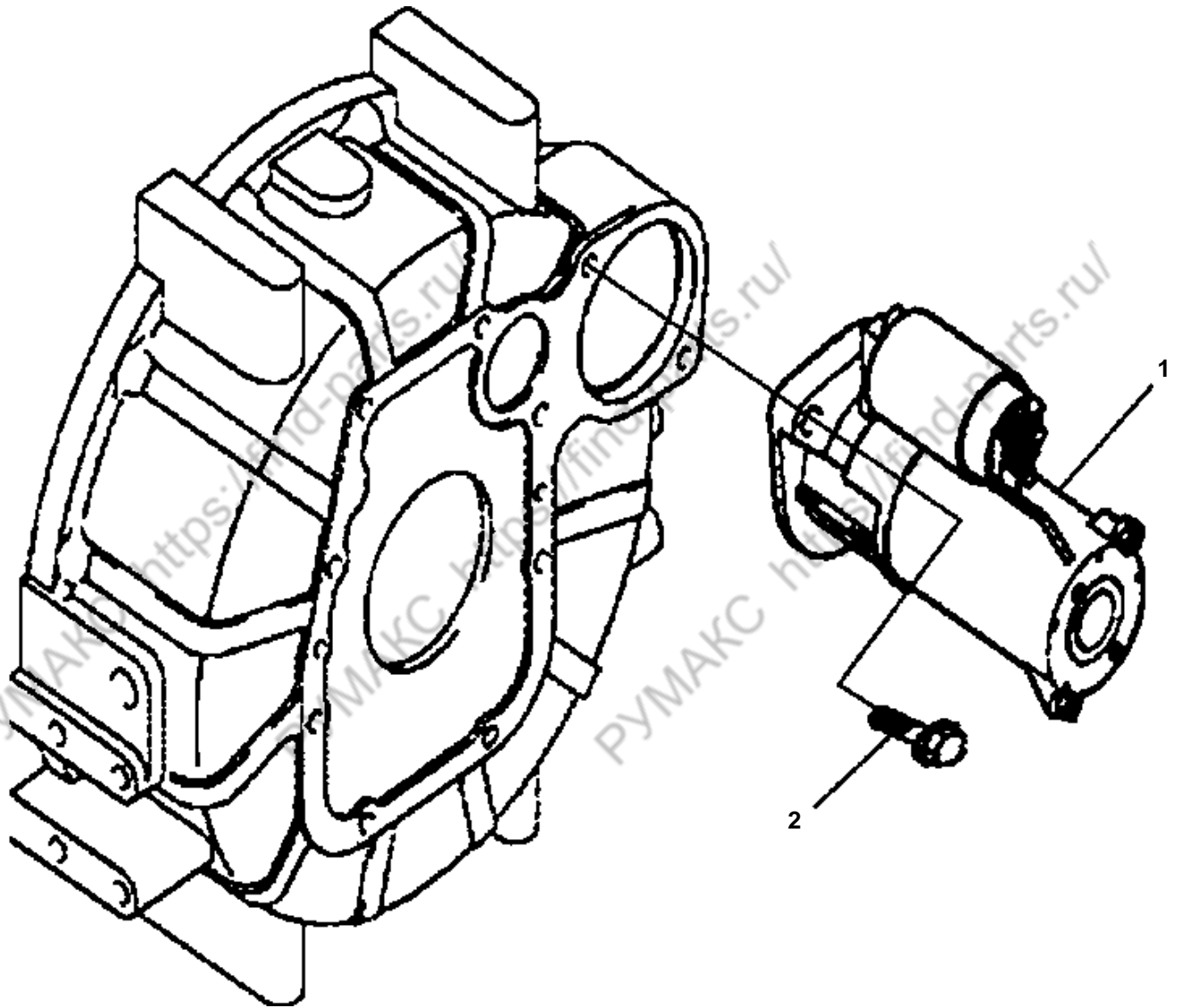
A214203 INSTRUMENT GP

NOTE	ITEM NO.	PART NUMBER	QTY	DESCRIPTION	CHANGE CODE	START SERIAL NO.			
						EM0FL	EM0FM	-	-
	1	A214490	1	HOUSING AS					
	2	A214494	1	WARNING LAMP AS					
	3	A214495	2	- LAMP					
	4	A214496	4	- SOCKET					
	5	A214498	1	GAUGE AS-PLUG					
	6	D700144	1	GAUGE AS-COOLANT					
		A214495	1	- LAMP					
		A214496	1	- SOCKET					
	7	D700146	1	GAUGE AS-TRANSMISSION					
		A214495	1	- LAMP					
		A214496	1	- SOCKET					
	8	D700329	1	GAUGE AS-FUEL					
		A214495	1	- LAMP					
		A214496	1	- SOCKET					
	9	D915038	8	SCREW					
	10	D915034	2	SCREW					



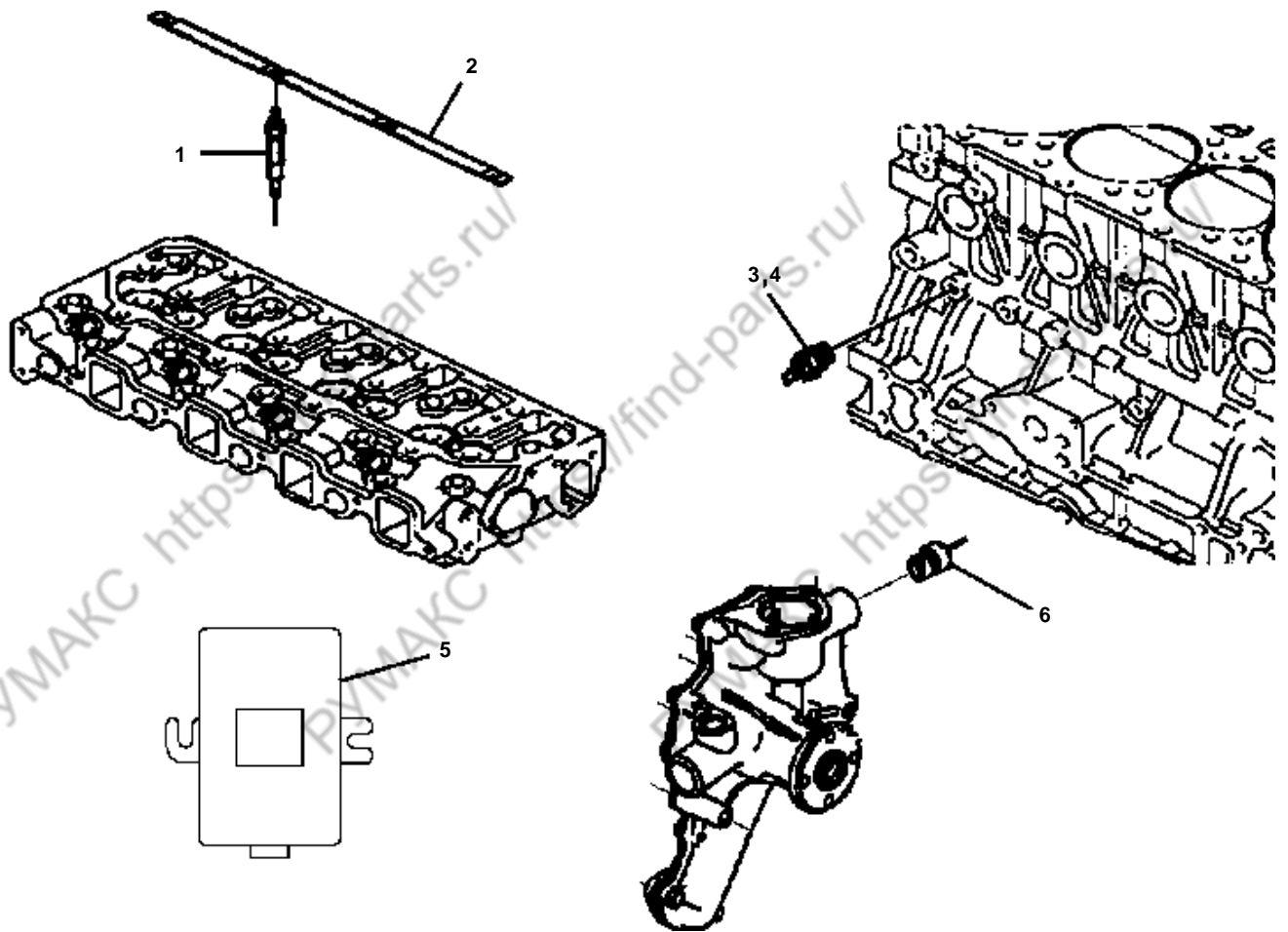
D15/18S2 D20SC2**A293297 ALTERNATOR****FIG.6.04**

NOTE	ITEM NO.	PART NUMBER	QTY	DESCRIPTION	CHANGE CODE	START SERIAL NO.				
						EMOFL	EMOFM	-	-	-
	1	A293298	1	ALTERNATOR						
	2	A298162	1	SCREW						
	3	A298163	1	NUT						
	4	A293301	1	BRACKET						
	5	A293302	1	WASHER						
	6	A293303	1	SCREW						
	7	A298164	1	WASHER						
	8	A298165	1	WASHER						



D15/18S2 D20SC2**FIG.6.05****A298006 STARTING MOTOR**

NOTE	ITEM NO.	PART NUMBER	QTY	DESCRIPTION	CHANGE CODE	START SERIAL NO.				
						EM0FL	EM0FM	-	-	-
	1	A298007	1	MOTOR, STARTING						
	2	A298038	2	SCREW						

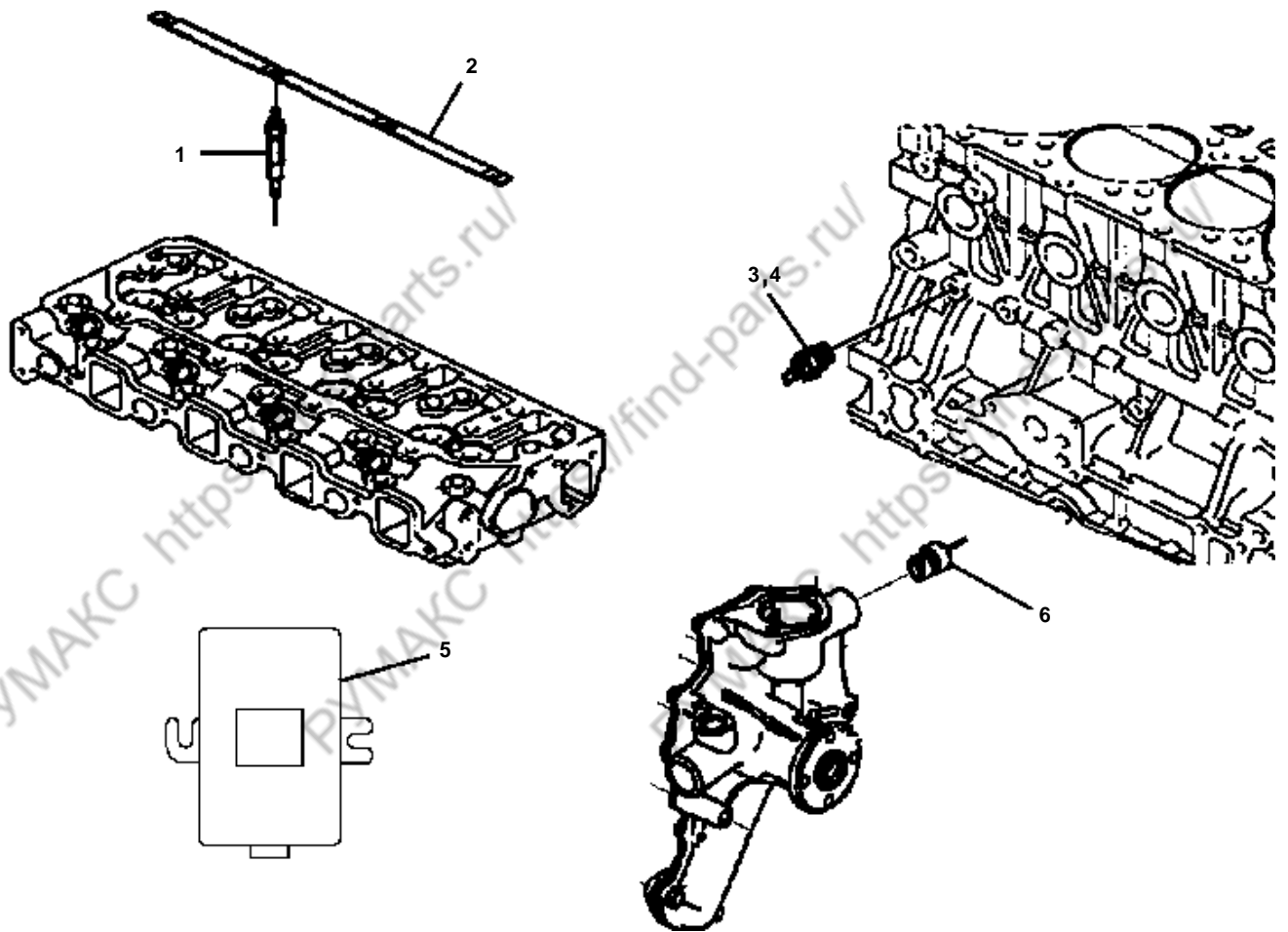


D15/18S2 D20SC2

FIG.6.06

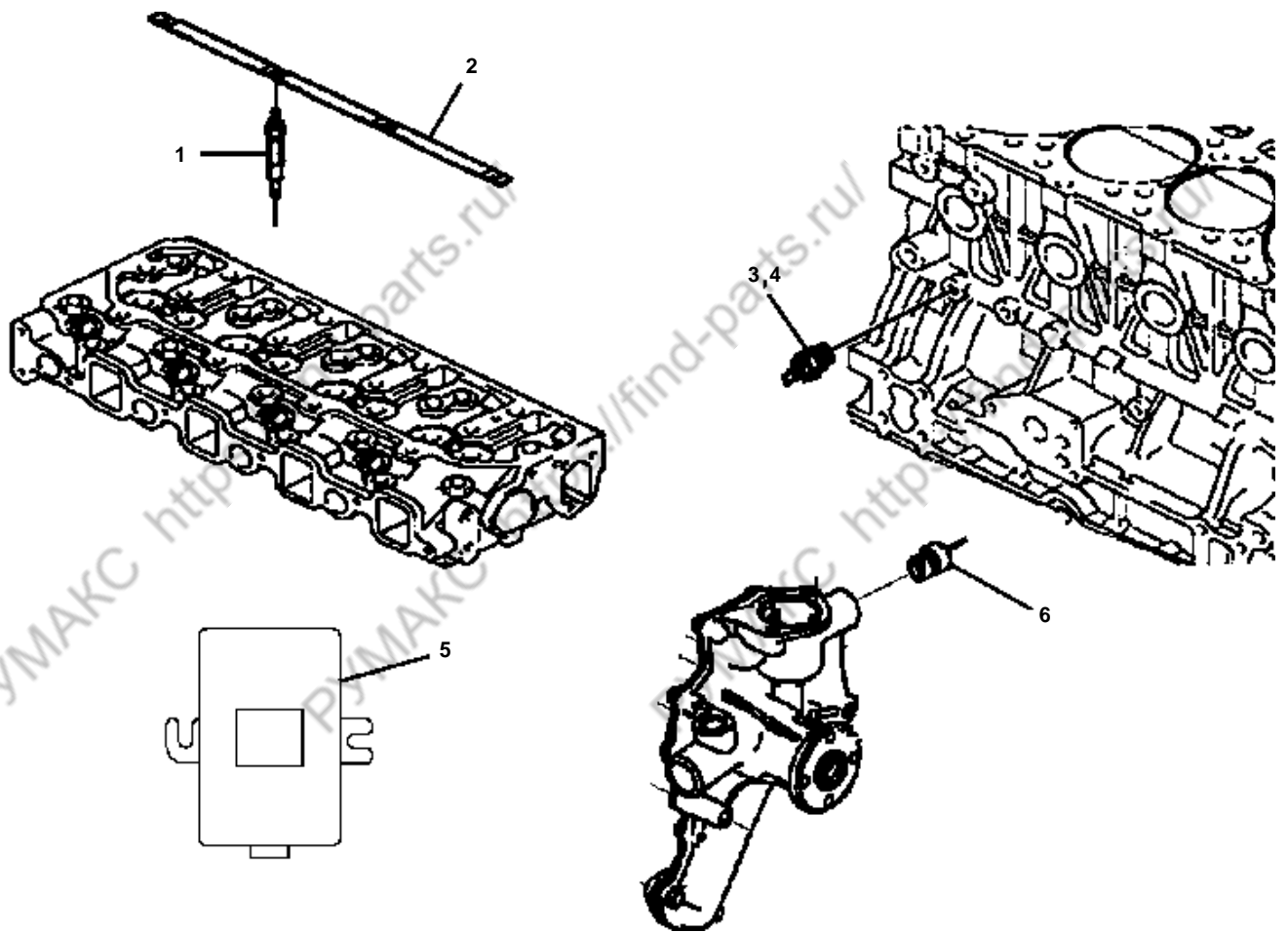
A293238 AIR HEATER STARTING AID

NOTE	ITEM NO.	PART NUMBER	QTY	DESCRIPTION	CHANGE CODE	START SERIAL NO.				
						EM0FL	EM0FM	-	-	-
	1	A293239	4	PLUG, GLOW						
	2	A293240	1	CONNECTOR ; ELECTRICAL						
	3	A298002	1	OIL PRESSURE SWITCH						
	4	A298065	1	ADAPTER						
	5	A298063	1	CONTROLLER. PREHEAT						
	6	A298064	1	SENSOR. PREHEAT						



D15/18S2 D20SC2**FIG.6.06****A298001 OIL PRESSURE SWITCH**

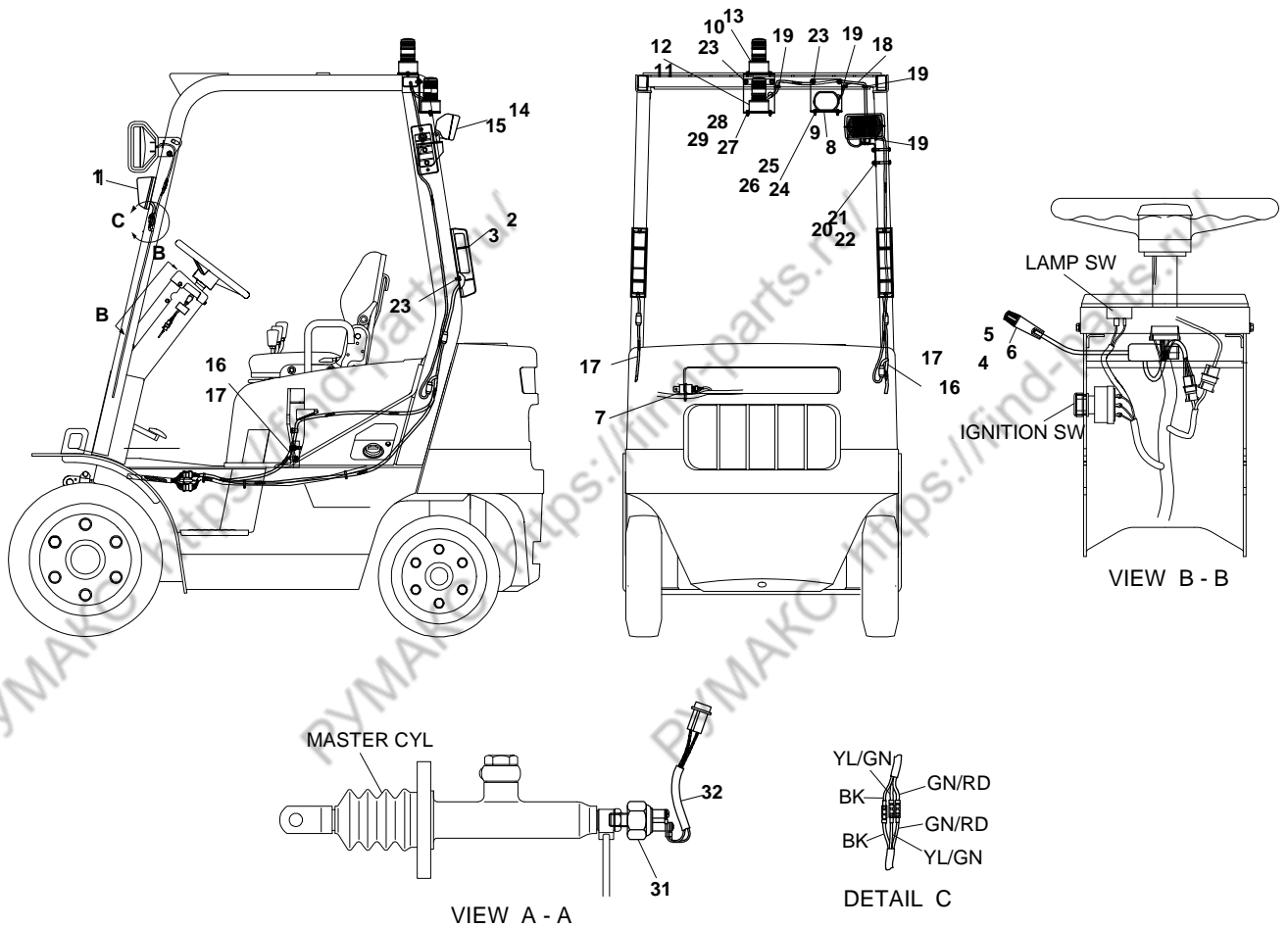
NOTE	ITEM NO.	PART NUMBER	QTY	DESCRIPTION	CHANGE CODE	START SERIAL NO.				
						EM0FL	EM0FM	-	-	-
	1	A293239	4	PLUG, GLOW						
	2	A293240	1	CONNECTOR ; ELECTRICAL						
	3	A298002	1	OIL PRESSURE SWITCH						
	4	A298065	1	ADAPTER						
	5	A298063	1	CONTROLLER. PREHEAT						
	6	A298064	1	SENSOR. PREHEAT						



D15/18S2 D20SC2**FIG.6.06****A298062 OIL PRESSURE SWITCH**

NOTE	ITEM NO.	PART NUMBER	QTY	DESCRIPTION	CHANGE CODE	START SERIAL NO.				
						EM0FL	EM0FM	-	-	-
	1	A293239	4	PLUG, GLOW						
	2	A293240	1	CONNECTOR ; ELECTRICAL						
	3	A298002	1	OIL PRESSURE SWITCH						
	4	A298065	1	ADAPTER						
	5	A298063	1	CONTROLLER. PREHEAT						
	6	A298064	1	SENSOR. PREHEAT						

D15/18S2 D20SC2(SB1058/TIREII) PARTS BOOK(FL/FM)

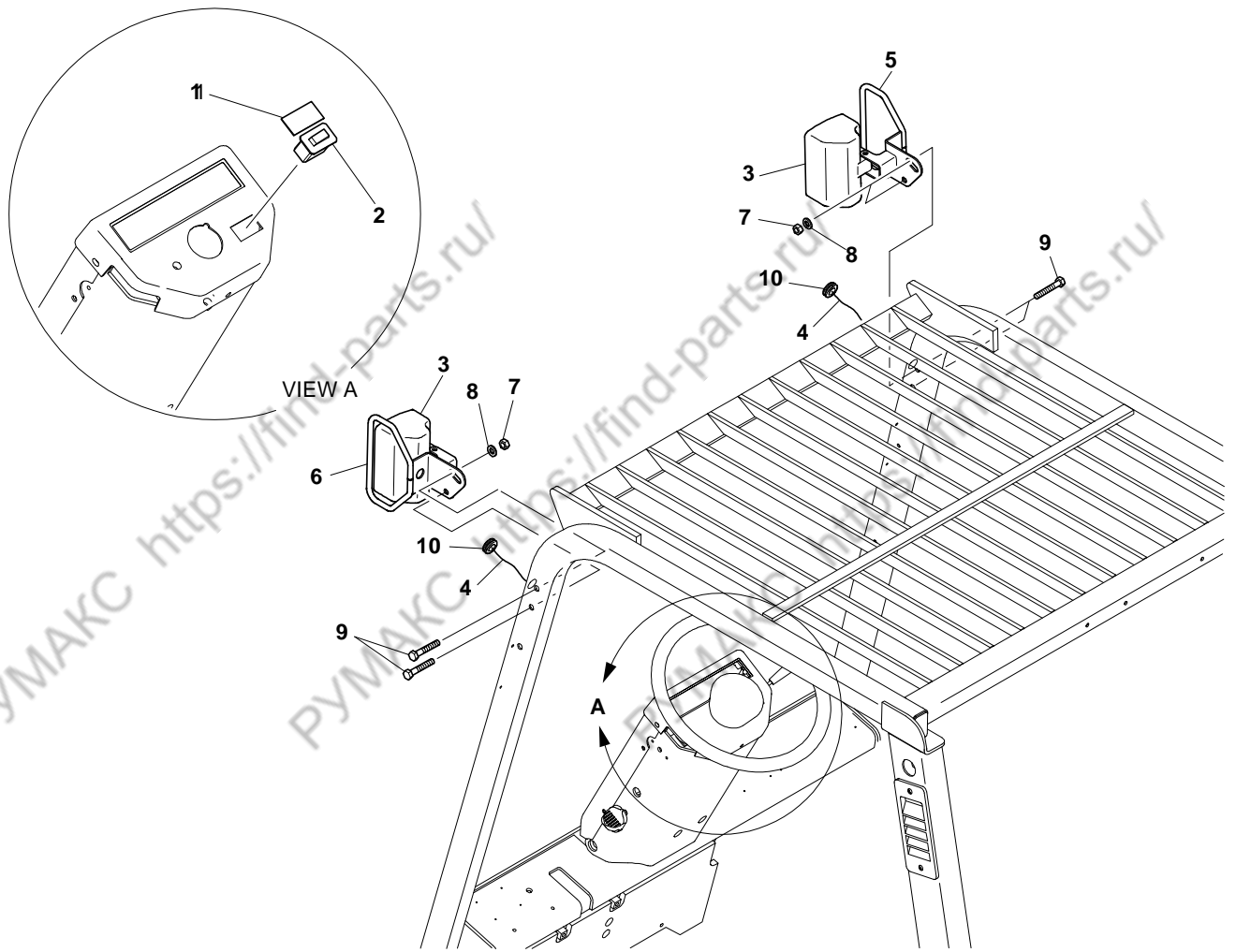


D15/18S2 D20SC2

FIG.6.07

A321140 OPTION LIGHT GP

NOTE	ITEM NO.	PART NUMBER	QTY	DESCRIPTION	CHANGE CODE	START SERIAL NO.				
						EMOFL	EMOFM	-	-	-
	1	D546105	2	LAMP AS-FRONT COMB						
		S866123H	1	- BULB						
	2	D546107	2	LAMP AS-COMB						
		S863110H	1	- BULB-10W						
		S864123H	1	- BULB-23W						
		S866123H	1	- BULB-23/8W						
	3	D167628	2	BRACKET						
	4	D287671	1	TURN SIGNAL SW						
	5	D147604	1	BRACKET						
	6	S3450573	2	SCREW						
	7	D546113	1	FLASHER UNIT						
	8	D287673	1	BACK UP ALARM AS						
	9	A214217	1	PLATE-BACK UP						
	10	D287669	1	STROBE AS-RED						
	11	D287670	1	STROBE AS-AMBER						
	12	A214107	1	PLATE-STROBE BEL						
	13	A214108	1	PLATE-STROBE ABOVE						
	14	D147626	1	LAMP AS-REAR						
		D147669	1	- BULB-HALOGEN						
	15	D147642	1	BRACKET AS						
J2	16	A324011	1	HARNESS AS(W/O COMBI)						
J1	17	A324012	1	HARNESS AS(W/ COMBI)						
J1	18	A324013	1	HARNESS AS(W/O COMBI)						
	19	S994010H	1	GROMMET						
	20	S0558963	2	BOLT						
	21	D917005	2	WASHER						
	22	S4012633	2	NUT						
	23	D915032	2	SCREW						
	24	D910083	2	BOLT						
	25	D913031	2	NUT						
	26	D917009	2	WASHER						
	27	D917007	4	WASHER						
	28	D913011	4	NUT						
	29	S0504863	4	BOLT						
	31	D546136	1	SWITCH AS						
	32	D152037	1	HARNESS AS						

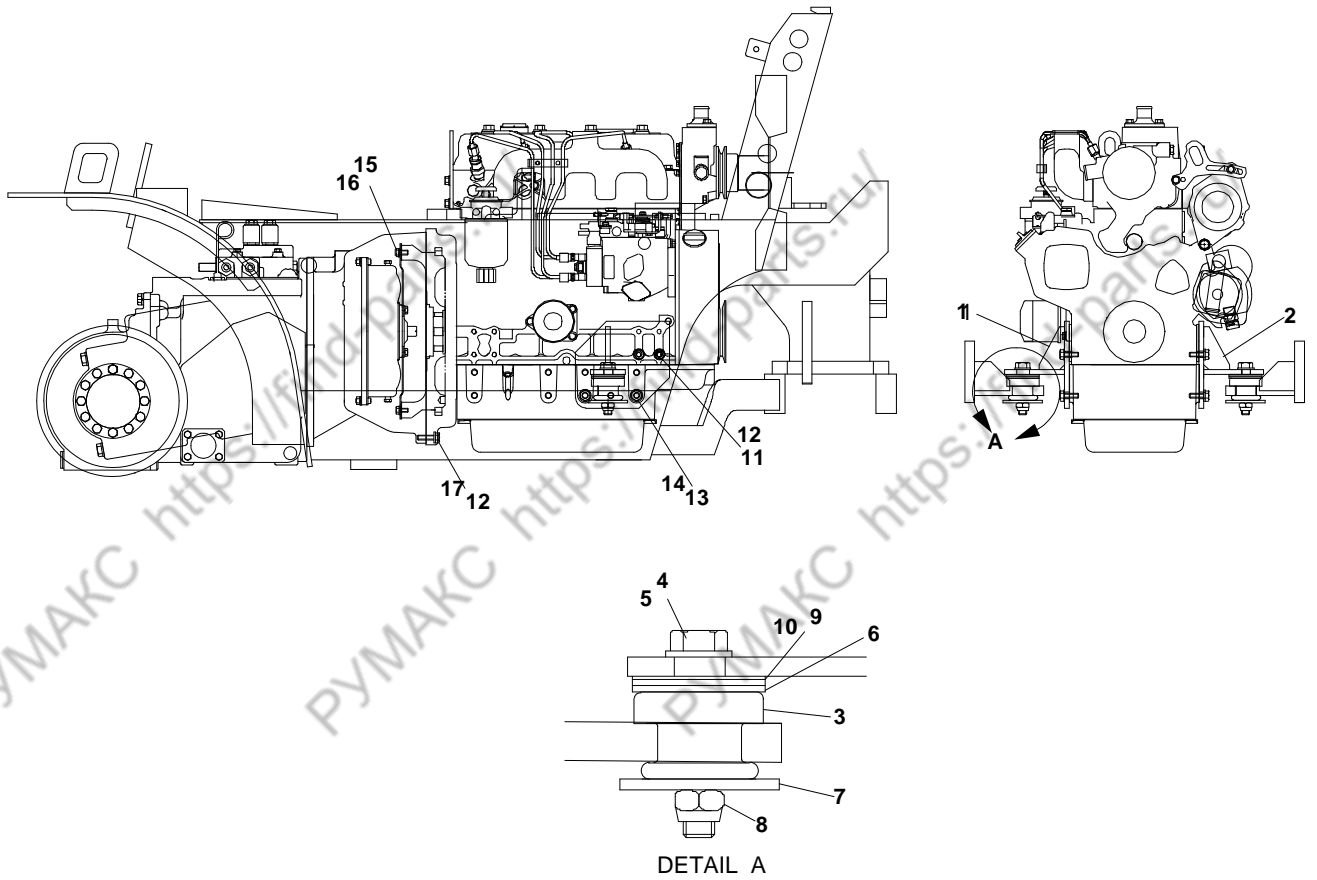


D15/18S2 D20SC2

FIG.6.08

A321184 LIGHTING GP - STD

NOTE	ITEM NO.	PART NUMBER	QTY	DESCRIPTION	CHANGE CODE	START SERIAL NO.					
						EM0FL	EM0FM	-	-	-	-
	1	A211763	1	PLATE-FLOODLT SW							
	2	A154431	1	SWITCH AS							
	3	D147626	2	LAMP AS							
		D147669	1	- BULB-HALOGEN							
		D147672	1	- BULB-HALOGEN (NORTH AMERICA)							
	4	D546159	2	HARNES AS-LIGHT							
	5	D147661	1	BRACKET AS-RH							
	6	D147662	1	BRACKET AS-LH							
	7	D913079	4	NUT							
	8	D917093	4	WASHER-HARD							
	9	S0558763	4	BOLT							
	10	S994010H	2	GROMMET							



D15/18S2 D20SC2

FIG.7.00

A321018 MOUNTING GP - POWERTRAIN

NOTE	ITEM NO.	PART NUMBER	QTY	DESCRIPTION	CHANGE CODE	START SERIAL NO.				
						EM0FL	EM0FM	-	-	-
	1	A321055	1	BRACKET AS-LH						
	2	A321056	1	BRACKET AS-RH						
	3	D160289	2	RUBBER - E/G MTG						
	4	S0565963	2	BOLT						
	5	D917097	2	WASHER						
	6	D917067	2	WASHER						
	7	D917061	2	WASHER						
	8	D913020	2	NUT-LOCK						
	9	D700333	2	SHIM						
	10	D700334	2	SHIM						
	11	S0512263	4	BOLT						
	12	D917093	12	WASHER						
	13	S0515063	4	BOLT						
	14	D917091	4	WASHER						
	15	S0508763	8	BOLT						
	16	D917092	8	WASHER						
	17	S0558263	8	BOLT						

D15/18S2 D20SC2

FIG.7.01

A273197 TRANSAXLE AR - SHOE TYPE BRAKE

NOTE	ITEM NO.	PART NUMBER	QTY	DESCRIPTION	CHANGE CODE	START SERIAL NO.			
						EM0FL	EM0FM	-	-
		A273200	1	TORQUE CONVERTER AS					
		A273375	1	CONTROL VALVE AS					
		A273373	1	TRANSMISSION AS - SHOE					
		A273328	1	DIFFERENTIAL AS					
		A273401	1	DRIVE AXLE AS - SHOE					
		A273413	1	TRANSMISSION SERVICE KIT - SHOE (DIESEL,PNEUMATIC, SHOE)					
		A273373	1	TRANSMISSION AS - SHOE					
		A273375	1	CONTROL VALVE AS					
		A273200	1	TORQUE CONVERTER AS					
		A273414	1	TRANSMISSION SERVICE KIT - OCDB (DIESEL,PNEUMATIC, OCDB)					
		A273374	1	TRANSMISSION AS-OCDB					
		A273375	1	CONTROL VALVE AS					
		A273200	1	TORQUE CONVERTER AS					

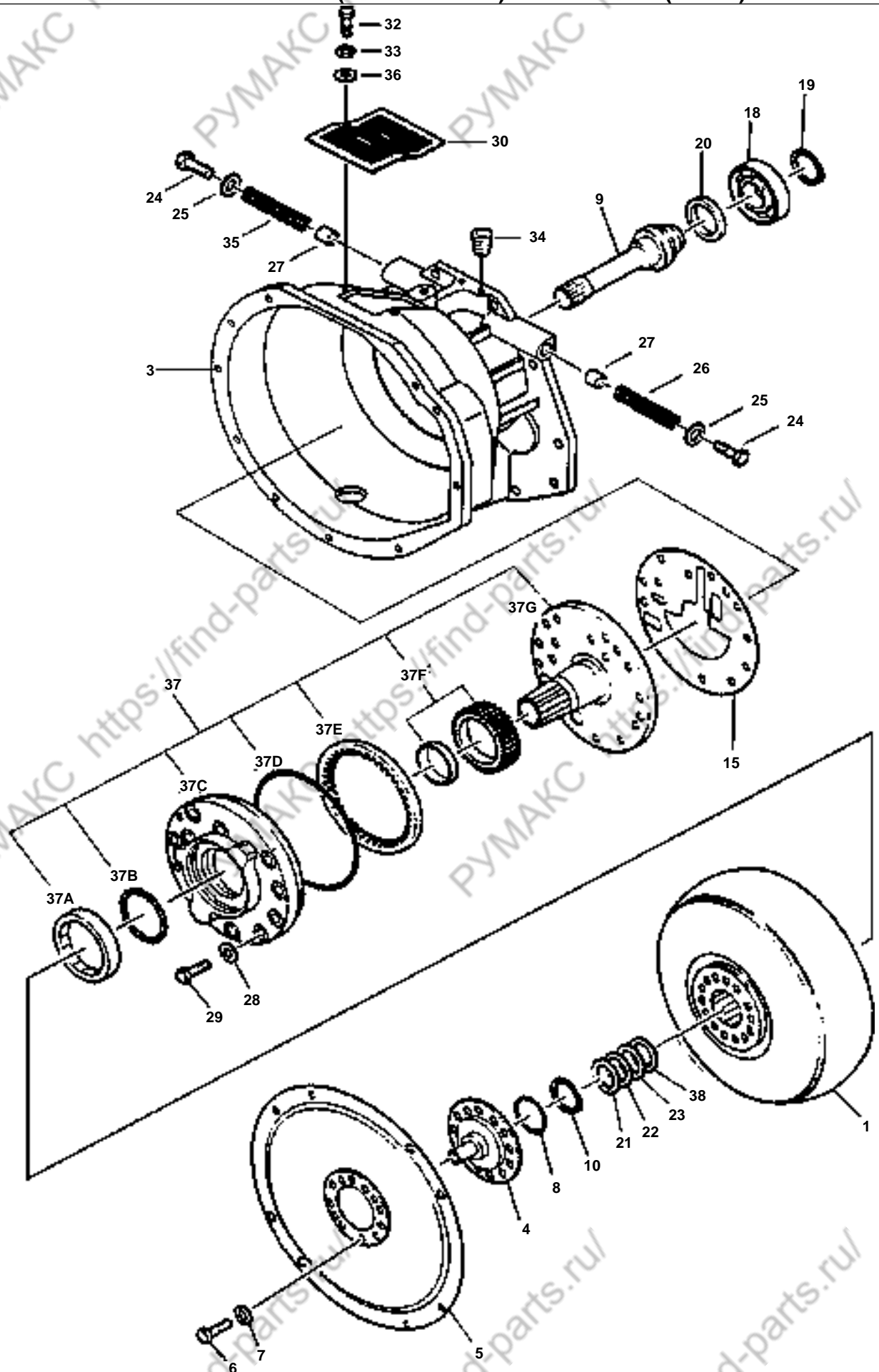
D15/18S2 D20SC2

FIG.7.01

A273198 TRANSAXLE AR - OCD TYPE BRAKE

NOTE	ITEM NO.	PART NUMBER	QTY	DESCRIPTION	CHANGE CODE	START SERIAL NO.			
						EM0FL	EM0FM	-	-
		A273200	1	TORQUE CONVERTER AS					
		A273375	1	CONTROL VALVE AS					
		A273373	1	TRANSMISSION AS - SHOE					
		A273328	1	DIFFERENTIAL AS					
		A273401	1	DRIVE AXLE AS - SHOE					
		A273413	1	TRANSMISSION SERVICE KIT - SHOE (DIESEL,PNEUMATIC, SHOE)					
		A273373	1	TRANSMISSION AS - SHOE					
		A273375	1	CONTROL VALVE AS					
		A273200	1	TORQUE CONVERTER AS					
		A273414	1	TRANSMISSION SERVICE KIT - OCDB (DIESEL,PNEUMATIC, OCDB)					
		A273374	1	TRANSMISSION AS-OCDB					
		A273375	1	CONTROL VALVE AS					
		A273200	1	TORQUE CONVERTER AS					

D15/18S2 D20SC2(SB1058/TIREII) PARTS BOOK(FL/FM)



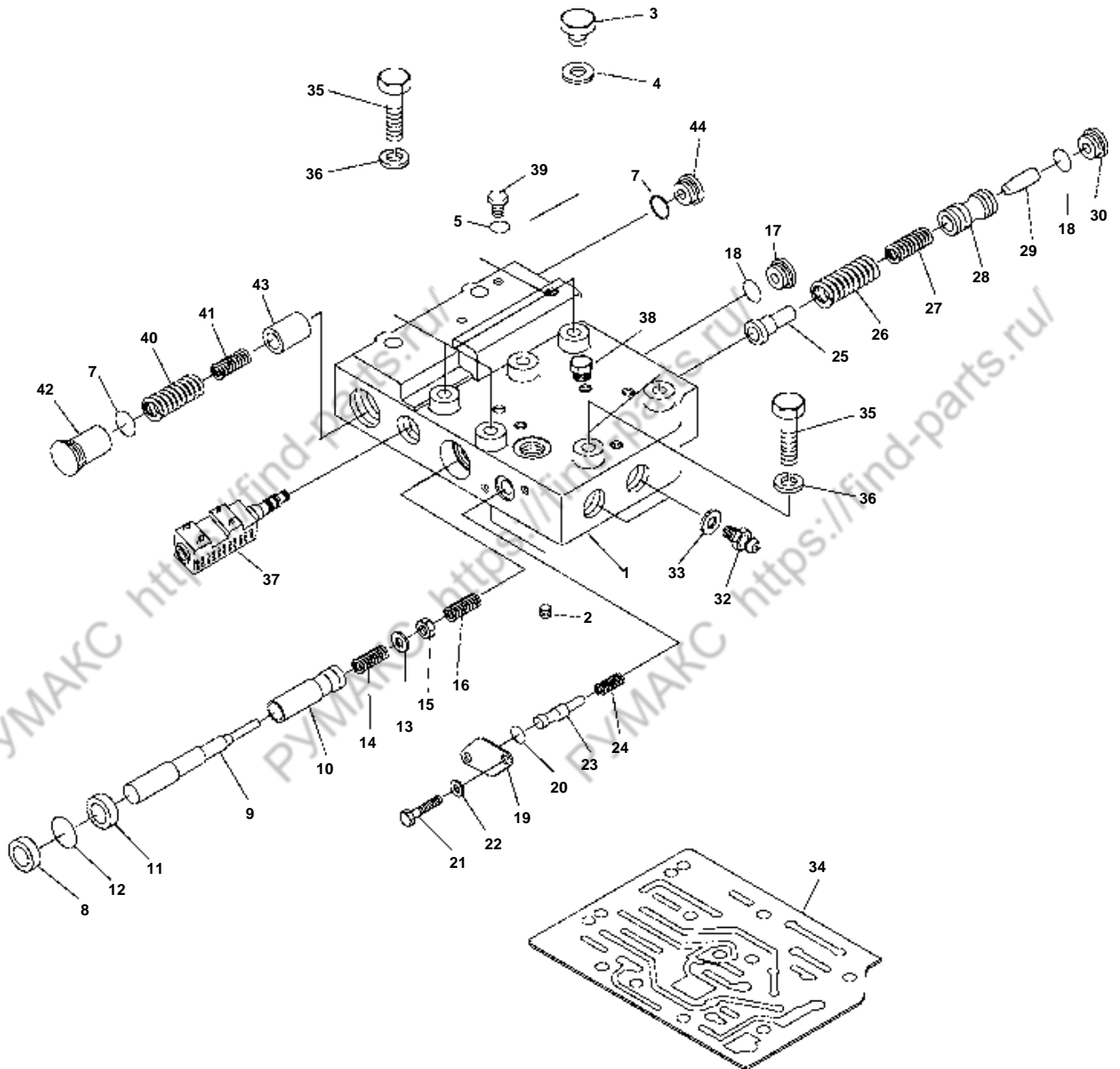
D15/18S2 D20SC2

FIG.7.02

A273200 TORQUE CONVERTER AS

NOTE	ITEM NO.	PART NUMBER	QTY	DESCRIPTION	CHANGE CODE	START SERIAL NO.				
						EM0FL	EM0FM	-	-	-
	1	A273381	1	CONVERTER AS						
	3	A273228	1	T/C CASE						
	4	A273229	1	PILOT BOSS						
	5	A273230	1	FLEXIBLE PLATE AS						
	6	A273231	8	BOLT						
	7	A273223	8	WASHER						
	8	A273233	1	O-RING						
	9	A273234	1	TURBINE SHAFT						
	10	A273235	1	SNAP RING						
	15	A273244	1	PACKING						
	18	A273247	1	BALL BEARING						
	19	A133922	1	SNAP RING						
	20	A273249	1	SEAL RING						
B	21	A273250	1	COLLAR A						
B	22	A273251	1	COLLAR B						
B	23	A273252	1	COLLAR C						
	24	A273253	2	PLUG						
	25	A273254	2	SEAL WASHER						
	26	A273255	1	SPRING						
	27	A273256	2	RELIEF VALVE						
	28	A273223	10	WASHER						
	29	A273258	10	BOLT						
	30	A273259	1	T/C COVER						
	32	A273227	2	BOLT						
	33	A133915	2	WASHER						
	34	A273263	2	TAPER PLUG						
	35	A273264	1	SPRING						
	36	A273265	2	WASHER						
	37	A251788	1	OIL PUMP ASS'Y						
B	37A	A273382	1	- OIL SEAL						
B	37B	A273245	1	- SEAL-RING						
B	37C	A273236	1	- OIL PUMP-CASE						
B	37D	A133955	1	- O - RING						
B	37E	A273260	1	- DRIVEN GEAR						
B	37F	A273237	1	- DRIVE GEAR AS						
Z		A273238	1	- DRIVE GEAR						
Z		A273239	1	- BUSHING						
B	37G	A273240	1	- STATOR SHAFT AS						
	38	A293991	1	COLLAR D						

D15/18S2 D20SC2(SB1058/TIREII) PARTS BOOK(FL/FM)



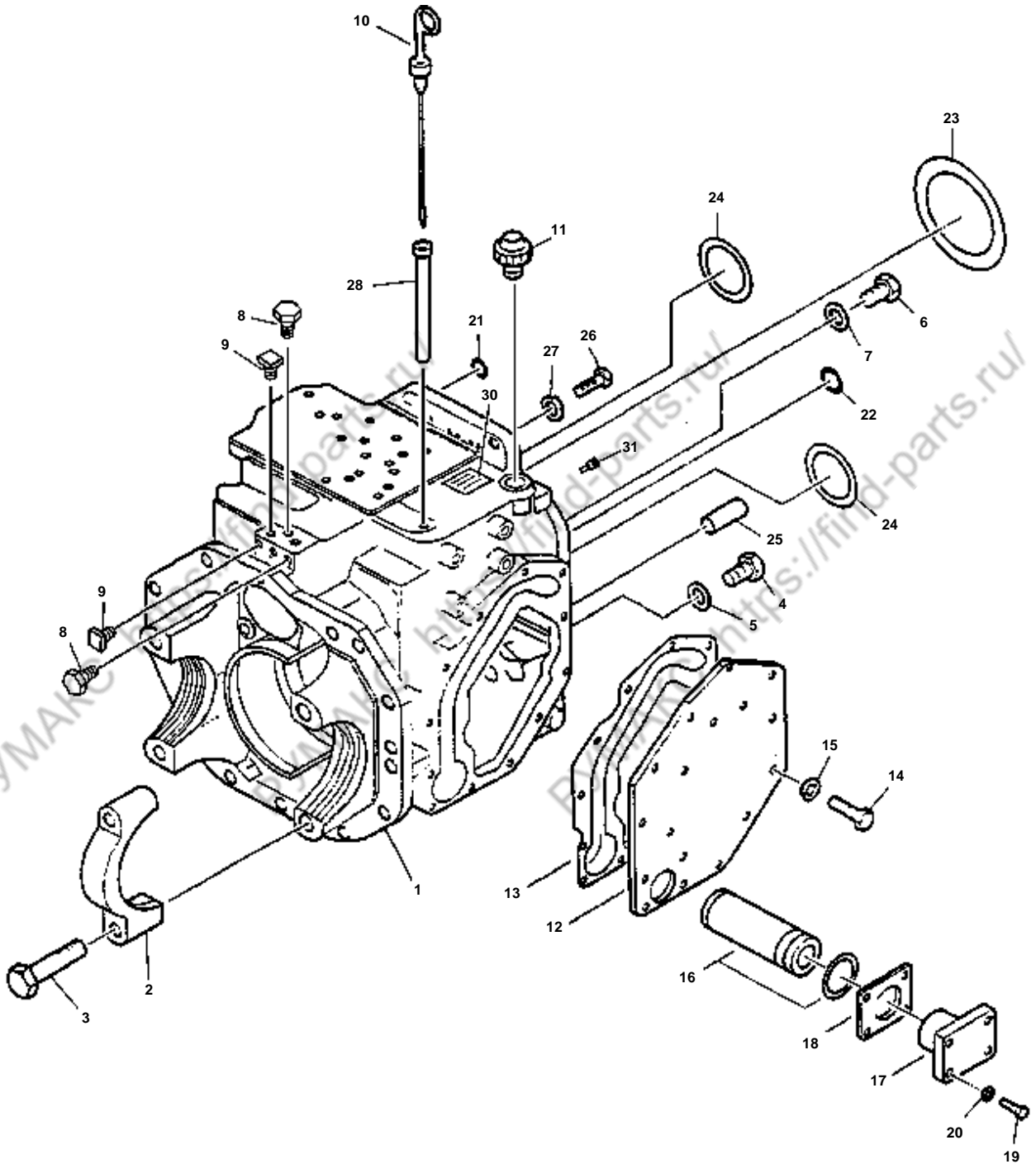
D15/18S2 D20SC2

FIG.7.03

A273375 CONTROL VALVE ASS'Y

NOTE	ITEM NO.	PART NUMBER	QTY	DESCRIPTION	CHANGE CODE	START SERIAL NO.				
						EMOFL	EMOFM	-	-	-
	1	A273378	1	VALVE CASE						
	2	A273103	1	SCREW						
	3	A273007	1	PLUG						
	4	A273008	1	SEAL WASHER						
	5	A273131	1	O-RING						
	6	A273107	1	STOPPER						
	7	A273108	2	O-RING						
	8	A273116	1	OIL SEAL						
	9	A273122	1	SPOOL						
	10	A273123	1	VALVE						
	11	A273124	1	PLATE						
	12	A273125	1	SNAP RING						
	13	A273126	1	STOPPER						
	14	A273127	1	SPRING						
	15	A273128	1	NUT						
	16	A273129	1	SPRING						
	17	A273130	1	PLUG						
	18	A273131	1	O-RING						
	19	A273132	1	PLATE						
	20	A273133	1	O-RING						
	21	A273134	2	BOLT						
	22	A273135	2	WASHER						
	23	A273136	1	VALVE						
	24	A273137	1	SPRING						
	25	A273138	1	STOPPER						
	26	A273139	1	SPRING						
	27	A273140	1	SPRING						
	28	A273141	1	VALVE						
	29	A273142	1	PISTON						
	30	A273143	1	PLUG						
	32	A273145	2	NIPPLE						
	33	A273146	2	SEAL WASHER						
	34	A273377	1	GASKET						
	35	A273149	8	BOLT						
	36	A273016	10	WASHER						
	37	A273376	1	SOLENOID VALVE ASS'Y						
	38	A273202	7	TAPER PLUG						
	39	A252427	5	PLUG						
	40	A273109	1	SPRING						
	41	A273110	1	SPRING						
	42	A273107	1	STOPPER						
	43	A273111	1	PISTON						
	44	A273112	1	PLUG						

D15/18S2 D20SC2(SB1058/TIREII) PARTS BOOK(FL/FM)
0704



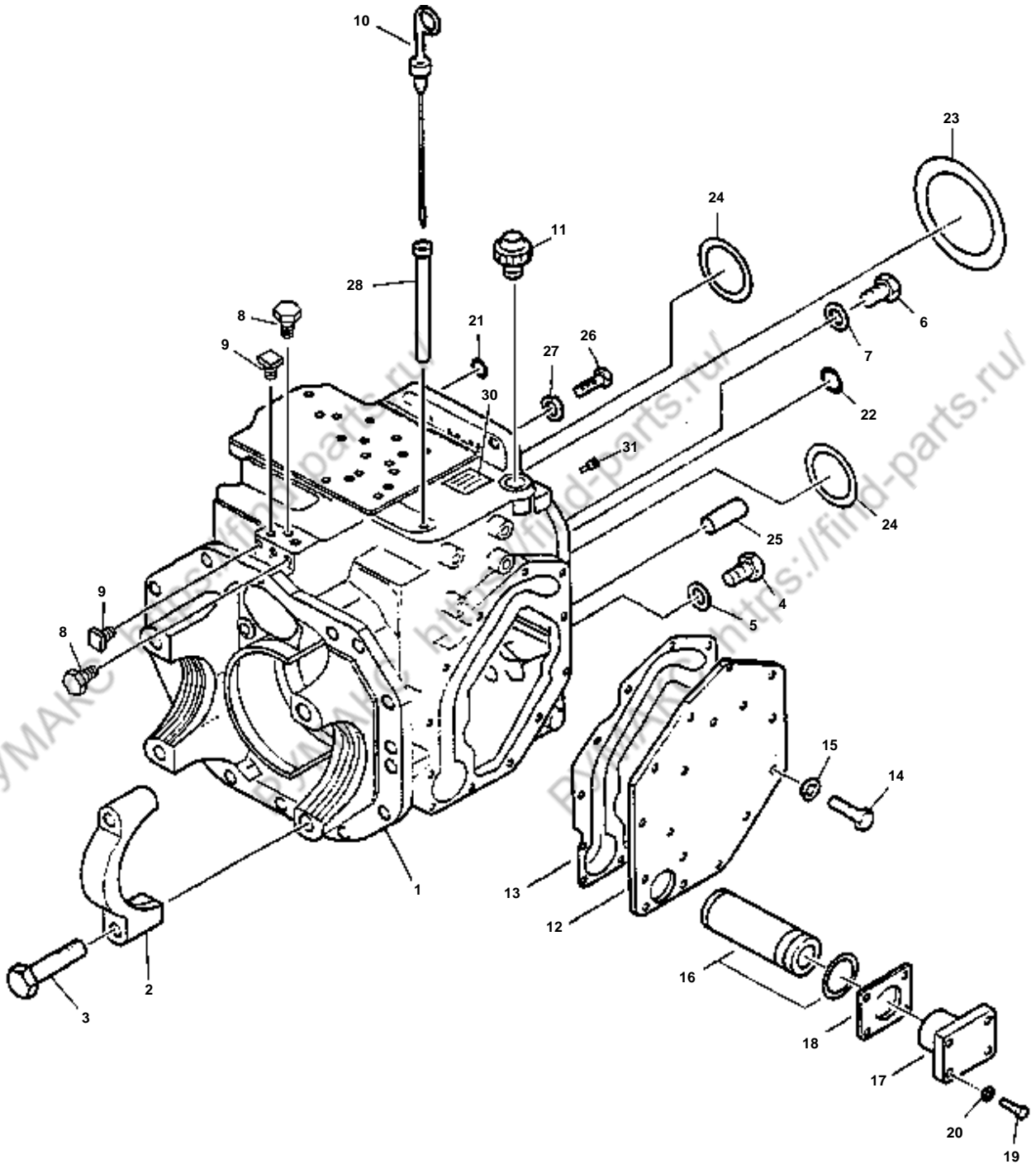
D15/18S2 D20SC2

FIG.7.04

A273373 TRANSMISSION AS PART 1 OF 3 - SHOE TYPE BRAKE

NOTE	ITEM NO.	PART NUMBER	QTY	DESCRIPTION	CHANGE CODE	START SERIAL NO.				
						EM0FL	EM0FM	-	-	-
	1	A273379	1	CASE ASS'Y						
	2	A133894	2	CAP						
	3	A133895	4	BOLT						
	4	A133903	1	PLUG						
	5	A133902	1	GASKET						
	6	A273007	1	PLUG						
	7	A273008	1	WASHER-SEAL						
	8	A252426	2	PLUG-SQUARE HEAD						
	9	A273202	4	PLUG						
	10	A273011	1	OIL LEVEL GAUGE						
	11	A273012	1	CAP						
	12	A273013	1	PLATE						
	13	A273014	1	GASKET						
	14	A273015	13	BOLT						
	15	A273016	13	WASHER-SPRING						
	16	A273017	1	STRAINER AS						
	17	A273020	1	PLATE						
	18	A273021	1	GASKET						
	19	A273022	4	BOLT						
	20	A273016	1	WASHER-SPRING						
	21	A273024	6	O-RING						
	22	A273025	1	O-RING						
	23	A273026	1	O-RING						
	24	A273027	2	O-RING						
	25	A273028	1	PIN						
	26	A273029	11	BOLT						
	27	A273030	11	WASHER-SPRING						
	28	A273032	2	PIPE-OIL LEVEL						
	30	A251786	1	NAME PLATE-SHOE						
		A252410	1	NAME PLATE-OCDB						
	31	D700216	1	SENDER-TEMP						

D15/18S2 D20SC2(SB1058/TIREII) PARTS BOOK(FL/FM)
0704



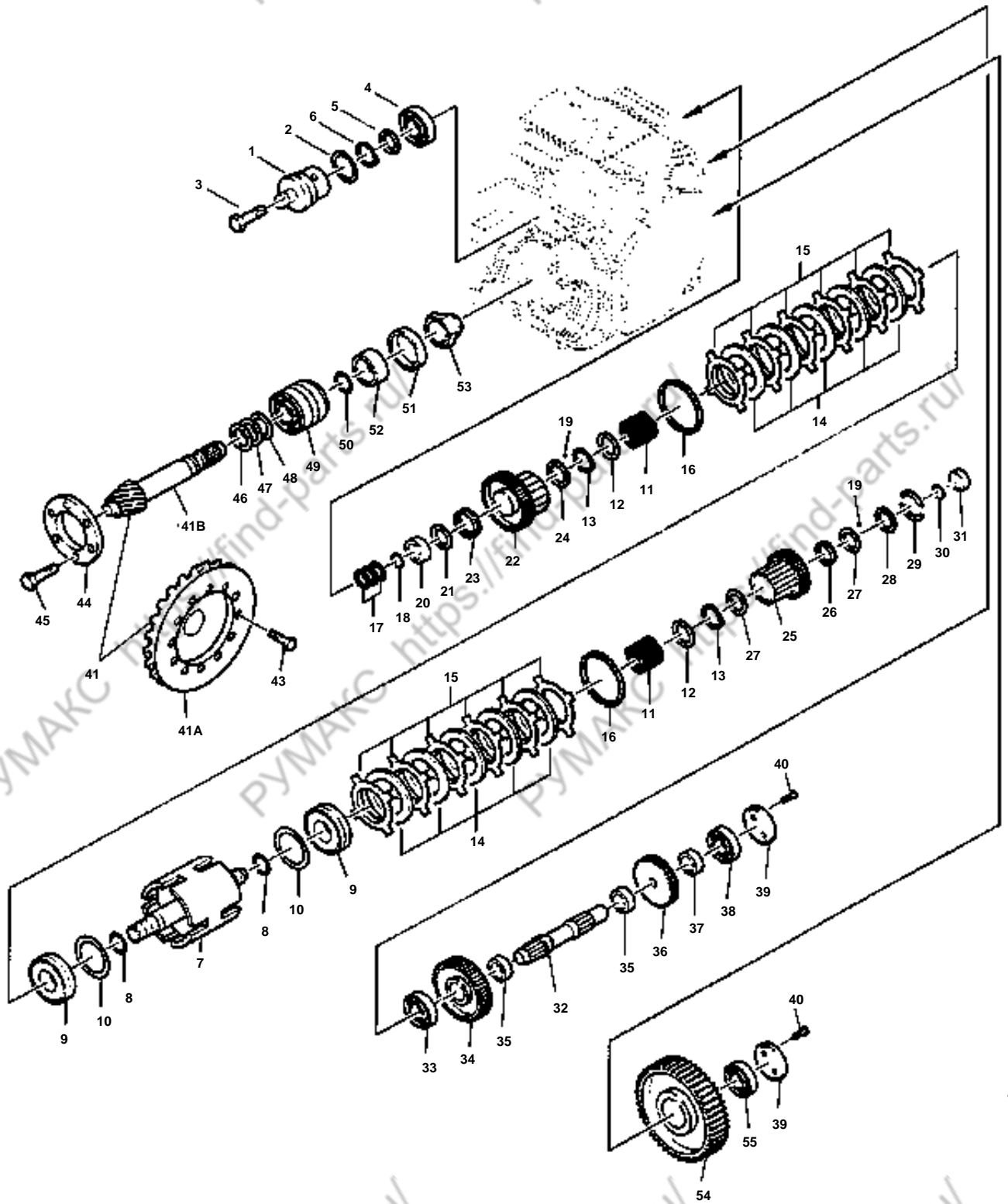
D15/18S2 D20SC2

FIG.7.04

A273374 TRANSMISSION AS PART 1 OF 3 - OCD TYPE BRAKE

NOTE	ITEM NO.	PART NUMBER	QTY	DESCRIPTION	CHANGE CODE	START SERIAL NO.				
						EM0FL	EM0FM	-	-	-
	1	A273379	1	CASE ASS'Y						
	2	A133894	2	CAP						
	3	A133895	4	BOLT						
	4	A133903	1	PLUG						
	5	A133902	1	GASKET						
	6	A273007	1	PLUG						
	7	A273008	1	WASHER-SEAL						
	8	A252426	2	PLUG-SQUARE HEAD						
	9	A273202	4	PLUG						
	10	A273011	1	OIL LEVEL GAUGE						
	11	A273012	1	CAP						
	12	A273013	1	PLATE						
	13	A273014	1	GASKET						
	14	A273015	13	BOLT						
	15	A273016	13	WASHER-SPRING						
	16	A273017	1	STRAINER AS						
	17	A273020	1	PLATE						
	18	A273021	1	GASKET						
	19	A273022	4	BOLT						
	20	A273016	4	WASHER-SPRING						
	21	A273024	6	O-RING						
	22	A273025	1	O-RING						
	23	A273026	1	O-RING						
	24	A273027	2	O-RING						
	25	A273028	1	PIN						
	26	A273029	11	BOLT						
	27	A273030	11	WASHER-SPRING						
	28	A273032	1	PIPE-OIL LEVEL						
	30	A251786	1	NAME PLATE-SHOE						
		A252410	1	NAME PLATE-OCDB						
	31	D700216	1	SENDER-TEMP						

D15/18S2 D20SC2(SB1058/TIREII) PARTS BOOK(FL/FM)
0704



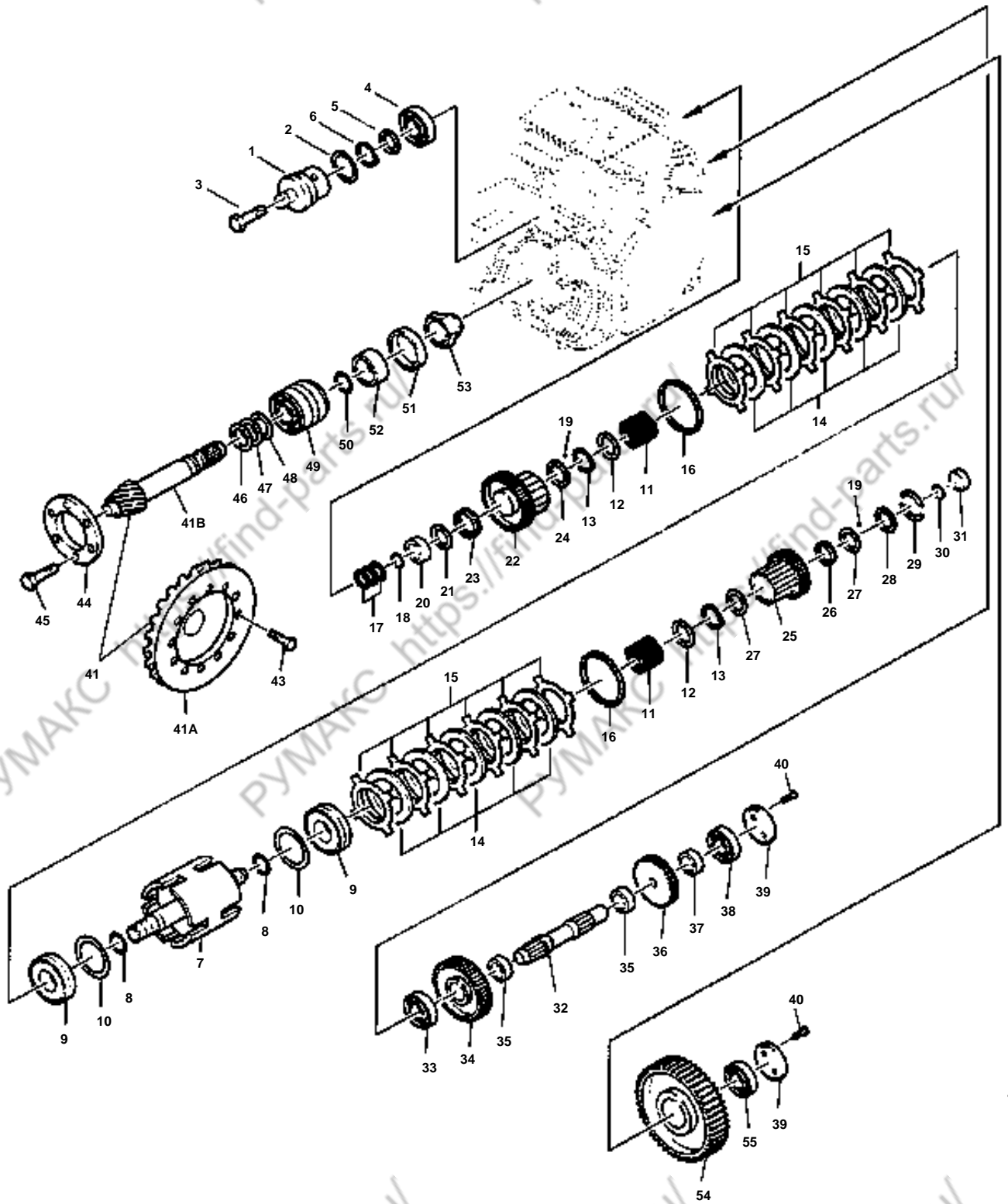
D15/18S2 D20SC2

FIG.7.05

A273373 TRANSMISSION AS PART 2 OF 3 - SHOE TYPE BRAKE

NOTE	ITEM NO.	PART NUMBER	QTY	DESCRIPTION	CHANGE CODE	START SERIAL NO.				
						EMOFL	EMOFM	-	-	-
	1	A273031	1	RETAINER AS						
	2	A273034	1	O-RING						
	3	A273035	1	BOLT						
	4	A273036	1	BEARING						
	5	A273037	1	SPACER						
	6	A273038	1	SNAP RING						
	7	A273039	1	SHAFT AS						
	8	A273045	2	SEAL						
	9	A273046	2	PISTON						
	10	A273047	2	SEAL-RING						
	11	A273048	2	SPRING						
	12	A273049	2	WASHER						
	13	A133922	2	SNAP RING						
	14	A273051	12	DISC						
	15	A273052	14	PLATE						
	16	A273053	2	RING						
	17	A273054	3	SEAL RING						
	18	A273055	1	SPRING						
	19	A273056	3	BALL						
	20	A273057	1	SPACER						
	21	A273058	1	WASHER						
	22	A273059	1	GEAR						
	23	A273060	1	BEARING						
	24	A273061	1	SPACER						
	25	A273062	1	GEAR						
	26	A273063	1	BEARING						
	27	A273064	2	WASHER						
	28	A273065	1	SPACER						
	29	A273066	2	SPACER						
	30	A273055	1	SPRING						
	31	A273068	1	SPACER						
	32	A273069	1	SHAFT						
	33	A273070	1	BEARING						
	34	A273071	1	GEAR						
	35	A273072	2	SPACER						
	36	A273073	1	GEAR						
	37	A273074	1	SPACER						
	38	A273075	1	BEARING						
	39	A273076	2	HOLDER						
	40	A273015	4	BOLT						
	41	A273078	1	RING GEAR SET						
Z	41A	A273079	1	RING GEAR						
Z	41B	A273080	1	PINION SHAFT						
	43	A133898	12	BOLT -DIFF						
	44	A273082	1	PLATE						
	45	A133931	8	BOLT						
B	46	A273084	1	SHIM						
B	47	A273085	1	SHIM						
B	48	A273086	1	SHIM						
	49	A273087	1	BEARING AS						
Z		A273088	1	RACE ?						
Z		A273089	1	RACE						
Z		A273090	1	SHIM						
Z		A273091	1	SHIM						
Z		A133885	2	BEARING						
	50	A273044	1	O-RING						
	51	A273094	1	OIL SEAL						
	52	A273095	1	RACE						
	53	A273096	1	NUT						
	54	A273097	1	GEAR						
	55	A273098	1	BEARING						

D15/18S2 D20SC2(SB1058/TIREII) PARTS BOOK(FL/FM)
0704



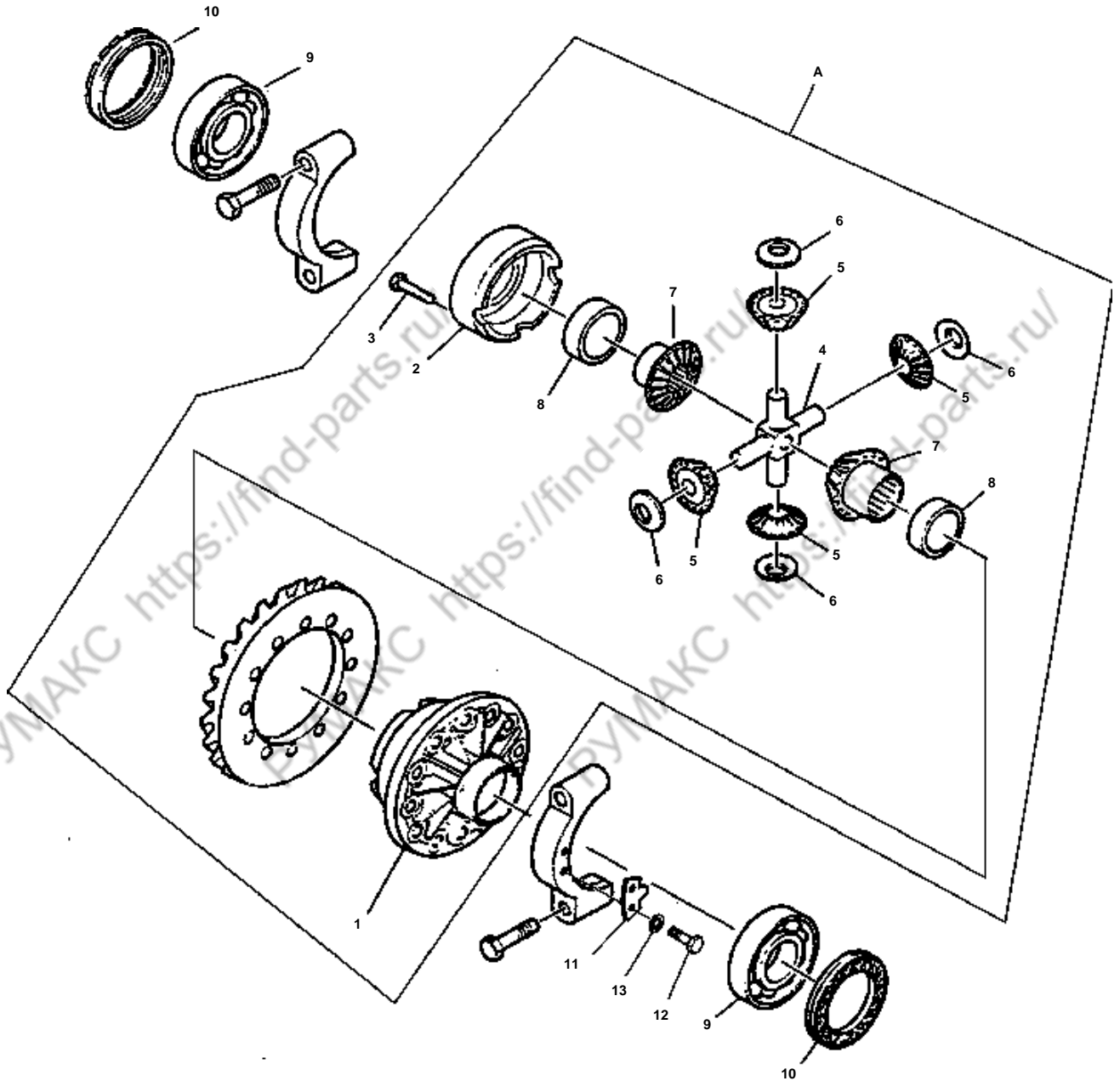
D15/18S2 D20SC2

FIG.7.05

A273374 TRANSMISSION AS PART 2 OF 3 - OCD TYPE BRAKE

NOTE	ITEM NO.	PART NUMBER	QTY	DESCRIPTION	CHANGE CODE	START SERIAL NO.				
						EMOFL	EMOFM	-	-	-
	1	A273031	1	RETAINER AS						
	2	A273034	1	O-RING						
	3	A273035	1	BOLT						
	4	A273036	1	BEARING						
	5	A273037	1	SPACER						
	6	A273038	1	SNAP RING						
	7	A273039	1	SHAFT AS						
	8	A273045	2	SEAL						
	9	A273046	2	PISTON						
	10	A273047	2	SEAL-RING						
	11	A273048	2	SPRING						
	12	A273049	2	WASHER						
	13	A133922	2	SNAP RING						
	14	A273051	12	DISC						
	15	A273052	14	PLATE						
	16	A273053	2	RING						
	17	A273054	3	SEAL RING						
	18	A273055	1	SPRING						
	19	A273056	3	BALL						
	20	A273057	1	SPACER						
	21	A273058	1	WASHER						
	22	A273059	1	GEAR						
	23	A273060	1	BEARING						
	24	A273061	1	SPACER						
	25	A273062	1	GEAR						
	26	A273063	1	BEARING						
	27	A273064	2	WASHER						
	28	A273065	1	SPACER						
	29	A273066	2	SPACER						
	30	A273055	1	SPRING						
	31	A273068	1	SPACER						
	32	A273069	1	SHAFT						
	33	A273070	1	BEARING						
	34	A273071	1	GEAR						
	35	A273072	2	SPACER						
	36	A273073	1	GEAR						
	37	A273074	1	SPACER						
	38	A273075	1	BEARING						
	39	A273076	2	HOLDER						
	40	A273015	4	BOLT						
	41	A273078	1	RING GEAR SET						
Z	41A	A273079	1	RING GEAR						
Z	41B	A273080	1	PINION SHAFT						
	43	A133898	12	BOLT -DIFF						
	44	A273082	1	PLATE						
	45	A133931	8	BOLT						
B	46	A273084	1	SHIM						
B	47	A273085	1	SHIM						
B	48	A273086	1	SHIM						
	49	A273087	1	BEARING AS						
Z		A273088	1	RACE ?						
Z		A273089	1	RACE						
Z		A273090	1	SHIM						
Z		A273091	1	SHIM						
Z		A133885	2	BEARING						
	50	A273044	1	O-RING						
	51	A273094	1	OIL SEAL						
	52	A273095	1	RACE						
	53	A273096	1	NUT						
	54	A273097	1	GEAR						
	55	A273098	1	BEARING						

D15/18S2 D20SC2(SB1058/TIREII) PARTS BOOK(FL/FM)
0706



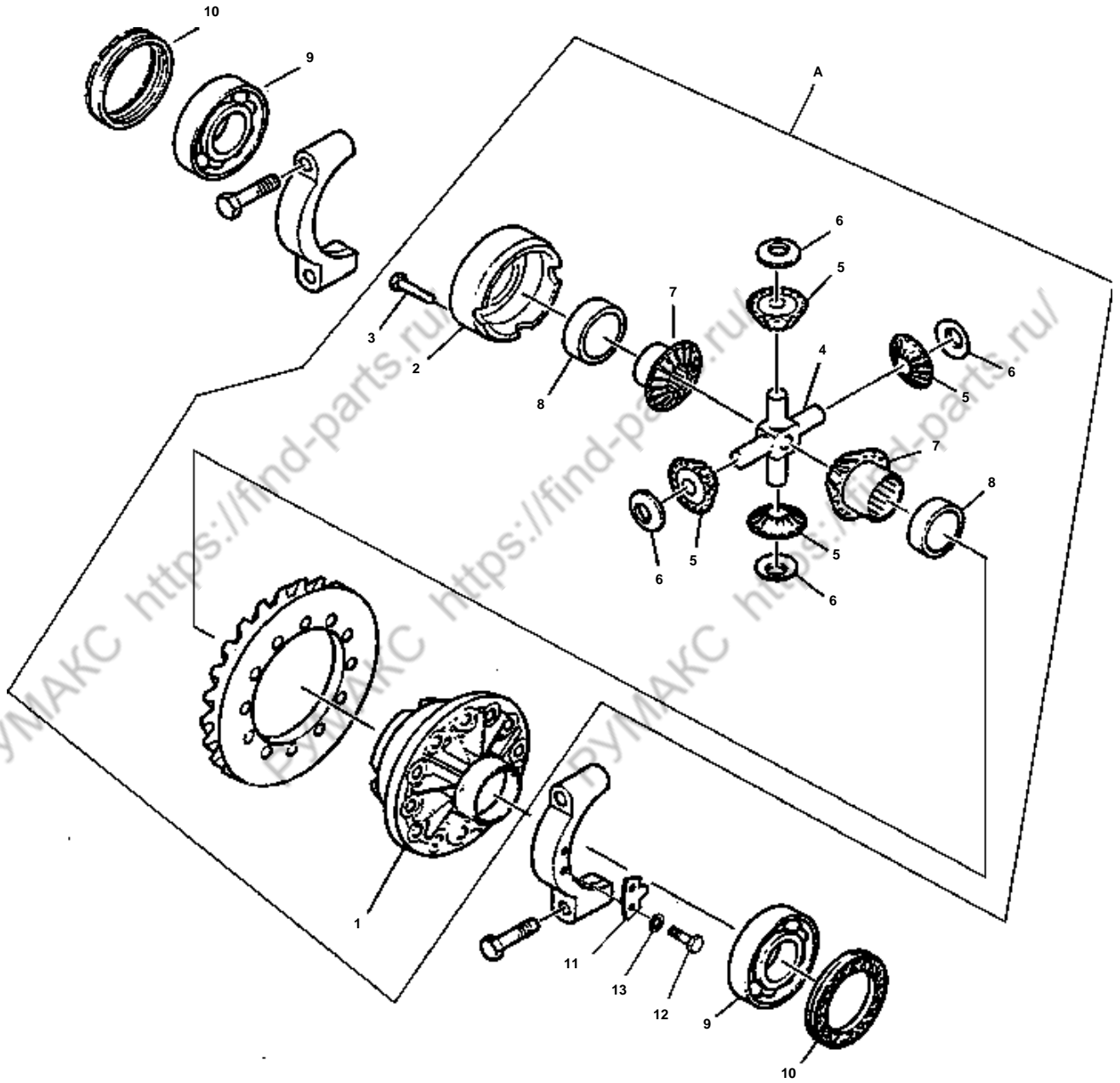
D15/18S2 D20SC2

FIG.7.06

A273373 TRANSMISSION AS PART 3 OF 3 - SHOE TYPE BRAKE

NOTE	ITEM NO.	PART NUMBER	QTY	DESCRIPTION	CHANGE CODE	START SERIAL NO.				
						EMOFL	EMOFM	-	-	-
	A	A273328	1	DIFF ASS'Y						
	1	A133904	1	- DIFF. CASE(R)						
	2	A133905	1	- DIFF.CASE(L)						
	3	A133913	12	- BOLT						
	4	A133911	1	- SPIDER						
	5	A133909	4	- PINION						
	6	A133908	4	- THRUST WASHER						
	7	A133906	2	- SIDE GEAR						
	8	A133907	2	- THRUST WASHER						
	9	A133900	2	TAPER ROLLER BEARING						
	10	A133899	2	NUT-ADJUST						
	11	A133901	2	PLATE						
	12	A133914	4	BOLT						
	13	A133915	4	WASHER						

D15/18S2 D20SC2(SB1058/TIREII) PARTS BOOK(FL/FM)
0706

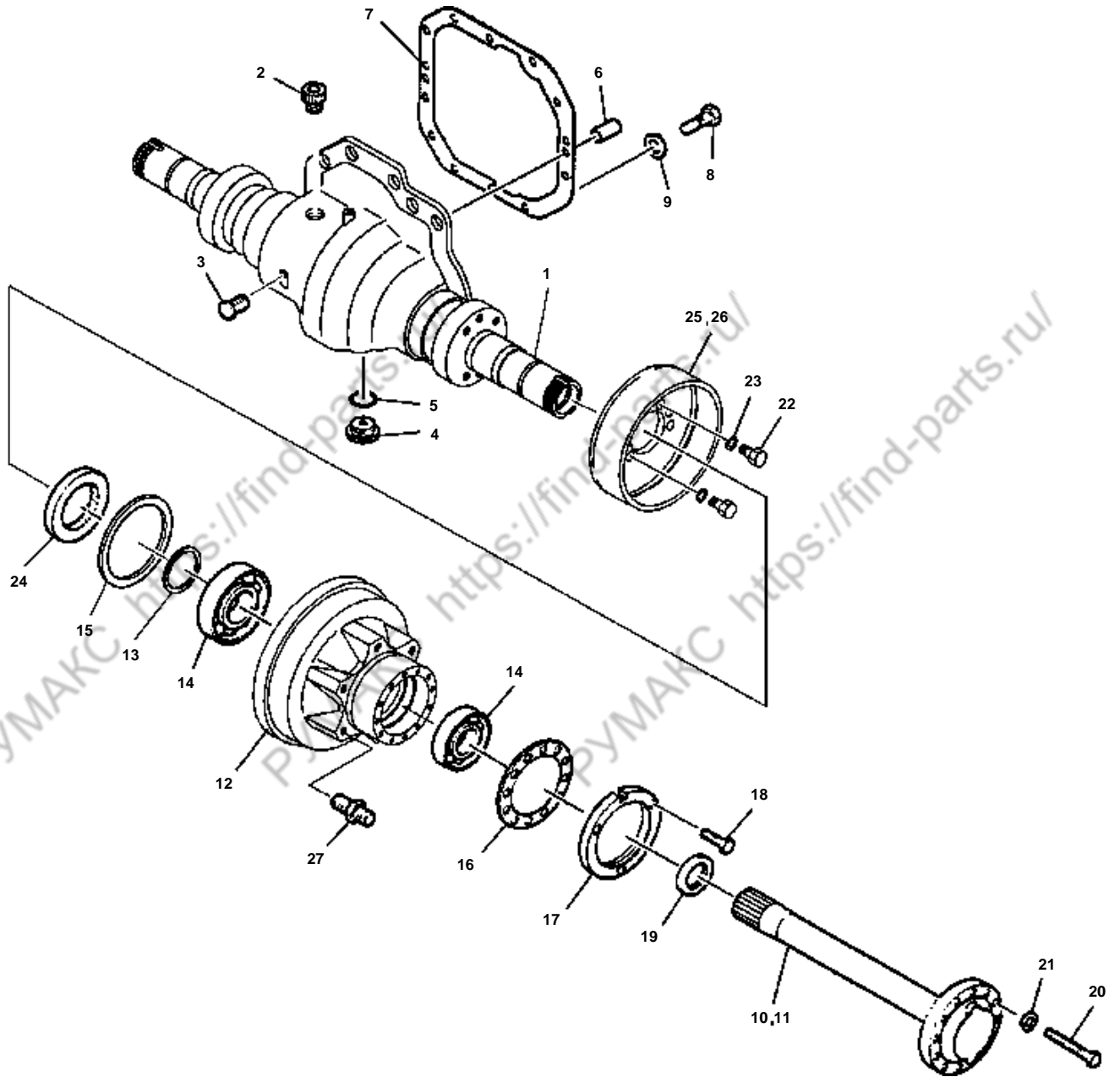


D15/18S2 D20SC2

FIG.7.06

A273374 TRANSMISSION AS PART 3 OF 3 - OCD TYPE BRAKE

NOTE	ITEM NO.	PART NUMBER	QTY	DESCRIPTION	CHANGE CODE	START SERIAL NO.				
						EM0FL	EM0FM	-	-	-
	A	A273328	1	DIFF ASS'Y						
	1	A133904	1	- DIFF. CASE(R)						
	2	A133905	1	- DIFF.CASE(L)						
	3	A133913	12	- BOLT						
	4	A133911	1	- SPIDER						
	5	A133909	4	- PINION						
	6	A133908	4	- THRUST WASHER						
	7	A133906	2	- SIDE GEAR						
	8	A133907	2	- THRUST WASHER						
	9	A133900	2	- TAPER ROLLER BEARING						
	10	A133899	2	NUT-ADJUST						
	11	A133901	2	PLATE						
	12	A133914	4	BOLT						
	13	A133915	4	WASHER						



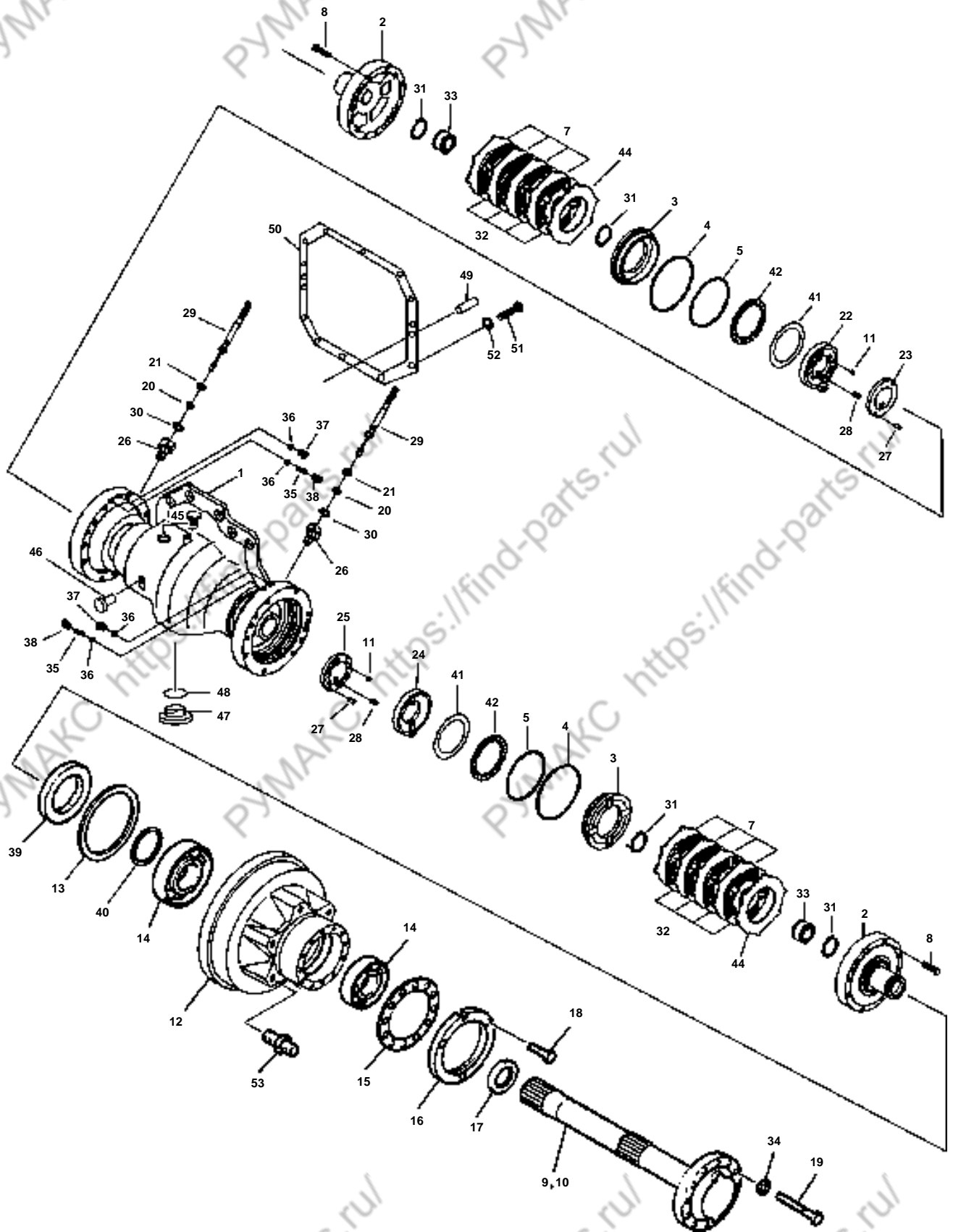
D15/18S2 D20SC2

FIG.7.07

A273401 DRIVE AXLE AS - SHOE TYPE BRAKE

NOTE	ITEM NO.	PART NUMBER	QTY	DESCRIPTION	CHANGE CODE	START SERIAL NO.				
						EMOFL	EMOFM	-	-	-
	1	A273351	1	HOUSING AS						
	2	A273012	1	CAP						
	3	A273306	1	PLUG-DRAIN						
	4	A273005	1	PLUG						
	5	A273006	1	GASKET						
	6	A273028	2	PIN						
	7	A273310	1	GASKET						
	8	A273029	13	BOLT						
	9	A273030	13	WASHER-SPRING						
	10	A273313	1	DRIVE SHAFT(R)						
	11	A273314	1	DRIVE SHAFT(L)						
	12	A273368	2	HUB-DRUM						
	13	A273348	2	O-RING						
	14	A273317	4	TAPER ROLLER BEARING						
	15	A273318	2	OIL SEAL						
	16	A273319	2	PLATE						
	17	A273320	2	NUT						
	18	A273321	2	BOLT						
	19	A273322	2	OIL SEAL						
	20	A273323	24	BOLT						
	21	A273324	24	WASHER-SPRING						
	22	A273345	12	BOLT						
	23	A273346	12	WASHER						
	24	A273347	2	RETAINER						
Y	25	A273361	1	BRAKE AS-RH						
Y	26	A273362	1	BRAKE AS-LH						
	27	A273316	12	STUD BOLT						

D15/18S2 D20SC2(SB1058/TIREII) PARTS BOOK(FL/FM)

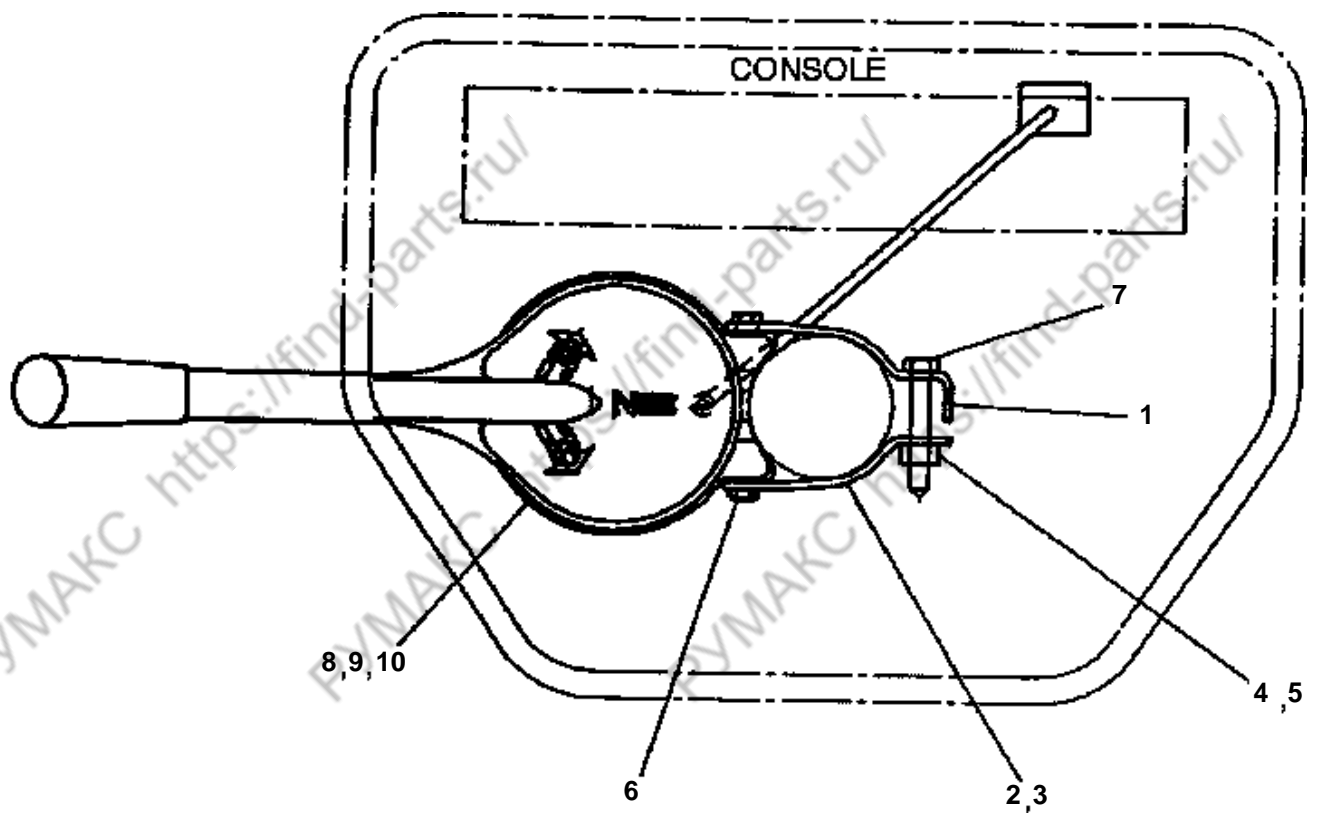


D15/18S2 D20SC2

FIG.7.08

A251793 DRIVE AXLE AS - OCD TYPE BRAKE

NOTE	ITEM NO.	PART NUMBER	QTY	DESCRIPTION	CHANGE CODE	START SERIAL NO.				
						EMOFL	EMOFM	-	-	-
	1	A251794	1	HOUSING						
	2	A252406	2	SPINDLE						
	3	A252424	2	PISTON						
	4	A251753	2	SQUARE SEAL(1)						
	5	A251754	2	SQUARE SEAL(2)						
	7	A252425	8	PLATE(2.5MM)						
	8	A251757	16	BOLT-HEX						
	9	A251795	1	DRIVE SHAFT(R)						
	10	A251796	1	DRIVE SHAFT(L)						
	11	A251762	12	BALL						
	12	A252405	2	HUB						
	13	A273318	2	OIL SEAL						
	14	A273317	4	TAPER ROLLER BEARING						
	15	A273319	2	PLATE						
	16	A273320	2	NUT						
	17	A273322	2	OIL SEAL						
	18	A273321	2	BOLT						
	19	A273323	24	BOLT						
	20	A252402	2	O-RING						
	21	A252403	2	ROD WIPER(SA)						
	22	A252419	1	PISTON2-PARKING(R)						
	23	A252420	1	PISTON1-PARKING(R)						
	24	A252421	1	PISTON2-PARKING(L)						
	25	A252422	1	PISTON1-PARKING(L)						
	26	A252407	2	PLUG						
	27	A251775	8	PIN:LOCK						
	28	A251776	4	SPRING						
	29	A252401	2	ROD:FLEXIBLE						
	30	A251778	2	GASKET						
	31	A251763	4	SNAP-RING						
	32	A252423	8	DISC						
N		A273380	8	DISC						
	33	A251780	2	ADAPTER						
	34	A273324	24	WASHER-SPRING						
	35	D915029	2	SCREW-BLEEDER						
	36	D700281	4	SEAL-BRAKE						
	37	D700626	2	FITTING BRAKE LINE						
	38	D130730	2	FITTING						
	39	A252432	2	RETAINER						
	40	A273348	2	O-RING						
	41	A252408	2	THRUST WASHER						
	42	A252409	2	NEDDLE BRG						
	44	A252418	2	PLATE(2.8MM)						
	45	A273012	1	CAP						
	46	A273306	1	PLUG-DRAIN						
	47	A273005	1	PLUG						
	48	A273006	1	GASKET						
	49	A273028	2	PIN						
	50	A273310	1	GASKET						
	51	A273029	13	BOLT						
	52	A273030	13	WASHER-SPRING						
	53	A273316	12	STUD BOLT						

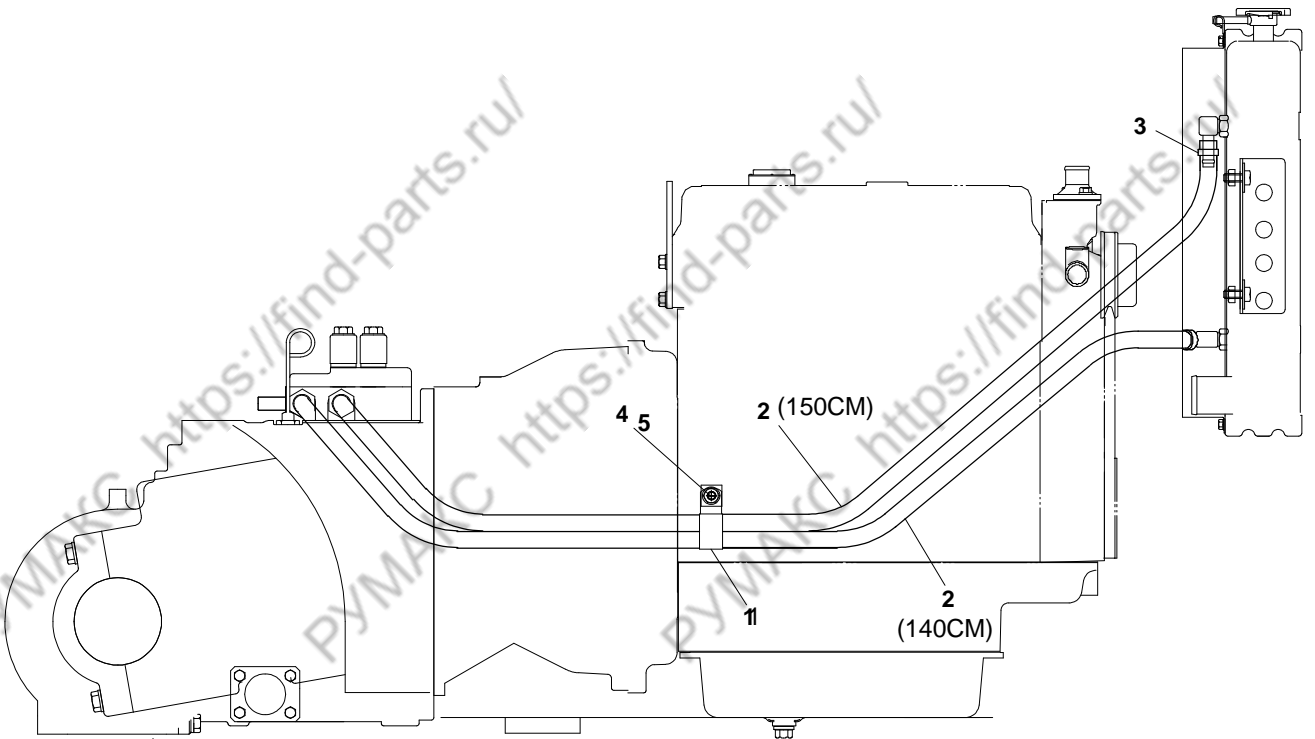


D15/18S2 D20SC2

FIG.7.09

D131184 CONTROL GP - F/R

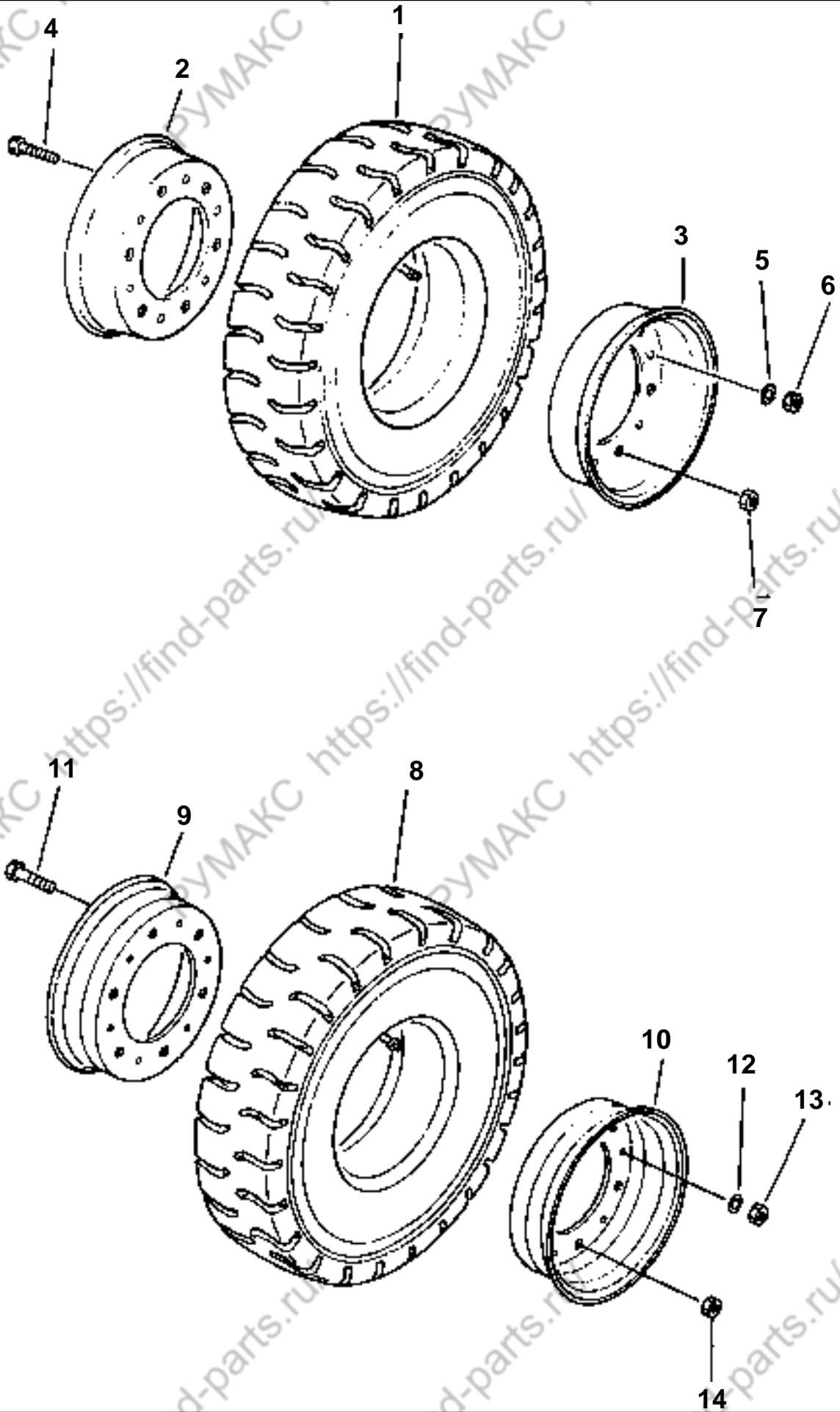
NOTE	ITEM NO.	PART NUMBER	QTY	DESCRIPTION	CHANGE CODE	START SERIAL NO.				
						EMOFL	EMOFM	-	-	-
C	1	D900031	1	CLAMP	N					
	2	D147488	1	CLAMP AS						
	3	D900030	1	- CLAMP						
	4	D147487	1	- PLATE						
	5	D915024	1	- SCREW-DRIVE						
	6	D910198	4	BOLT-HEX SOCKET HEAD						
	7	D910197	2	BOLT						
	8	D147458	1	SWITCH-DIRECTIONAL						
	9	A334000	1	SWITCH-DIRECTIONAL						
	10	D147472	2	SWITCH-MICRO						
		D558301	2	SWITCH-MICRO						



D15/18S2 D20SC2**FIG.7.10****A321026 LINES GP - T.C COOLER**

NOTE	ITEM NO.	PART NUMBER	QTY	DESCRIPTION	CHANGE CODE	START SERIAL NO.			
						EM0FL	EM0FM	-	-
E	1	D557319	1	CLIP					
	2	D909042	290	HOSE - CM					
	3	S8450012	4	CLAMP					
	4	S0511663	1	BOLT					
	5	D917093	1	HARD - WASHER					

D15/18S2 D20SC2(SB1058/TIREII) PARTS BOOK(FL/FM)

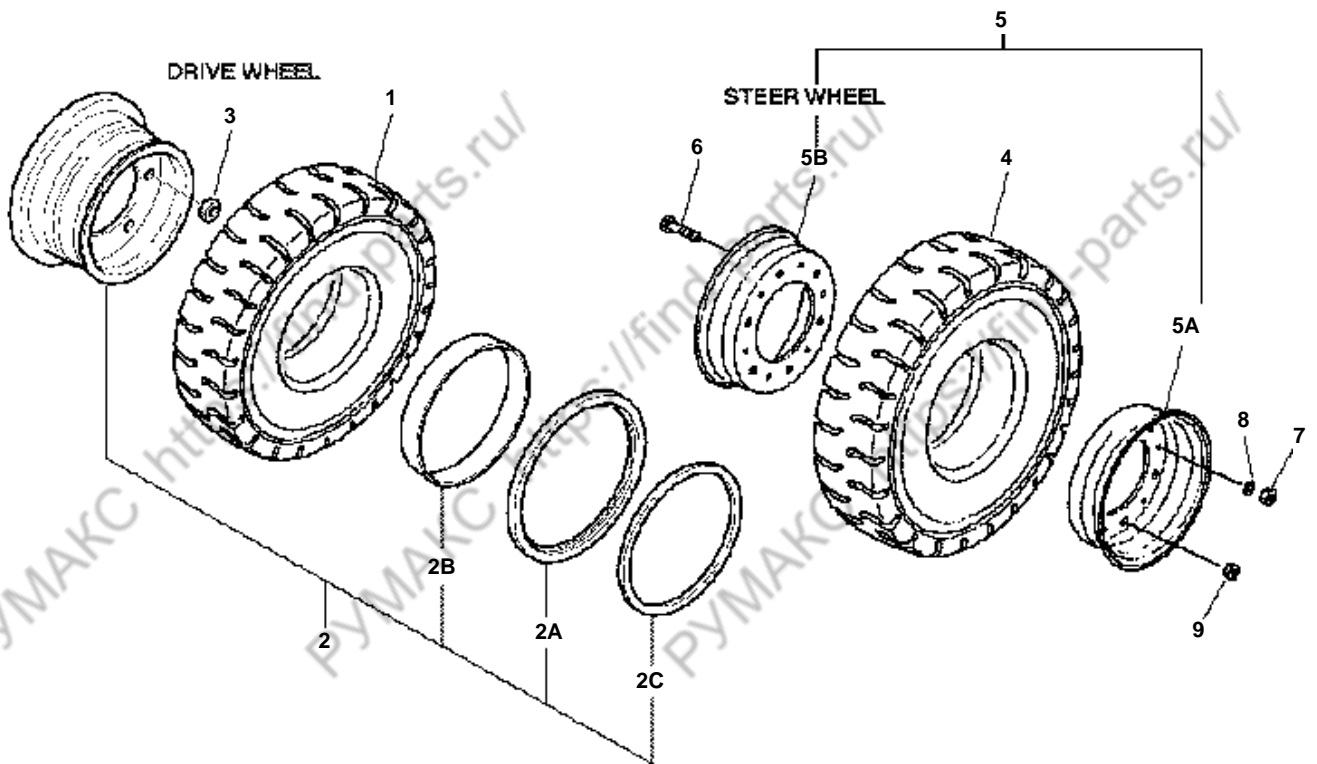


D15/18S2 D20SC2

FIG.7.11

A271338 TIRE ARRANGEMENT

NOTE	ITEM NO.	PART NUMBER	QTY	DESCRIPTION	CHANGE CODE	START SERIAL NO.				
						EM0FL	EM0FM	-	-	-
		A271338		TIRE ARRANGEMENT						
	1	D480169	2	- TIRE AS-DRIVE						
		D480176		- TIRE						
		D480177		- TUBE AS						
		D480178		WHEEL AS-DRIVE						
	2	D480180	2	- WHEEL						
	3	D480179	2	- WHEEL						
	4	D910178	12	- BOLT						
	5	S5102703	12	- WASHER						
	6	S4037933	12	- NUT						
	7	D913032	12	NUT						
	8	D480374	2	TIRE AS-STEER						
		D480375		- TIRE						
		D480172		- TUBE AS						
		D480173		WHEEL AS-STEER						
	9	D480175	2	- WHEEL						
	10	D480174	2	- WHEEL						
	11	D910179	12	- BOLT						
	12	S5102603	12	- WASHER						
	13	S4036633	12	- NUT						
	14	D913033	12	NUT						



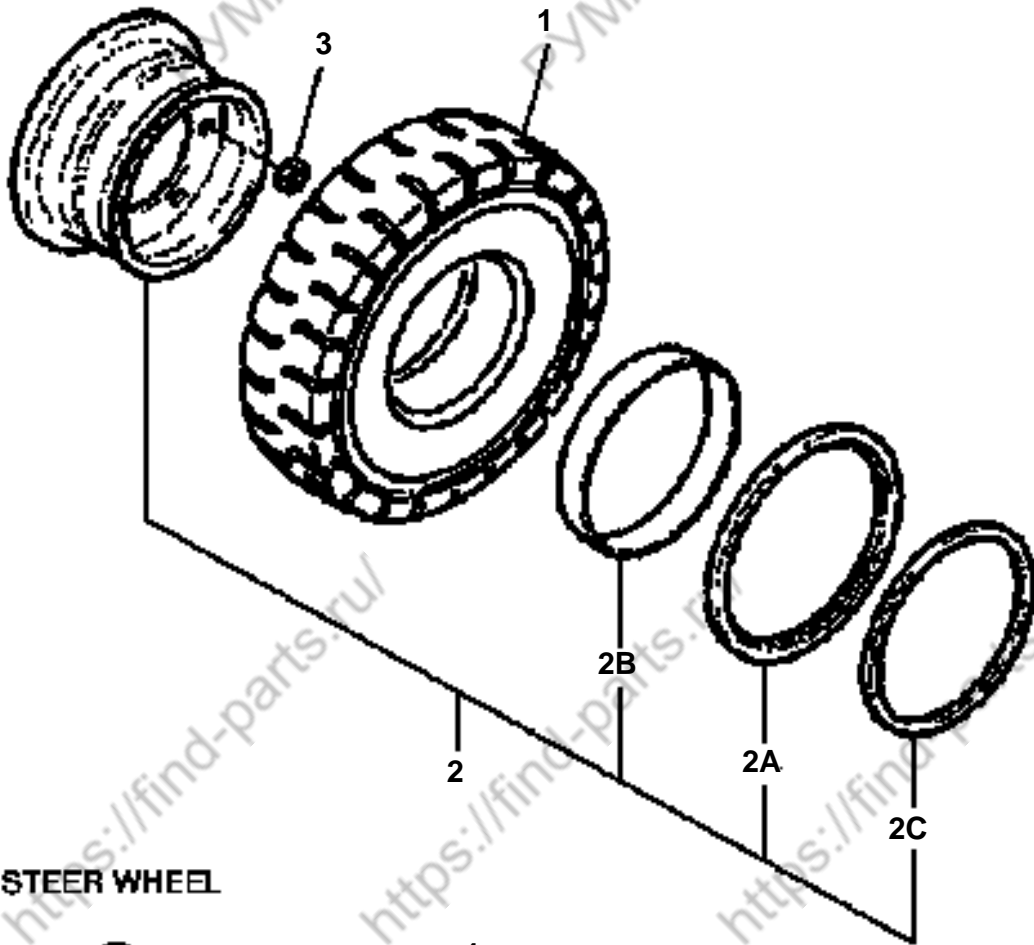
D15/18S2 D20SC2

FIG.7.12

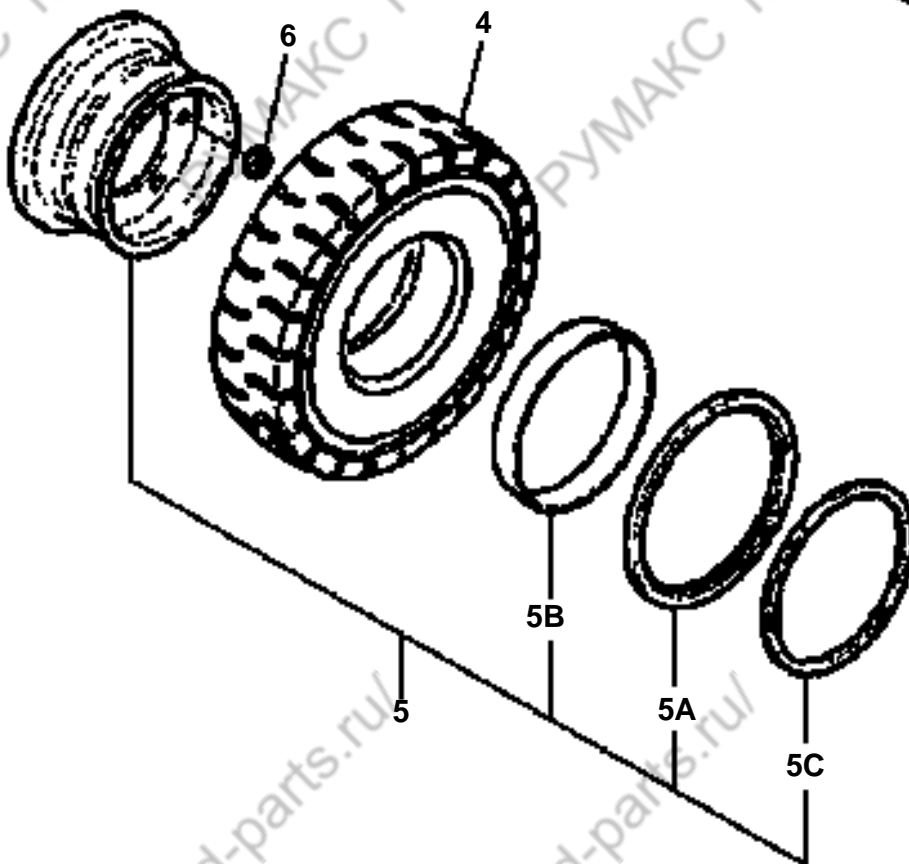
D480184 TIRE ARRANGEMENT

NOTE	ITEM NO.	PART NUMBER	QTY	DESCRIPTION	CHANGE CODE	START SERIAL NO.			
						EMOFL	EMOFM	-	-
		D480184		TIRE ARRANGEMENT					
	1	D141213	2	- TIRE-SOLID(6.50-10)-DRIVE					
	2	D480293	2	- WHEEL AS-DRIVE					
	2A	D480595	1	- SIDE RING					
	2B	D480596	1	- SHOULDER RING					
	2C	D480597	1	- LOCK RING					
	3	D913032	12	- NUT					
	4	D480281	2	- TIRE-SOLID(5.00-8)-STEER					
	5	D480173	2	- WHEEL AS-STEER					
	5A	D480174	2	- WHEEL					
	5B	D480175	2	- WHEEL					
	6	D910179	12	- BOLT					
	7	S4036633	12	- NUT					
	8	S5102603	12	- WASHER					
	9	D913033	12	- NUT					

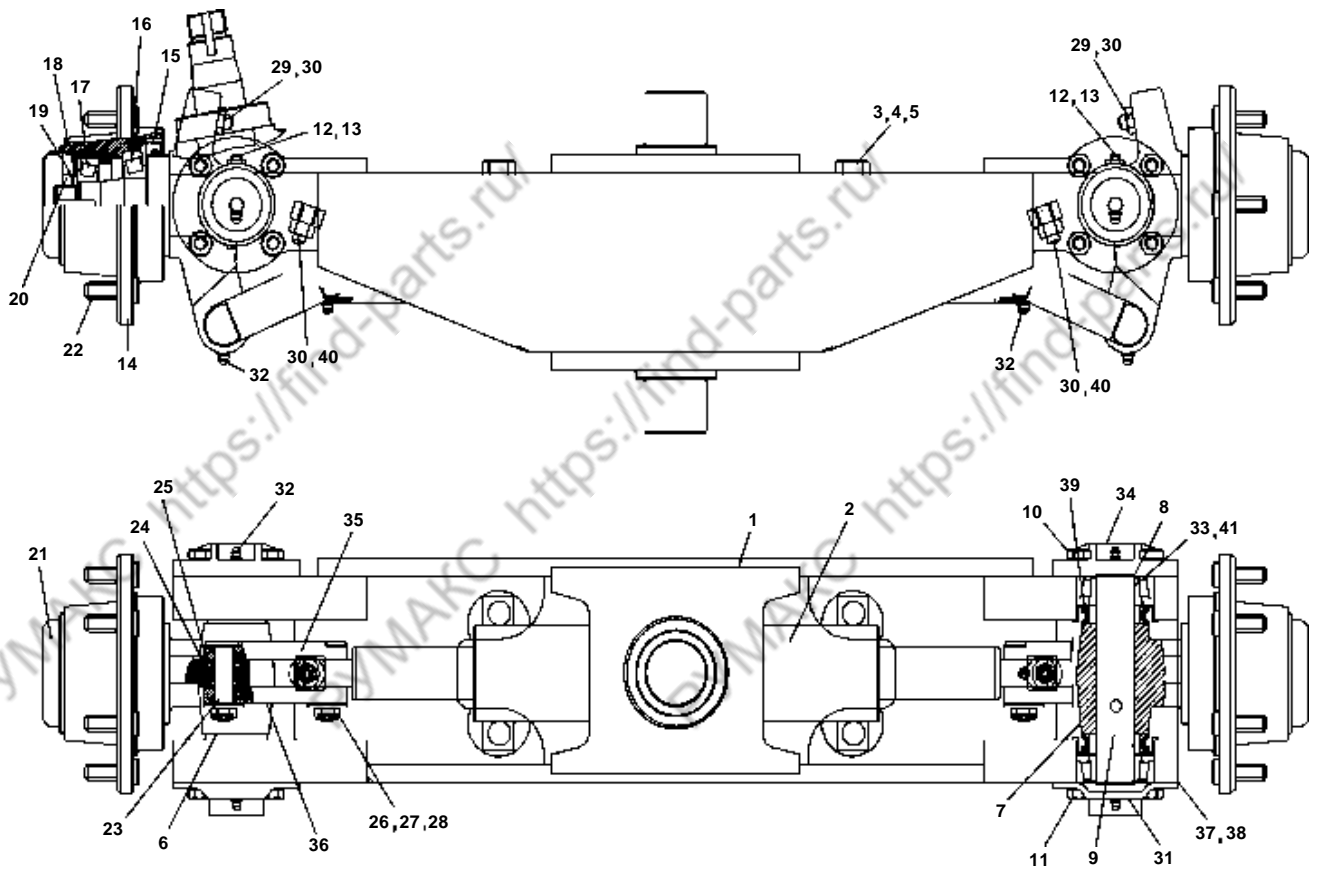
DRIVE WHEEL



STEER WHEEL



D15/18S2 D20SC2(SB1058/TIREII) PARTS BOOK(FL/FM)

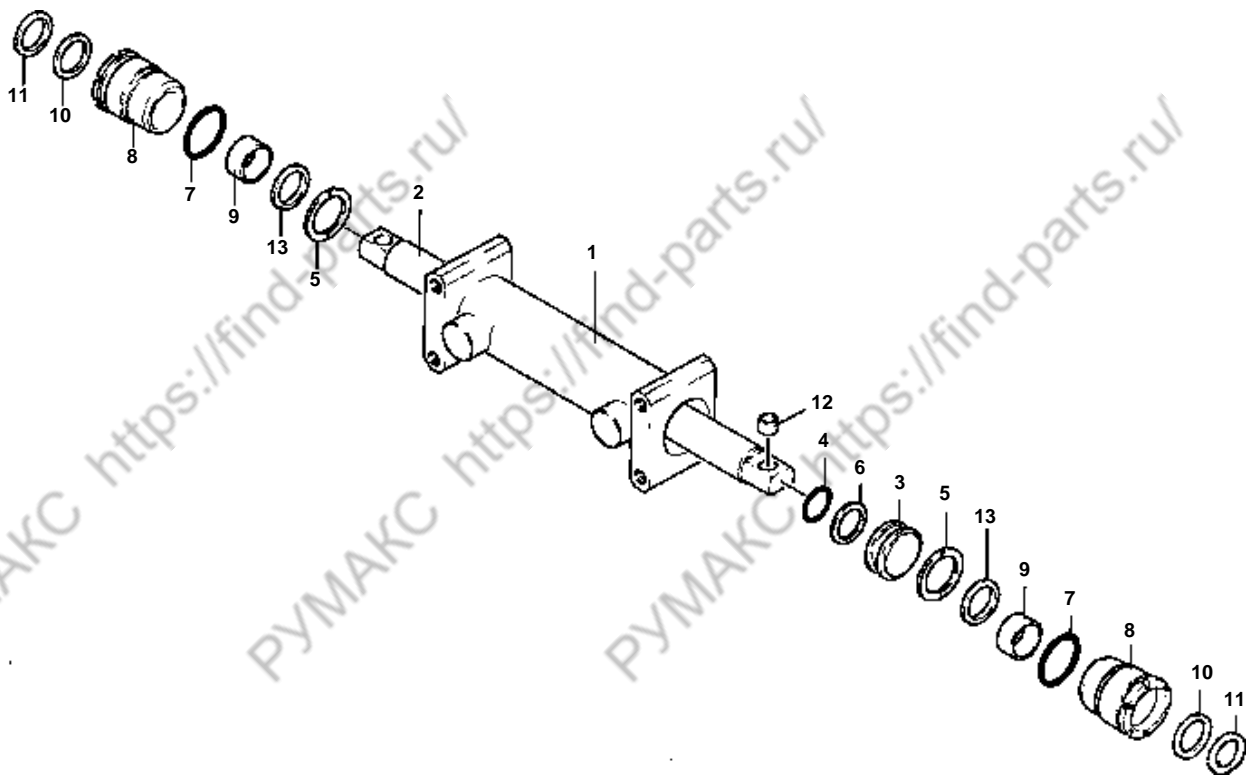


D15/18S2 D20SC2

FIG.8.01

A272213 AXLE GP - STEER

NOTE	ITEM NO.	PART NUMBER	QTY	DESCRIPTION	CHANGE CODE	START SERIAL NO.			
						EM0FL	EM0FM	-	-
Y	1	A271254	1	BEAM AS					
	2	A271264	1	CYL GP-P/S					
	3	S5102903	4	WASHER-SPRING					
	4	S0765263	4	BOLT					
	5	S5010913	4	WASHER					
	6	A271262	1	KNUCKLE-LH					
	7	A271261	1	KNUCKLE-RH					
	8	D700579	4	BEARING-ROLLER					
	9	A271263	2	PIN-KING					
	C	10	S0558163	8	BOLT				
11		S0512063	8	BOLT	N				
12		S0511863	8	BOLT					
13		S0556663	2	BOLT					
14		D913003	2	NUT-LOCK					
15		D600103	2	HUB					
16		S8200500	2	SEAL					
17		S6132080	2	BEARING					
18		S6132070	2	BEARING					
19		D917049	2	WASHER-TONGUED					
20		S6271060	2	WASHER-LOCK					
21		S6260060	2	NUT-LOCK					
22		D600089	2	CAP					
23		D910340	12	BOLT					
24		A161341	4	PIN					
25		D131092	2	BEARING-SELF ALIGNING					
26		D917126	8	WASHER-CONI.SPRING					
27		D917085	4	WASHER-HARD					
28		S4274633	4	NUT-CASTLE					
29		S5735371	4	PIN-COTTER					
C	30	D915008	2	SCREW					
	31	S4016643	2	NUT	N				
C	32	S4016643	4	NUT					
C	33	D700578	2	COVER-TOP	N				
C	34	A321207	2	COVER-TOP					
	35	D909174	8	FITTING-LUBE					
C	36	D700572	4	SPACER	N				
	37	D700572	2	SPACER					
C	38	D700573	2	COVER-BOTTOM					
	39	A161342	2	LINK					
	40	A161338	2	LINK					
	41	D700574	3	SHIM					
	42	D700575	8	SHIM					
	43	D700577	4	SEAL					
	44	D917096	8	WASHER	N				
	45	A321211	2	SCREW					
	46	A272232	2	SPACER					

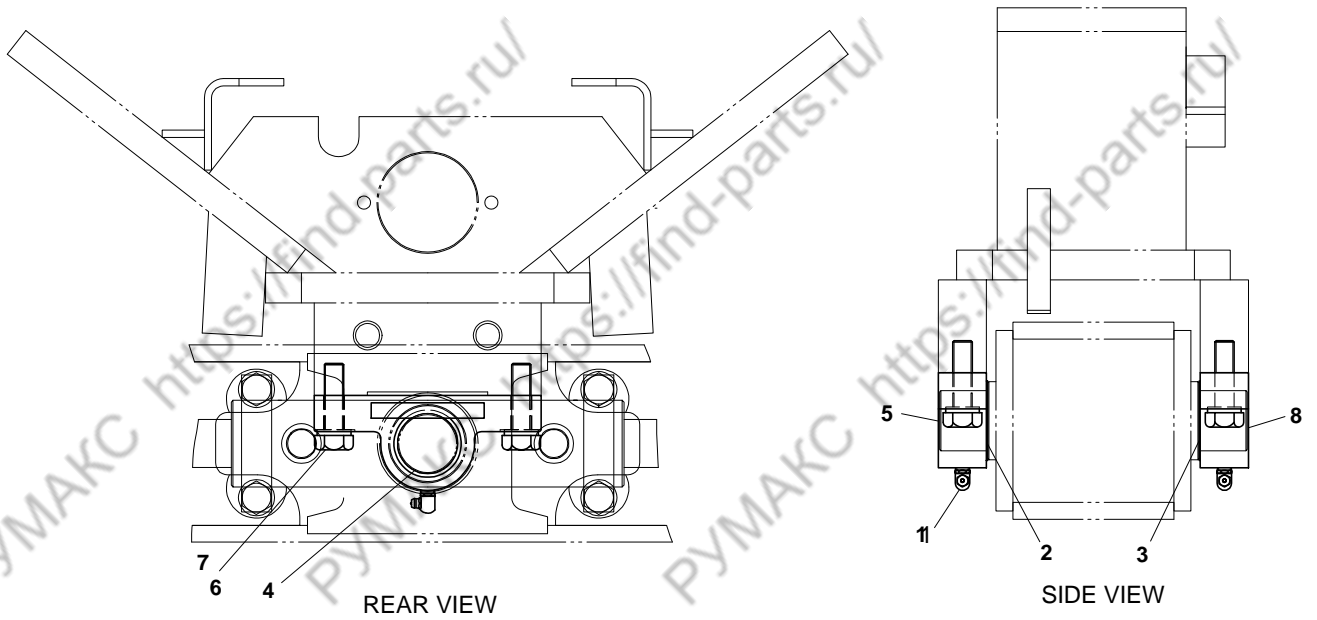


D15/18S2 D20SC2

FIG.8.02

A271264 CYLINDER GP - STEER

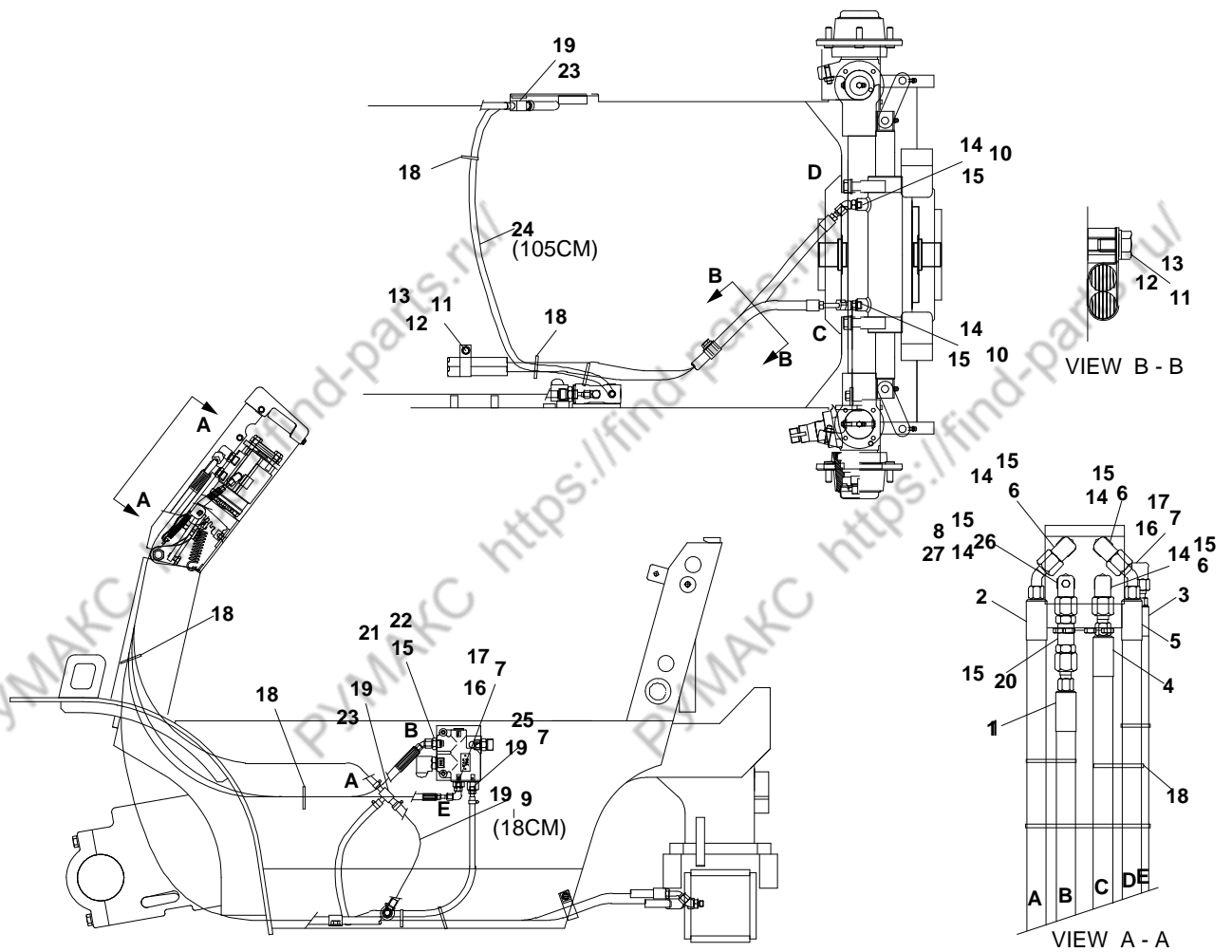
NOTE	ITEM NO.	PART NUMBER	QTY	DESCRIPTION	CHANGE CODE	START SERIAL NO.				
						EM0FL	EM0FM	-	-	-
Z	1	D510016	1	TUBE-AS						
	2	A271265	1	ROD						
	3	D501252	1	PISTION						
J	4	D501253	1	SEAL-O-RING						
	5	D511122	2	RING						
J	6	D501425	1	SEAL-SLIPPER						
J	7	D501261	2	SEAL-O-RING						
	8	D501257	2	COVER-ROD						
	9	D501258	2	DU-BUSH						
J	10	D510024	2	SEAL-U-CUP						
J	11	D501260	2	SEAL-WIPER						
	12	D131092	2	BEARING						
	13	D511123	2	RING-RETAINING						
		D510025	1	THE FOLLOWING REPAIR GROUP IS AVAILABLE ; REPAKING GP-SERVICE (INCLUDES PARTS MARKED J)						



D15/18S2 D20SC2**FIG.8.03****A271470 MOUNTING GP - STEER AXLE**

NOTE	ITEM NO.	PART NUMBER	QTY	DESCRIPTION	CHANGE CODE	START SERIAL NO.			
						EM0FL	EM0FM	-	-
B B	1	S6710151	2	FITTING					
	2	D600088	2	SHIM					
	3	D600091	1	SHIM					
	4	D600092	2	BUSH					
	5	D600108	1	SUPPORT					
	6	S0565561	4	BOLT					
	7	S5102903	4	WASHER-SPRING					
	8	A271149	1	SUPPORT					

D15/18S2 D20SC2(SB1058/TIREII) PARTS BOOK(FL/FM)

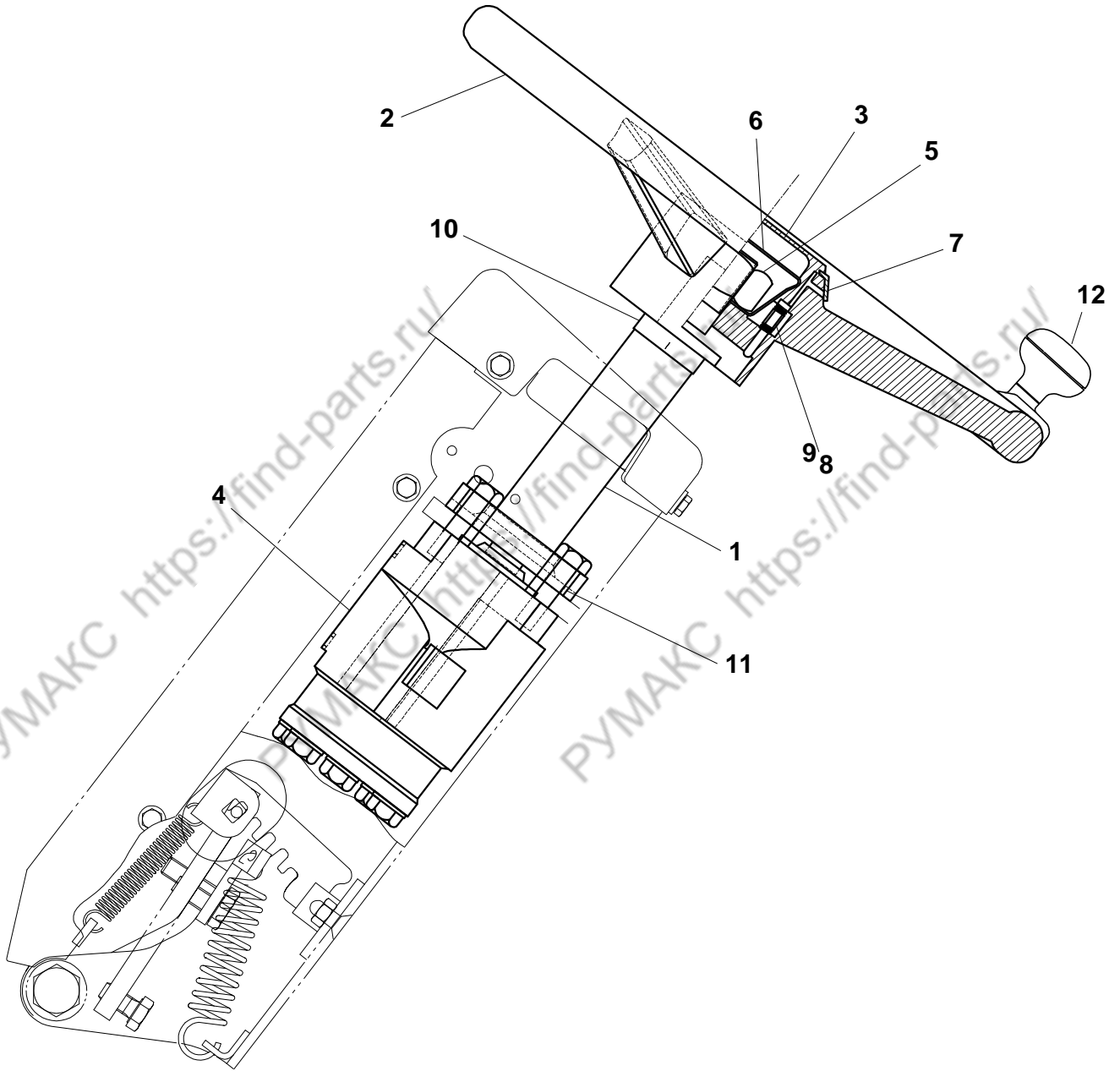


D15/18S2 D20SC2

FIG.8.04

A271505 LINES GP - POWER STEERING

NOTE	ITEM NO.	PART NUMBER	QTY	DESCRIPTION	CHANGE CODE	START SERIAL NO.				
						EM0FL	EM0FM	-	-	-
E	1	A275030	1	HOSE AS						
	2	A271633	1	HOSE AS						
	3	A275023	1	HOSE AS						
	4	A275025	1	HOSE AS						
	5	A271703	1	HOSE AS						
	6	D580391	3	ELBOW						
	7	D902003	2	ELBOW						
	8	DS2475001	1	ELBOW 90						
	9	D184420	18	HOSE-BULK(CM)						
	10	D902033	2	ELBOW-45						
	11	D668514	2	CLIP						
	12	S0511663	2	BOLT						
	13	D917093	2	WASHER						
	14	S8040061	6	O-RING						
	15	S8030061	8	O-RING						
	16	S8030041	2	O-RING						
	17	S8040041	3	SEAL-O-RING						
	18	D580786	9	STRAP						
	19	S8450012	5	CLAMP						
	20	D700213	1	VALVE GP						
	21	D905011	1	CONNECTOR						
	22	S8040081	1	O-RING						
	23	D908062	1	TEE						
E	24	D909031	1050	HOSE-BULK(CM)						
	25	D700971	1	CONNECTOR-O-RING						
	26	D909133	1	PLUG						
	27	S8000081	1	O-RING						

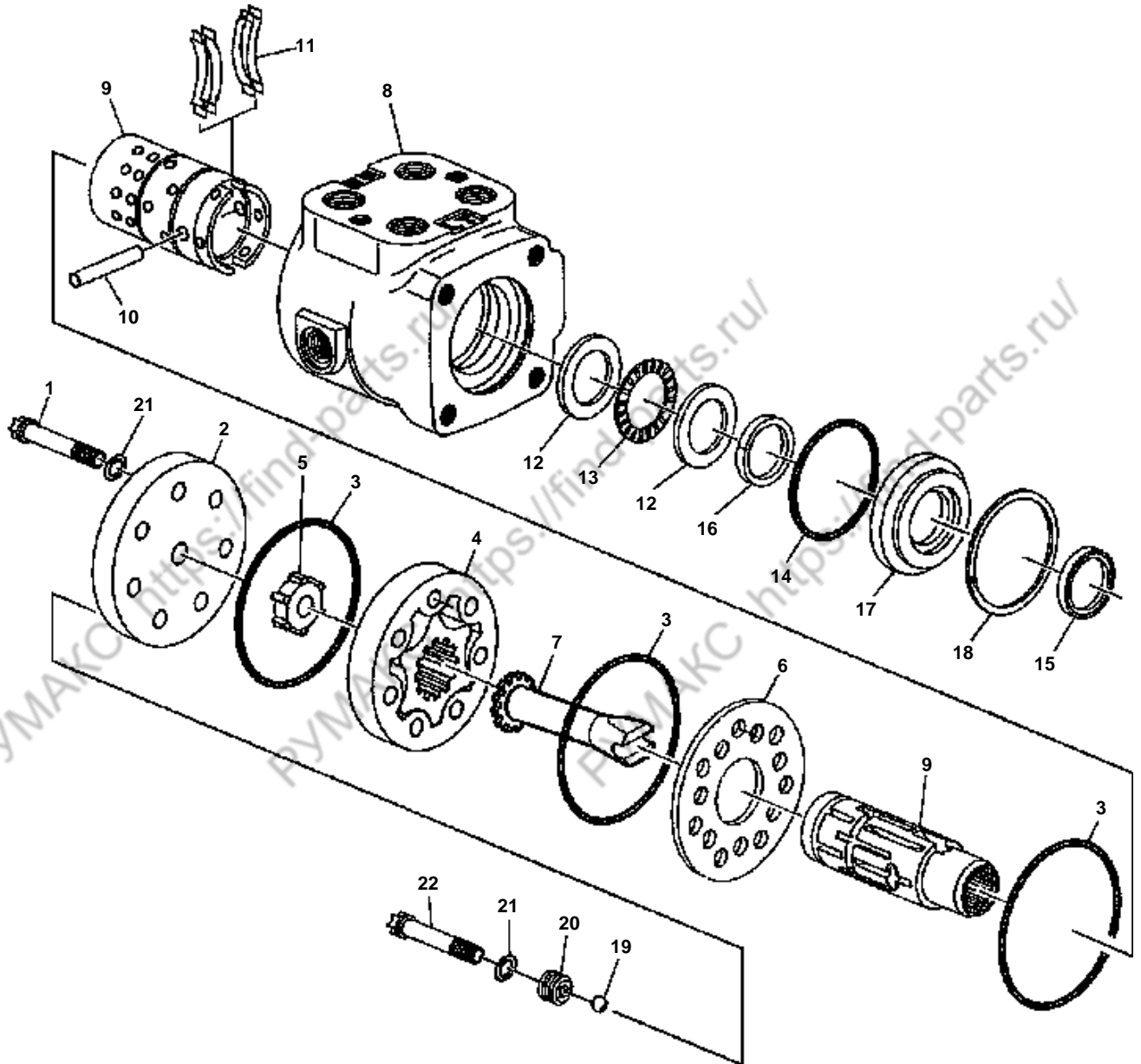


D15/18S2 D20SC2

FIG.8.05

A271069 STEER GEAR GP

NOTE	ITEM NO.	PART NUMBER	QTY	DESCRIPTION	CHANGE CODE	START SERIAL NO.				
						EM0FL	EM0FM	-	-	-
Y	1	D510851	1	COLUMN GP						
	2	D700156	1	WHEEL-HAND						
	3	D144018	1	BUTTON-HORN						
		D601237	1	BUTTON-HORN(FOR AUSTRALIA)						
	4	A275028	1	STEERING UNIT						
	5	D913029	1	NUT						
	6	D700155	1	CUP						
	7	D700153	1	SEAL						
	8	D700152	3	SPRING						
	9	D500360	3	PIN						
	10	D700151	1	SWITCH AS						
	11	D910199	4	BOLT						
12	D131232	1	KNOB(OPTION)							

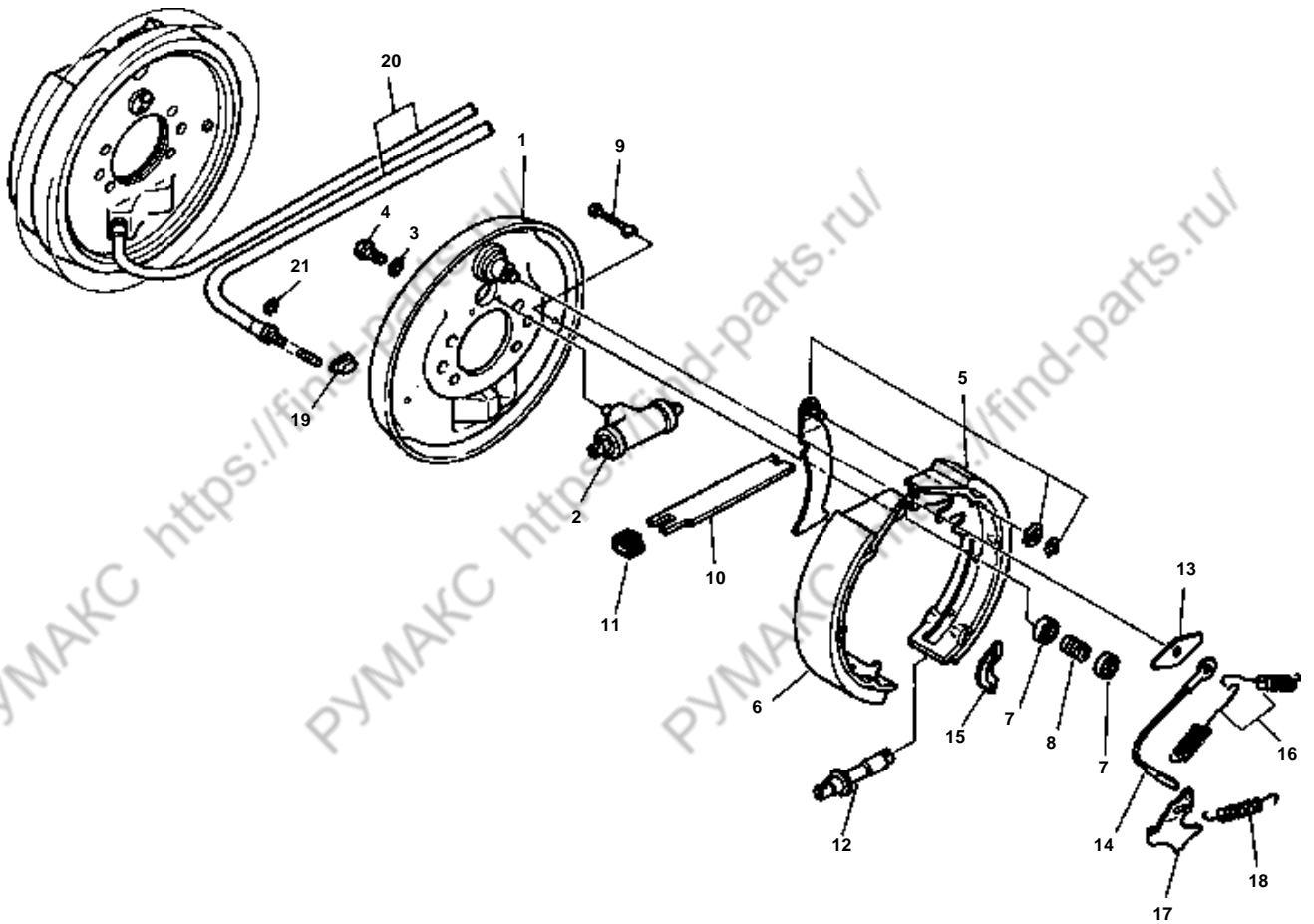


D15/18S2 D20SC2

FIG.8.06

A275028 STEERING UNIT

NOTE	ITEM NO.	PART NUMBER	QTY	DESCRIPTION	CHANGE CODE	START SERIAL NO.			
						EM0FL	EM0FM	-	-
	1		6	SCREW-CAP					
	2		1	CAP-END					
J2	3		3	SEAL-O-RING					
	4		1	GEROTOR ASS'Y					
	5		1	SPACER					
	6		1	PLATE-WEAR					
	7		1	DRIVE					
	8		1	HOUSING					
	9		1	SPOOL/SLEEVE ASS'Y					
	10		1	PIN					
J1	11		4	SPRING-CENTERING					
J1	12		2	RACE-BEARING					
J1	13		1	BEARING-NEEDLE THRUST					
J2	14		1	SEAL-O-RING					
J2	15		1	SEAL-DUST					
J2	16		1	SEAL-SHAFT					
J2	17		1	BUSHING-SEAL GLAND					
	18		1	RING-RETAINING					
	19		1	BALL					
	20		1	SEAT-CHECK BALL					
	21		7	WASHER					
	22		1	SEAL-ROLLED					
				THE FOLLOWING REPAIR KIT IS AVAILABLE ;					
		D512001	1	KIT-NEEDLE BEARING (INCLUDES PARTS MARKED J1)					
		D512000	1	KIT-SEAL (INCLUDES PARTS MARKED J2)					

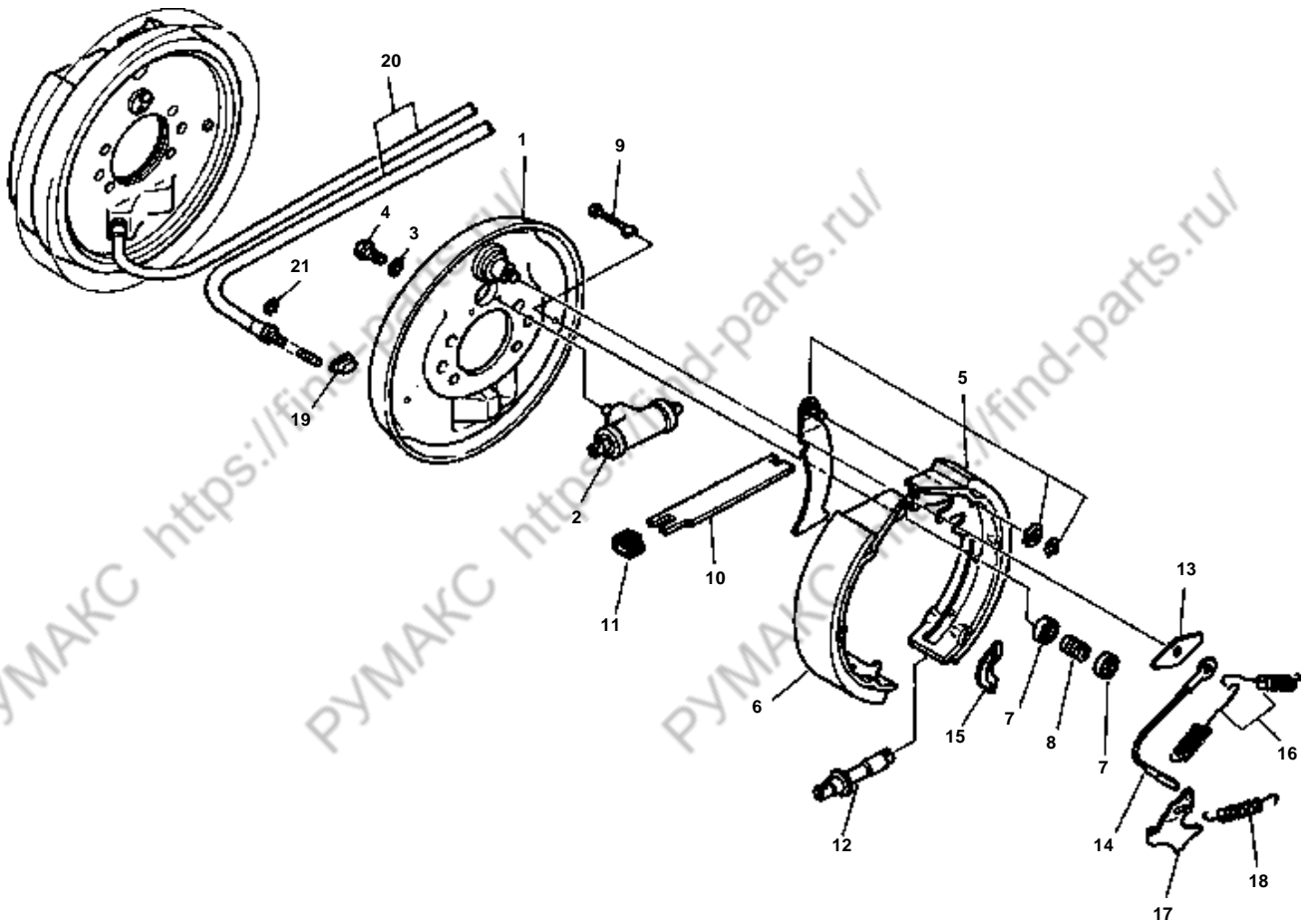


D15/18S2 D20SC2

FIG.9.01

A273361 BRAKE AS(R.H)

NOTE	ITEM NO.	PART NUMBER	QTY	DESCRIPTION	CHANGE CODE	START SERIAL NO.				
						EM0FL	EM0FM	-	-	-
	1	D480254	1	BACK PLATE AS (R.H)						
	2	D480256	1	WHEEL CYLINDER AS						
	3	D917098	2	WASHER						
	4	D910120	2	BOLT						
	5	A273364	1	SHOE AS (R.H)						
	6	A273363	1	SHOE AS						
	7	D480260	4	CUP						
	8	D480261	2	SPRING						
	9	D480262	2	PIN						
	10	D480263	1	STRUT						
	11	D480264	1	SPRING						
	12	D480265	1	ADJUSTER AS (R.H)						
	13	D480267	1	GUIDE-SHOE						
	14	D480268	1	CABLE						
	15	D480269	1	GUIDE-CABLE						
	16	D480270	2	SPRING						
	17	D480271	1	LEVER (R.H)						
	18	D480273	1	SPRING						
	19	D480274	2	CAP-RUBBER						
	20	D480275	1	CABLE AS (R.H)						
	21	D480277	1	E-RING						



D15/18S2 D20SC2

FIG.9.02

A273362 BRAKE AS(L.H)

NOTE	ITEM NO.	PART NUMBER	QTY	DESCRIPTION	CHANGE CODE	START SERIAL NO.				
						EM0FL	EM0FM	-	-	-
	1	D480255	1	BACK PLATE AS (L.H)						
	2	D480256	1	WHEEL CYLINDER AS						
	3	D917098	2	WASHER						
	4	D910120	2	BOLT						
	5	A273365	1	SHOE AS (L.H)						
	6	A273363	1	SHOE AS						
	7	D480260	4	CUP						
	8	D480261	2	SPRING						
	9	D480262	2	PIN						
	10	D480263	1	STRUT						
	11	D480264	1	SPRING						
	12	D480266	1	ADJUSTER AS (L.H)						
	13	D480267	1	GUIDE-SHOE						
	14	D480268	1	CABLE						
	15	D480269	1	GUIDE-CABLE						
	16	D480270	2	SPRING						
	17	D480272	1	LEVER (L.H)						
	18	D480273	1	SPRING						
	19	D480274	2	CAP-RUBBER						
	20	D480276	1	CABLE AS (L.H)						
	21	D480277	1	E-RING						

D15/18S2 D20SC2(SB1058/TIREII) PARTS BOOK(FL/FM)

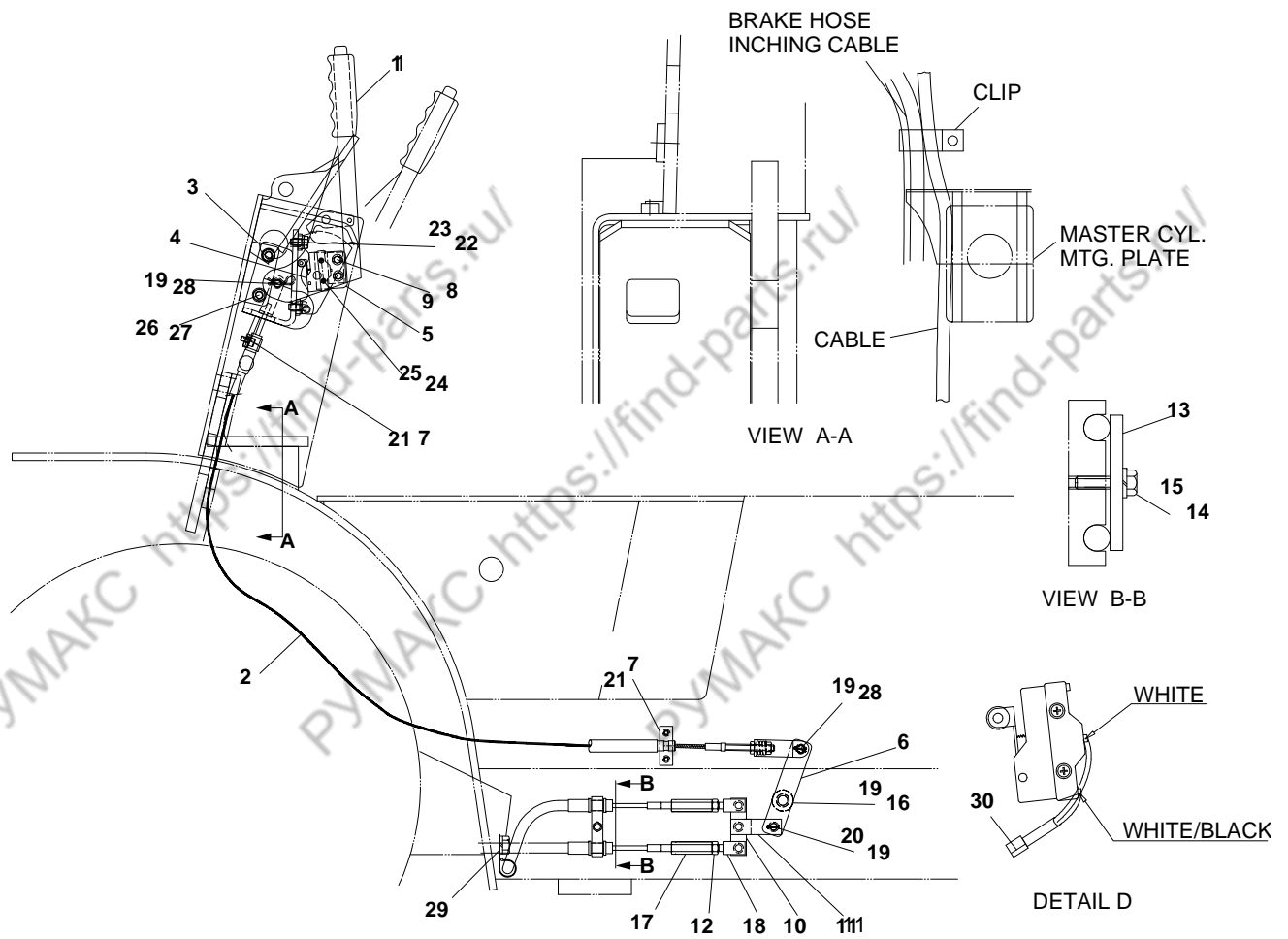
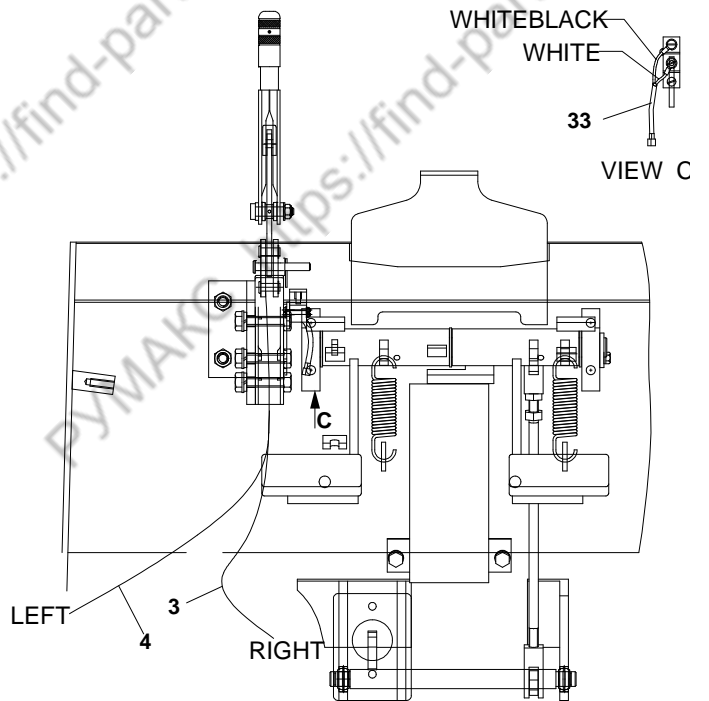
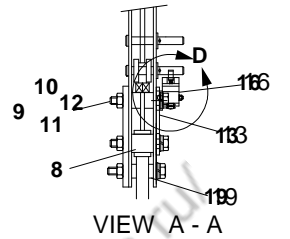
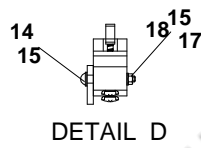
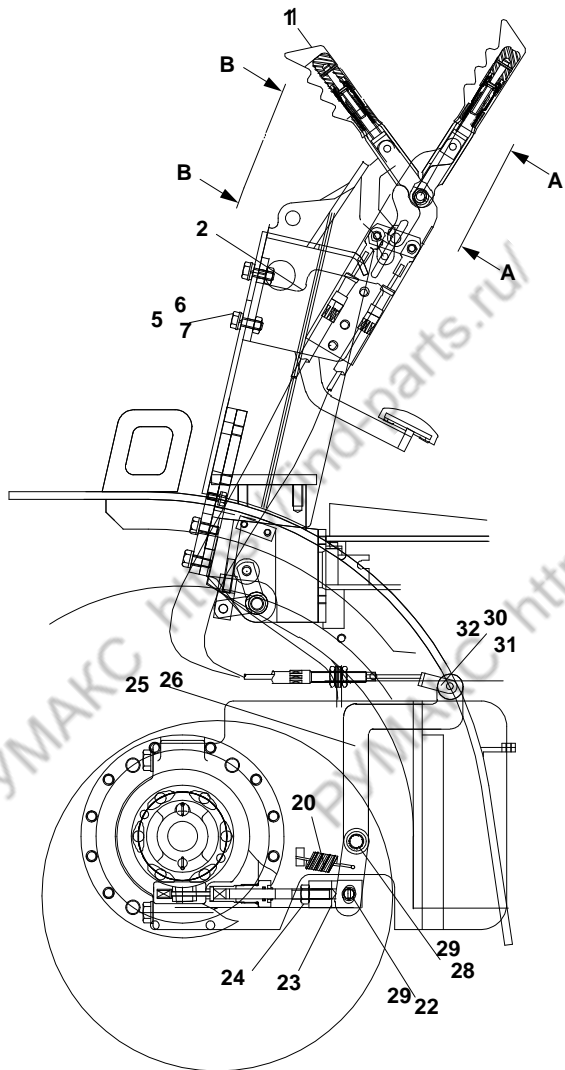


FIG.9.03

**D15/18S2 D20SC2
A271561 CONTROL GP - PARKING BRAKE - SHOE TYPE BRAKE**

NOTE	ITEM NO.	PART NUMBER	QTY	DESCRIPTION	CHANGE CODE	START SERIAL NO.				
						EM0FL	EM0FM	-	-	-
	1	D654036	1	LEVER AS						
	2	A271027	1	CABEL AS-PARK						
	3	A221147	1	BRACKET AS						
	4	D700116	1	SWITCH AS						
	5	D700174	1	PLATE						
	6	A271509	1	LEVER AS						
	7	D700171	2	CLAMP						
	8	D915035	2	SCREW-MACHINE						
	9	D917194	2	WASHER						
	10	D600143	1	LINK						
	11	A251875	1	CLEVIS						
	12	S4016543	2	NUT						
	13	D601023	1	PLATE						
	14	S0504863	1	BOLT						
	15	S5102303	1	WASHER-SPRING						
	16	D917003	1	WASHER						
	17	D913043	2	NUT						
	18	D600695	2	YORK						
	19	S5735241	7	PIN						
	20	S5760211	4	PIN						
	21	S2204463	4	BOLT						
	22	S0508663	2	BOLT						
	23	D917092	2	WASHER-HARD						
	24	D915036	2	SCREW-MACHINE						
	25	D917072	2	WASHER						
	26	S0509063	2	BOLT						
	27	S5102503	2	WASHER-SPRING						
	28	S5760152	2	PIN						
	29	D560094	1	CLIP						
	30	D187630	1	HARNES AS						

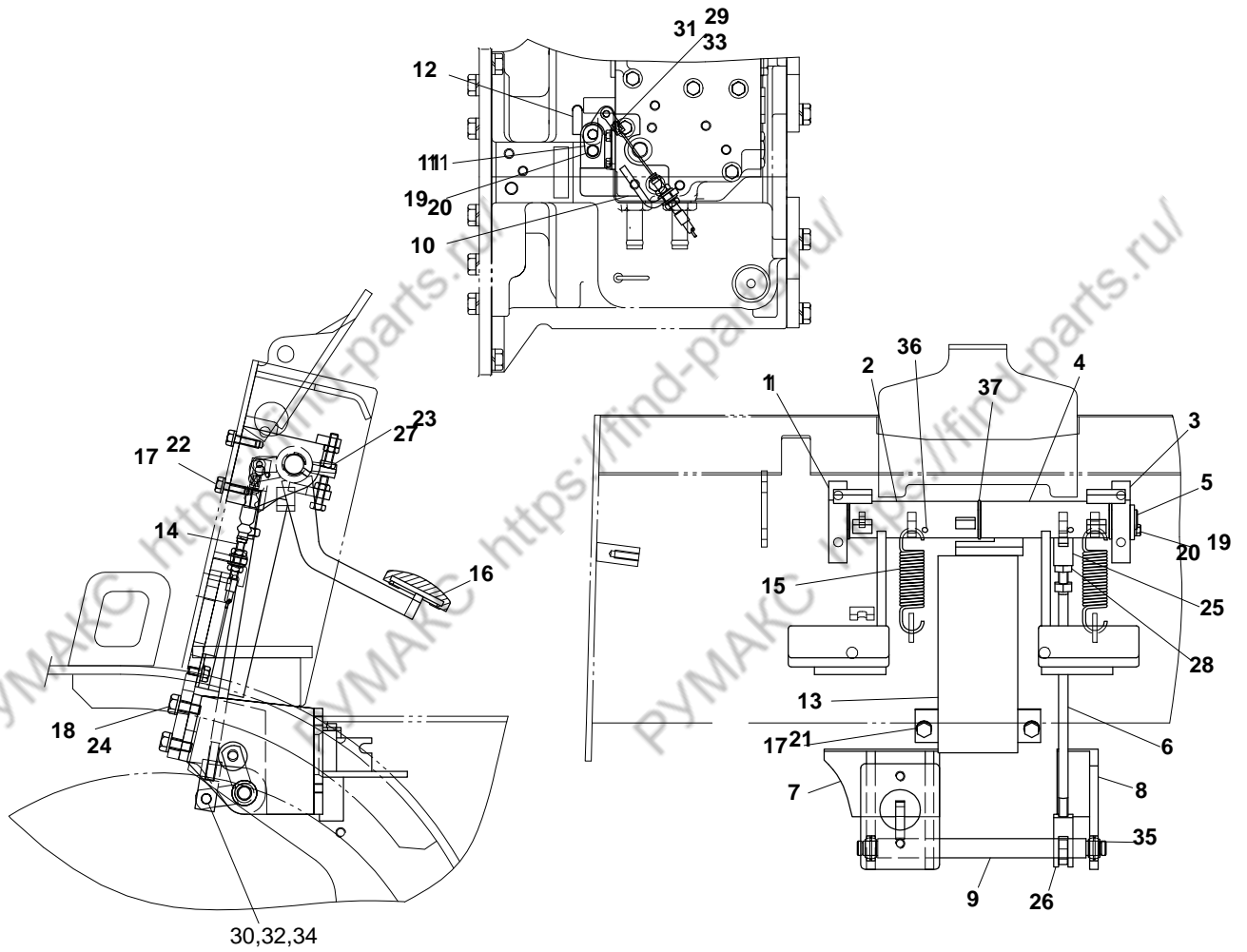


D15/18S2 D20SC2

FIG.9.04

A271819-01 CONTROL GP - PARKING BRAKE - OCD TYPE BRAKE

NOTE	ITEM NO.	PART NUMBER	QTY	DESCRIPTION	CHANGE CODE	START SERIAL NO.				
						EM0FL	EM0FM	-	-	-
	1	A232308	1	LEVER AS-PARKING						
		A132878	1	- PIN AS-P/LEVER						
	2	A271799	1	BRACKET						
	3	A271806	1	CABLE AS-RH						
	4	A271807	1	CABLE AS-LH						
	5	S0512263	2	BOLT						
	6	S4012633	2	NUT-HEX						
	7	D917093	2	WASHER-HARD						
	8	A133805	2	CLAMP-CABLE						
	9	S0509753	3	BOLT						
	10	S5102503	3	WASHER-SPRING-M8						
	11	S4016533	3	NUT						
	12	S5010513	3	WASHER						
	13	A272179	1	BRACKET ASS'YMBLY-PARKING BRAKE						
	14	S3450403	2	SCREW						
	15	D917244	4	WASHER-HARD						
	16	A154404	1	SWITCH AS						
	17	D913007	2	NUT-FULL						
	18	D917017	2	WASHER-LOCK						
	19	D700555	2	PIPE-250 STD GALV						
	20	A152119	2	SPRING						
	22	D917041	4	WASHER						
	23	A271853	2	JOINT AS						
	24	S4012743	2	NUT						
	25	A271857	1	LINK AS-LH						
	26	A271858	1	LINK AS-RH						
	28	D917097	2	WASHER						
	29	S5735491	4	PIN-COTTER						
	30	D600736	2	PIN						
	31	S180333H	2	PIN						
	32	S5000513	2	WASHER						
	33	D187630	1	HARNES AS-SWITCH						



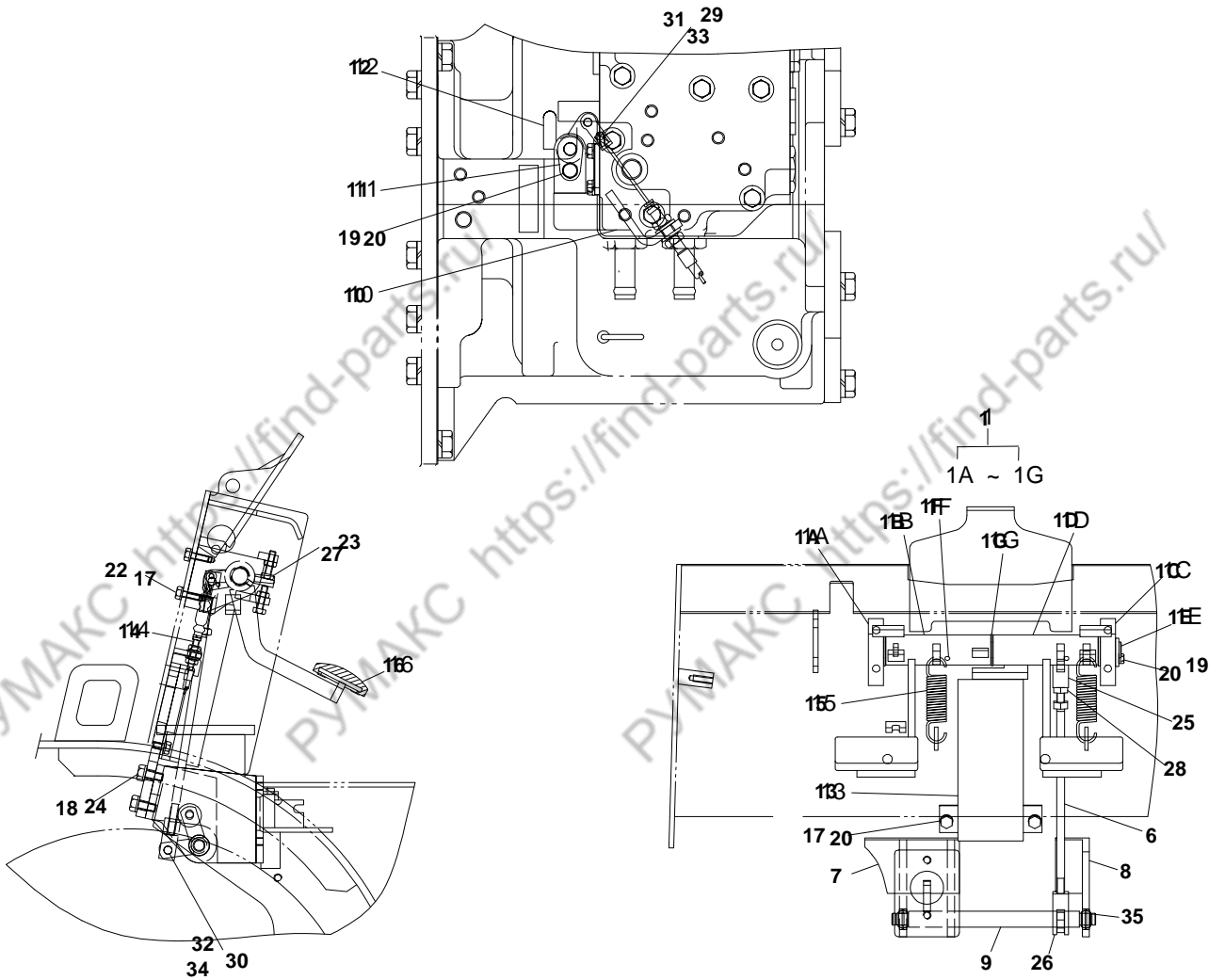
D15/18S2 D20SC2

FIG.9.05

A271399 CONTROL GP - INCHING/BRAKE - SHOE TYPE BRAKE

NOTE	ITEM NO.	PART NUMBER	QTY	DESCRIPTION	CHANGE CODE	START SERIAL NO.				
						EMOFL	EMOFM	-	-	-
	1	A271159	1	SUPPORT AS-LH						
	2	A271474	1	PEDAL AS-INCH						
	3	A271170	1	SUPPORT AS-RH						
	4	A271475	1	PEDAL AS-BREAK						
	5	A271172	1	SHAFT AS						
	6	A271174	1	ROD						
	7	A271476	1	BRACKET AS						
	8	A271180	1	BRACKET						
	9	A271181	1	SHAFT AS						
	10	A252063	1	BRACKET AS						
	11	A271188	1	SHAFT AS						
	12	A252061	1	BELLCRANK AS						
	13	A271477	1	COVER						
	14	A252060	1	CABLE AS-INCH						
	15	D600426	2	SPRING						
	16	D700175	2	PAD-PEDAL						
	17	D917092	6	WASHER-HARD						
	18	D917093	5	WASHER-HARD						
	19	D917094	2	WASHER-HARD						
	20	S0504463	2	BOLT						
	21	S0508663	2	BOLT						
	22	S0509063	4	BOLT						
	23	S0509263	3	BOLT						
	24	S0512063	5	BOLT						
	25	S101440H	1	YOKE						
	26	S141240H	1	YOKE						
	27	S4016543	3	NUT						
	28	S4034633	1	NUT						
	29	S5010313	2	WASHER						
	30	S5020613	3	WASHER						
	31	S5735141	2	PIN-COTTER						
	32	S180438H	3	PIN-SNAP						
	33	S5760121	2	PIN						
	34	A152122	3	PIN						
	35	S6541200	2	RING-SNAP						
	36	S6710021	2	FITTING						
	37	D917025	3	WASHER						

D15/18S2 D20SC2(SB1058/TIREII) PARTS BOOK(FL/FM)



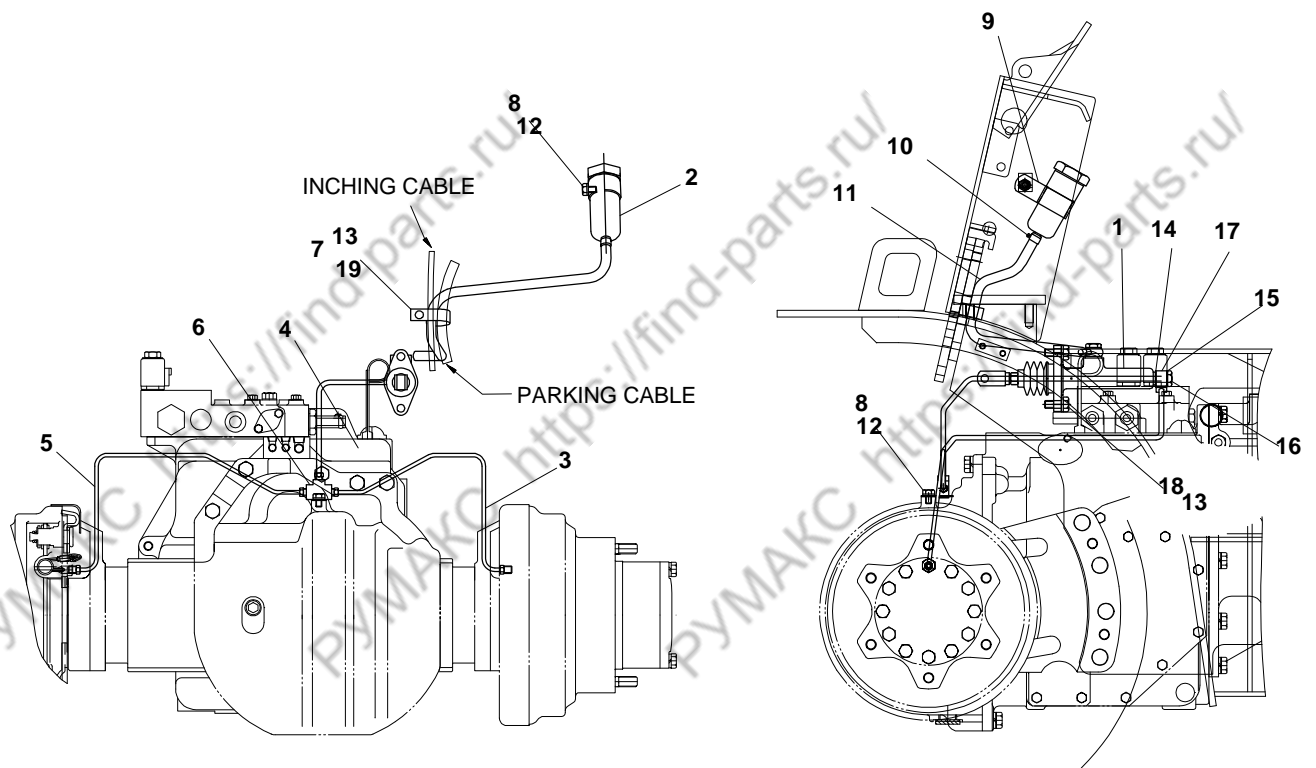
D15/18S2 D20SC2

FIG.9.06

A271821 CONTROL GP - INCHING/BRAKE - OCD TYPE BRAKE

NOTE	ITEM NO.	PART NUMBER	QTY	DESCRIPTION	CHANGE CODE	START SERIAL NO.				
						EM0FL	EM0FM	-	-	-
	1	A271747	1	INCH & BRAKE AS						
	1A	A271159	1	- SUPPORT AS-LH						
	1B	A271474	1	- PEDAL AS-INCH						
	1C	A271170	1	- SUPPORT AS-RH						
	1D	A271475	1	- PEDAL AS-BRAKE						
	1E	A271172	1	- SHAFT AS						
	1F	S6710021	2	- FITTING						
	1G	D917025	3	- WASHING						
	6	A271174	1	ROD						
	7	A271815	1	BRACKET AS						
	8	A271180	1	BRACKET						
	9	A271181	1	SHAFT AS						
	10	A252063	1	BRACKET AS						
	11	A271188	1	SHAFT AS						
	12	A252061	1	BELLCRANK AS						
	13	A271477	1	COVER						
	14	A252060	1	CABLE AS-INCH						
	15	D600426	2	SPRING						
	16	D700175	2	PAD-PEDAL						
	17	D917092	6	WASHER-HARD						
	18	D917093	5	WASHER-HARD						
	19	D917094	2	WASHER-HARD						
	20	S0504463	2	BOLT						
	21	S0508663	2	BOLT						
	22	S0509063	4	BOLT						
	23	S0509263	3	BOLT						
	24	S0512063	5	BOLT						
	25	S101440H	1	YOKE						
	26	S141240H	1	YOKE						
	27	S4016543	3	NUT						
	28	S4034633	1	NUT						
	29	S5010313	2	WASHER						
	30	S5020613	3	WASHER						
	31	S5735141	2	PIN-COTTER						
	32	S180438H	3	PIN-SNAP						
	33	S5760121	2	PIN						
	34	A152122	3	PIN						
	35	S6541200	2	RING-SNAP						

D15/18S2 D20SC2(SB1058/TIREII) PARTS BOOK(FL/FM)

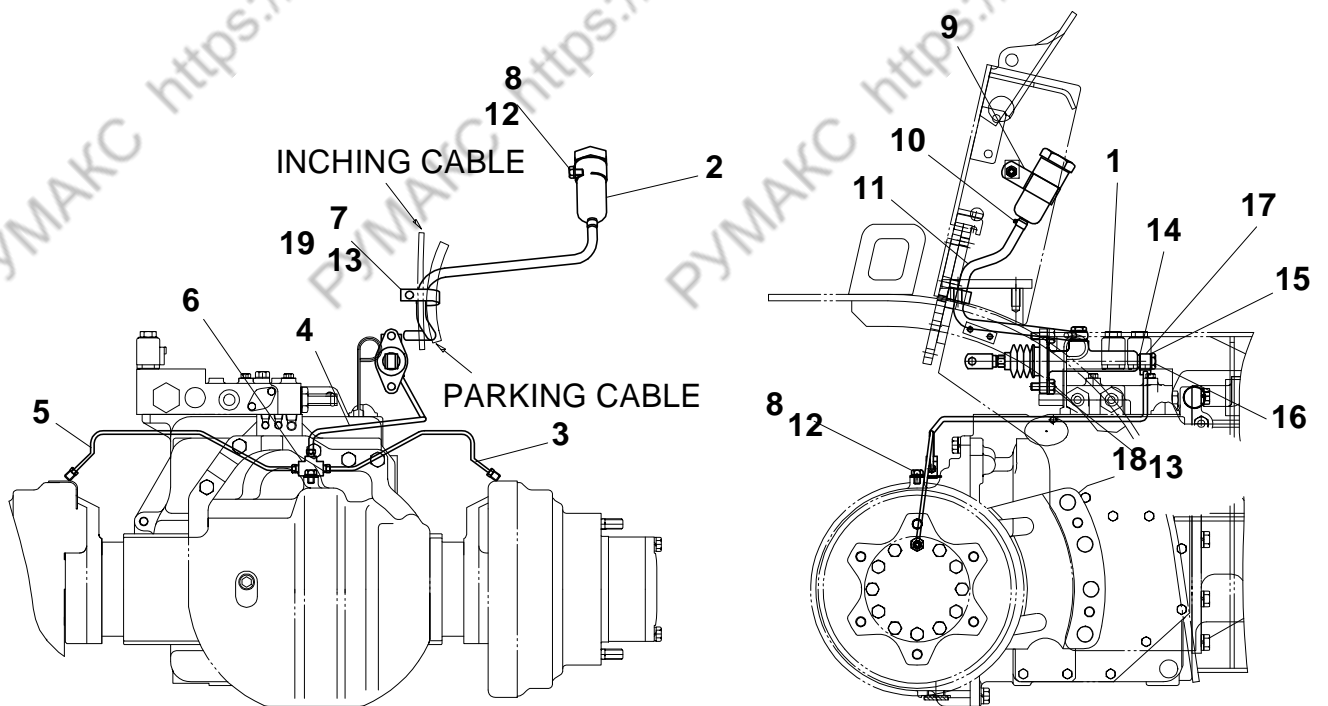
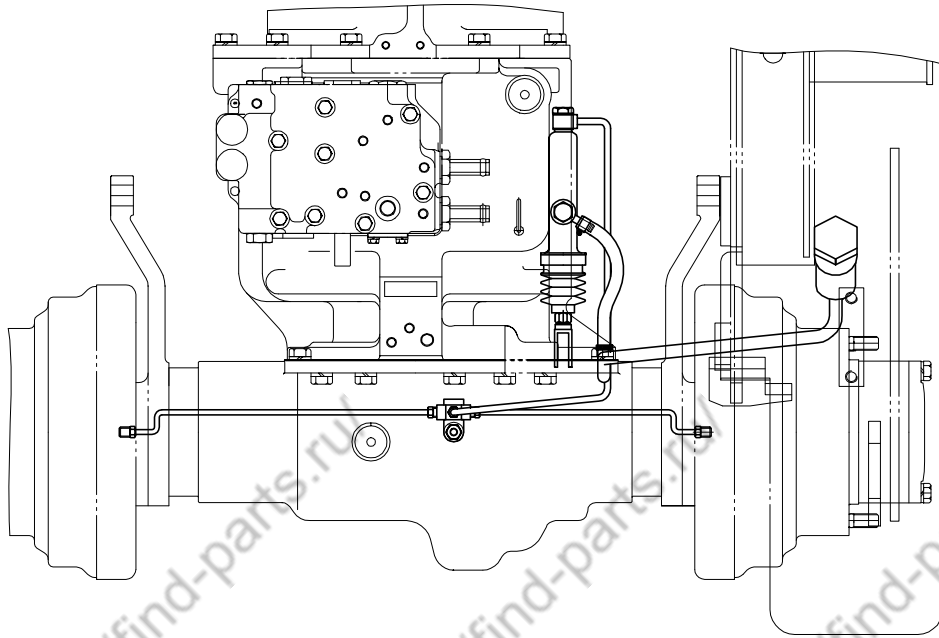


D15/18S2 D20SC2

FIG.9.07

A271425 LINES GP - BRAKE - SHOE TYPE BRAKE

NOTE	ITEM NO.	PART NUMBER	QTY	DESCRIPTION	CHANGE CODE	START SERIAL NO.				
						EM0FL	EM0FM	-	-	-
Y	1	D600301	1	MASTER CYLINDER						
	2	D654033	1	RESERVOIR AS						
	3	A271426	1	TUBE AS						
	4	A271650	1	TUBE AS						
	5	A271427	1	TUBE AS						
	6	D610081	1	TEE AS						
	7	D900046	1	CLIP						
	8	D917092	2	WASHER-HARD						
	9	D654034	1	CLIP						
E	10	S8450006	2	CLAMP						
	11	D600453	55	HOSE-CM						
	12	S0508463	2	BOLT						
	13	D917093	3	WASHER-HARD						
	14	D600589	1	GASKET						
	15	D600590	1	GASKET						
	16	D910109	1	BOLT						
	17	D600591	1	CONNECTOR						
	18	S0512063	2	BOLT						
	19	S0511463	1	BOLT						

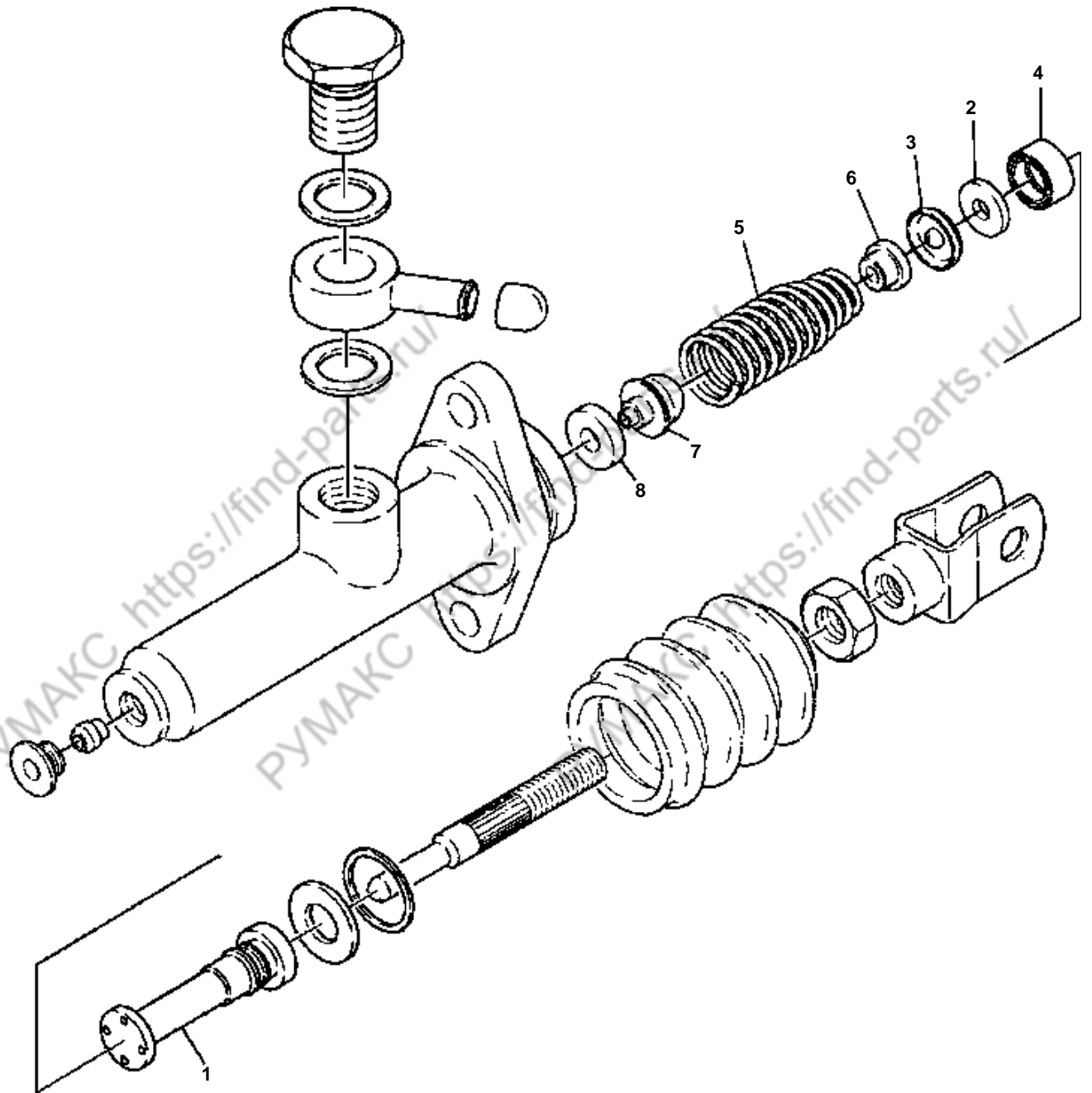


D15/18S2 D20SC2

FIG.9.08

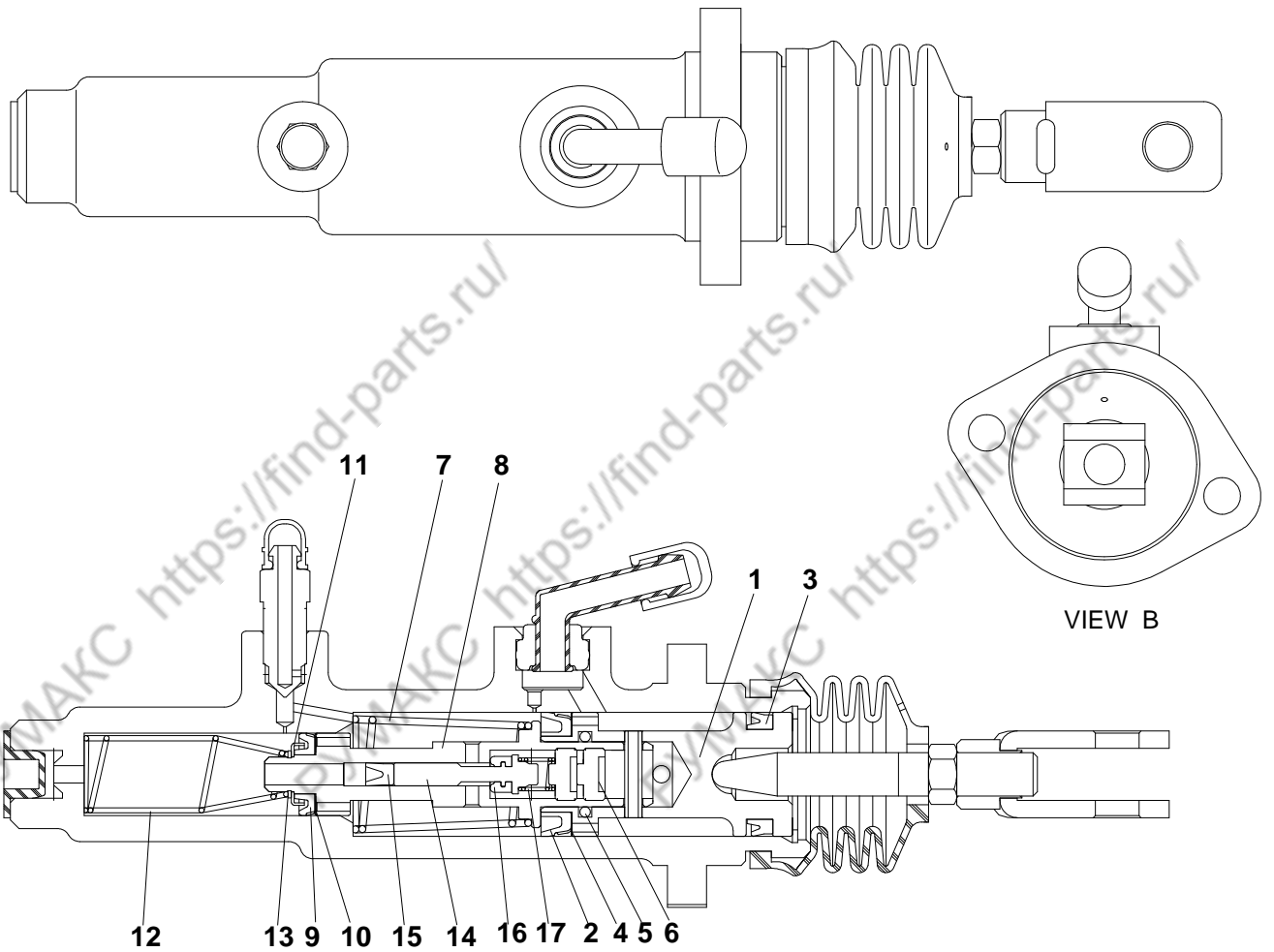
A271820 LINES GP - BRAKE - OCD TYPE BRAKE

NOTE	ITEM NO.	PART NUMBER	QTY	DESCRIPTION	CHANGE CODE	START SERIAL NO.				
						EMOFL	EMOFM	-	-	-
Y Y,C	1	A271816	1	MASTER CYLINDER	N					
		A172192	1	MASTER CYLINDER						
	2	D654033	1	RESERVOIR AS						
	3	A271787	1	TUBE AS						
	4	A271818	1	TUBE AS						
	5	A271786	1	TUBE AS						
	6	D610081	1	TEE AS						
	7	D900046	1	CLIP						
	8	D917092	2	WASHER-HARD						
	9	D654034	1	CLIP						
E	10	S8450006	2	CLAMP						
	11	D600453	55	HOSE-CM						
	12	S0508463	2	BOLT						
	13	D917093	3	WASHER-HARD						
	14	D600589	1	GASKET						
	15	D600590	1	GASKET						
	16	A271861	1	BOLT						
	17	D600591	1	CONNECTOR						
	18	S0512063	2	BOLT						
19	S0511463	1	BOLT							



D15/18S2 D20SC2**FIG.9.09****D600301 MASTER CYLINDER AS - SHOE TYPE BRAKE**

NOTE	ITEM NO.	PART NUMBER	QTY	DESCRIPTION	CHANGE CODE	START SERIAL NO.			
						EM0FL	EM0FM	-	-
		D600976	1	REPAIR KIT					
Z	1	D600977	1	- PISTON					
Z	2	D600978	1	- SPACER					
Z	3	D600979	1	- CUP-PRIMARY					
Z	4	D600980	1	- CUP-SECONDARY					
Z	5	D600981	1	- SPRING					
Z	6	D600982	1	- SEAT-SPRING					
Z	7	D600983	1	- VALVE-CHECK					
Z	8	D600984	1	- SEAT-VALVE					



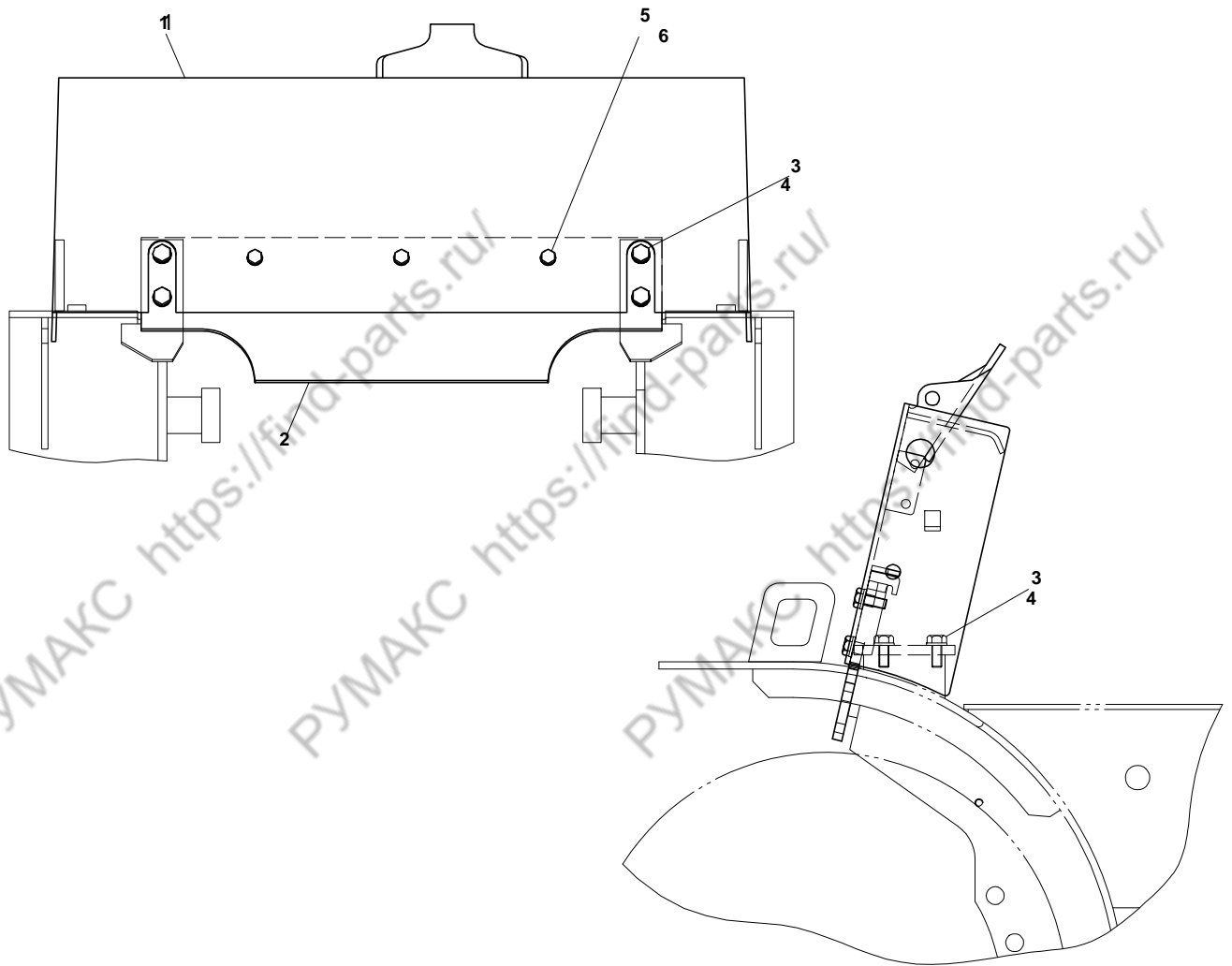
SECTION A - A

D15/18S2 D20SC2

FIG.9.10

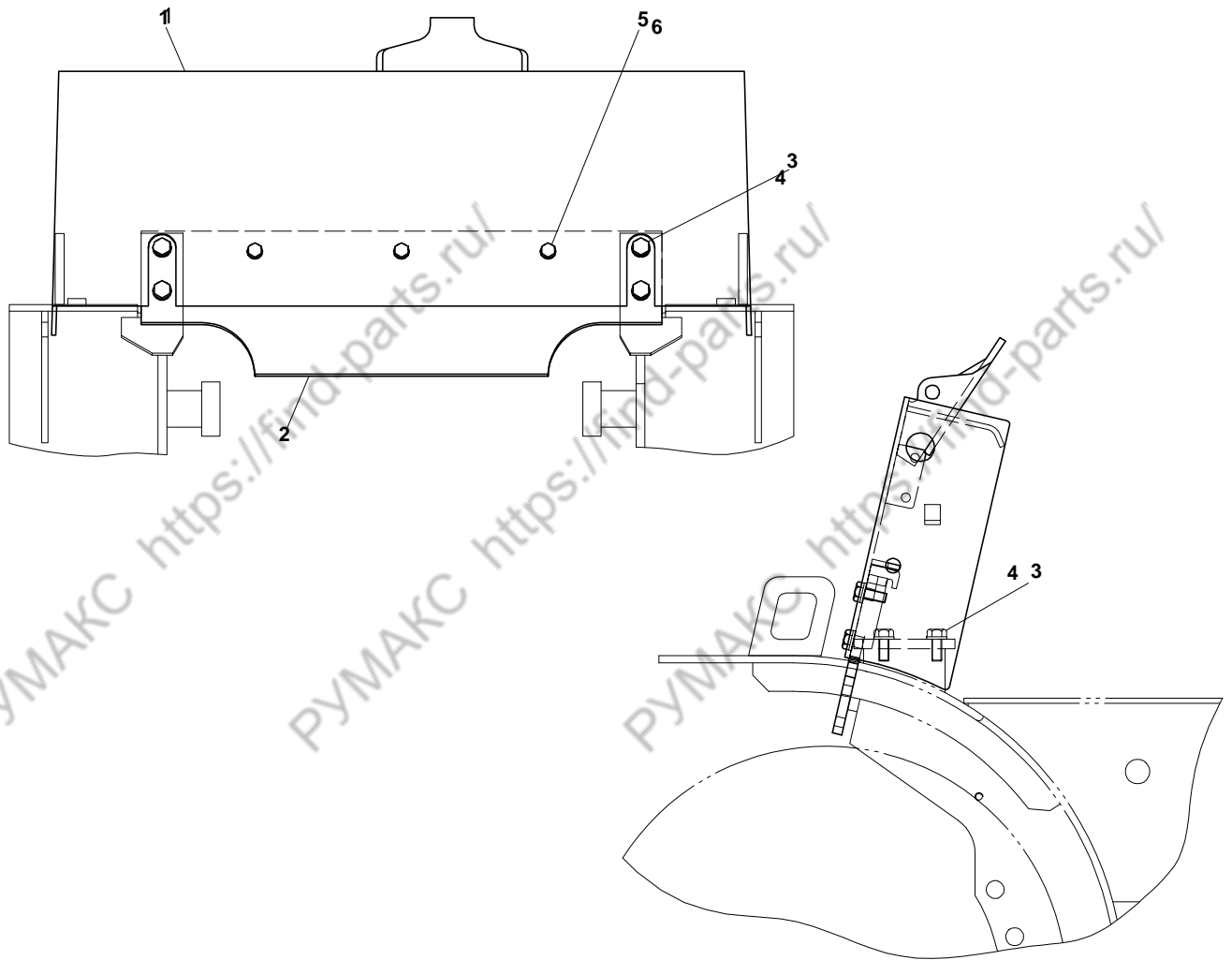
A172192 MASTER CYLINDER - OCD TYPE BRAKE

NOTE	ITEM NO.	PART NUMBER	QTY	DESCRIPTION	CHANGE CODE	START SERIAL NO.			
						EM0FL	EM0FM	-	-
		A271817	1	REPAIR KIT					
Z	1	A271835	1	PISTON					
Z	2	A271836	1	PRIMARY CUP					
Z	3	A271837	1	SECONDARY CUP					
Z	4	A271838	1	SPACER					
Z	5	A271839	1	O-RING					
Z	6	A271840	2	ADJUSTER BOLT					
Z	7	A271841	1	SPRING					
Z	8	A271842	1	PISTON					
Z	9	A271843	1	PRIMARY CUP					
Z	10	A271844	1	SPACER					
Z	11	A271845	1	SPRING SEAT					
Z	12	A271846	1	SPRING					
Z	13	A271847	1	RETAINING RING					
Z	14	A271848	1	JOINT ROD					
Z	15	A271849	1	JOINT CUP					
Z	16	A271850	1	JOINT RUBBER					
Z	17	A271851	1	JOINT SPRING					



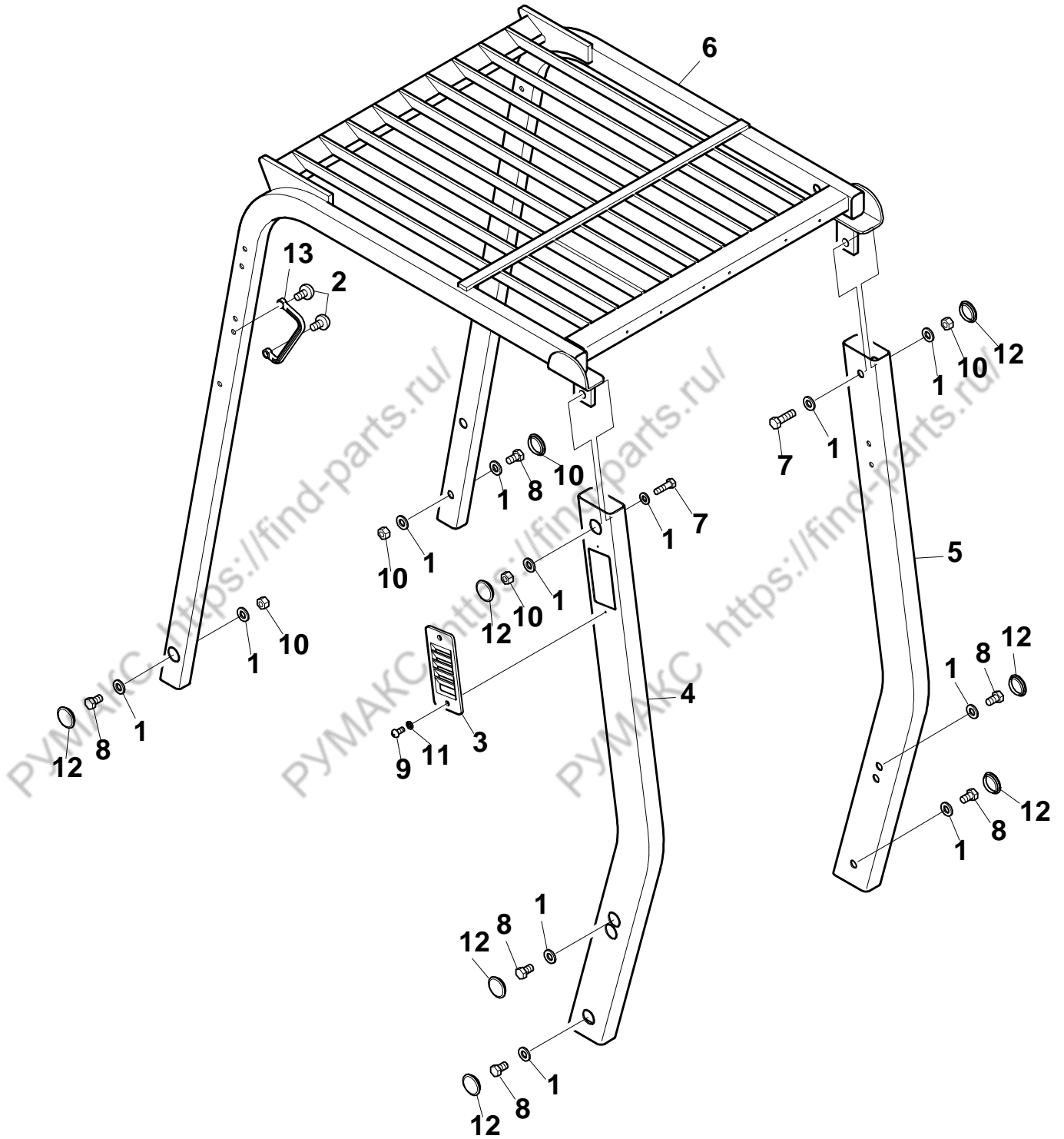
D15/18S2 D20SC2**FIG.10.01****A271528 COWL GP - SHOE TYPE BRAKE**

NOTE	ITEM NO.	PART NUMBER	QTY	DESCRIPTION	CHANGE CODE	START SERIAL NO.				
						EM0FL	EM0FM	-	-	-
	1	A272162	1	COWL AS-SHOE						
		A272172	1	COWL AS-OCDB						
	2	A271029	1	PLATE						
	3	S0515263	8	BOLT						
	4	D917091	8	WASHER						
	5	S0511863	3	BLOT						
	6	D917093	3	WASHER						



D15/18S2 D20SC2**FIG.10.01****A271803 COWL GP - OCD TYPE BRAKE**

NOTE	ITEM NO.	PART NUMBER	QTY	DESCRIPTION	CHANGE CODE	START SERIAL NO.				
						EM0FL	EM0FM	-	-	-
	1	A272162	1	COWL AS-SHOE						
		A272172	1	COWL AS-OCDB						
	2	A271029	1	PLATE						
	3	S0515263	8	BOLT						
	4	D917091	8	WASHER						
	5	S0511863	3	BLOT						
	6	D917093	3	WASHER						

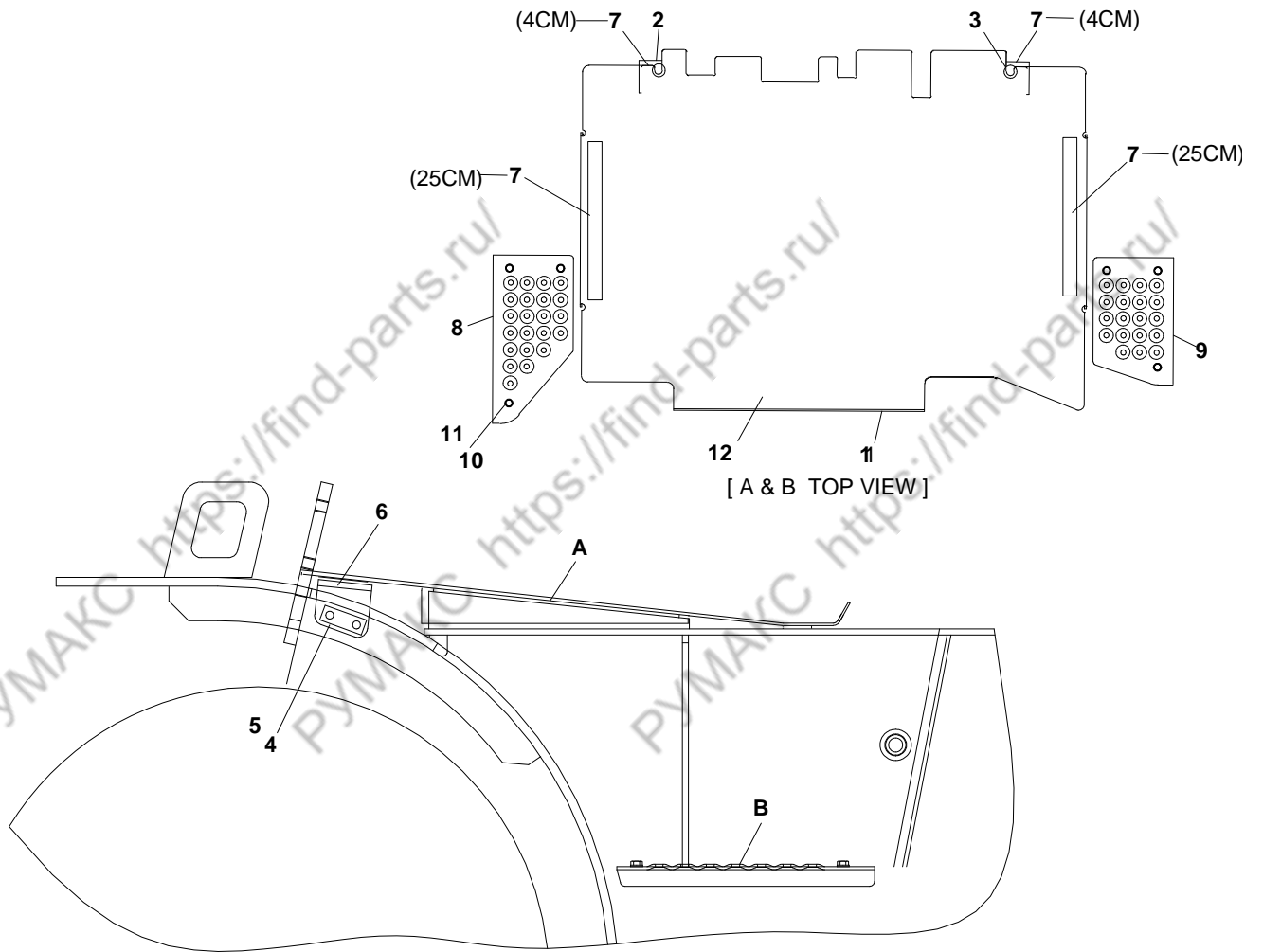


D15/18S2 D20SC2

FIG.10.02

A271762 GUARD GP - OVERHEAD

NOTE	ITEM NO.	PART NUMBER	QTY	DESCRIPTION	CHANGE CODE	START SERIAL NO.			
						EM0FL	EM0FM	-	-
	1	D917041	12	WASHER					
	2	D915032	2	SCREW-HEX WASHER					
	3	A111392	1	COVER-AIR INLET					
	4	A272149	1	LEG AS-REAR (LH)					
	5	A272150	1	LEG-REAR (RH)					
	6	A271720	1	GUARD AS OVERHEAD					
	7	S0515463	2	BOLT					
	8	S0515263	6	BOLT					
	9	S3450823	2	SCREW					
	10	S4016743	4	NUT					
	11	S5100203	2	WASHER SPRING					
	12	D700165	8	BUTTON-PLUG					
	13	A211825	1	BAR-GRAB					

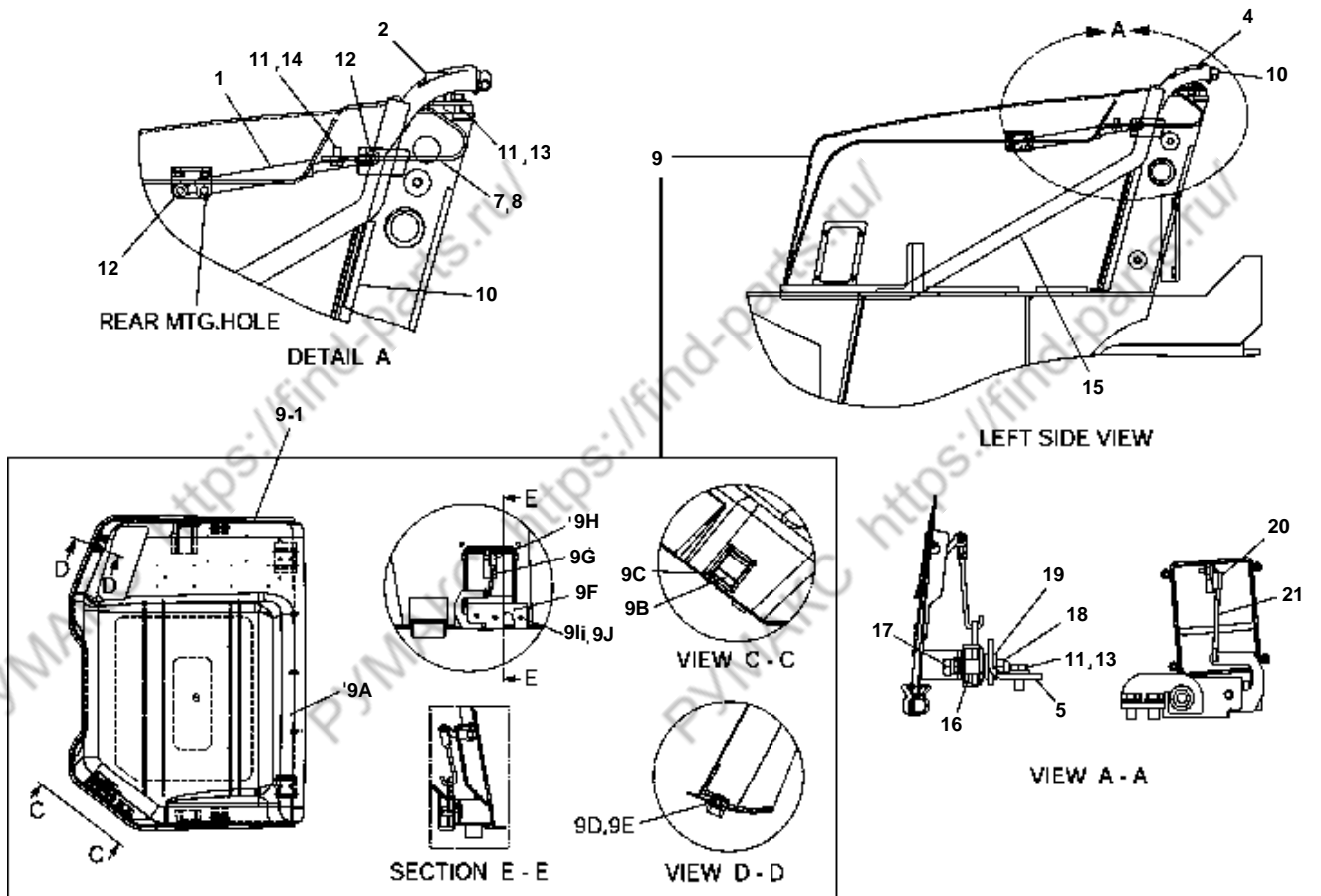


D15/18S2 D20SC2

FIG.10.03

A271434 FLOOR PLATE GP

NOTE	ITEM NO.	PART NUMBER	QTY	DESCRIPTION	CHANGE CODE	START SERIAL NO.				
						EM0FL	EM0FM	-	-	-
C	1	A271449	1	FLOOR PLATE AS	N					
		A272297	1	FLOOR PLATE AS						
	2	A271562	1	BRACKET (LH)						
	3	A271563	1	BRACKET (RH)						
	4	S0508663	4	BOLT						
	5	D917092	4	WASHER-HARD						
E	6	A211480	2	BOLT-KNOB						
	7	D700327	58	SEAL-CM						
	8	A271518	1	PLATE-STEP (RH)						
	9	A271519	1	PLATE-STEP (LH)						
	10	S0508463	6	BOTL						
	11	D917170	6	WASHER						
	12	A271451	1	FLOOR MAT						

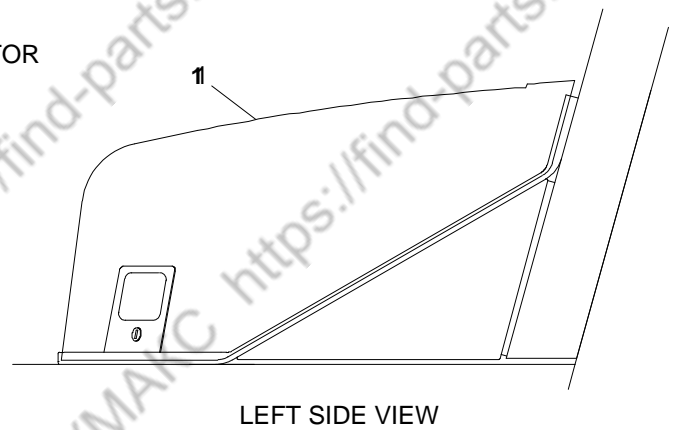
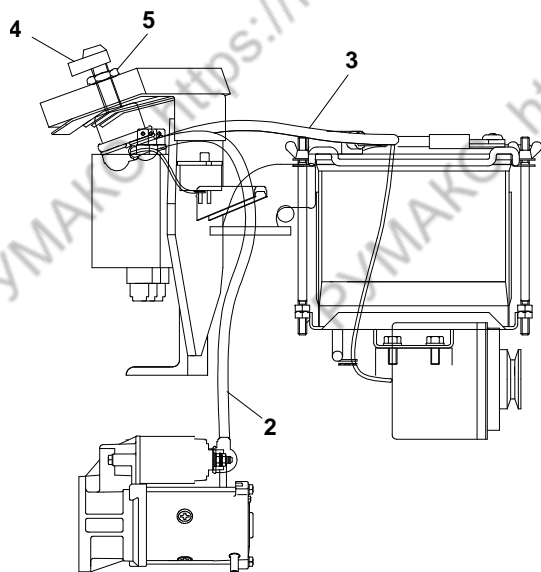
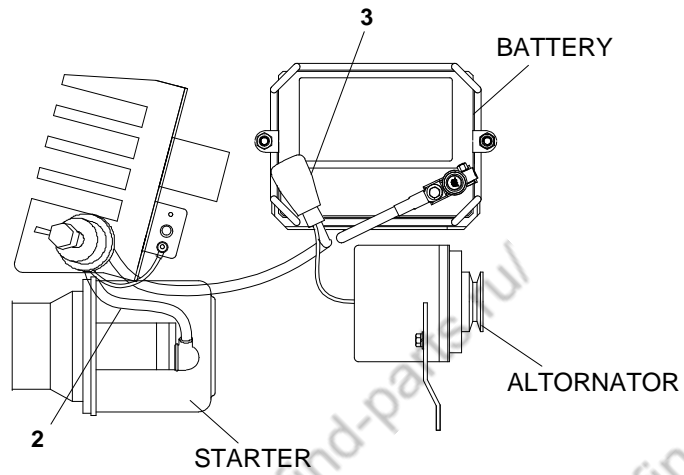


D15/18S2 D20SC2

FIG.10.04

A321174 HOOD GP

NOTE	ITEM NO.	PART NUMBER	QTY	DESCRIPTION	CHANGE CODE	START SERIAL NO.				
						EMOFL	EMOFM	-	-	-
	1	A211358	2	GAS SPRING AS						
	2	A211414	2	BOLT-KNOB						
	4	A221163	1	COVER-RADIATOR						
	5	A321163	1	BRACKET AS						
	7	A221314	1	HINGE AS-RH						
	8	A221315	1	HINGE AS-LH						
	9	A341190	1	HOOD AS						
	9A	A341191	1	- HOOD AS						
	9B	A341183	1	- HANDLE LATCH						
	9C	D919044	4	- RIVET						
	9D	D600268	2	- RUBBER MTG						
	9E	D600269	4	- RIVET						
	9F	A252632	1	- LATCH AS						
	9G	A341184	1	- ROD						
	9H	A251426	1	- CLIP						
	9I	S0504863	3	- BOLT						
	9J	D917170	3	- WASHER						
	9-1	A272145	1	INSULATION-HOOD-OPTION						
E	10	D410542	167	STRIP-BULK(CM)						
	11	D917093	10	WASHER						
	12	S4012543	2	NUT						
	13	S0511863	6	BOLT						
	14	S0512063	4	BOLT						
	15	A221718	1	SEAL-HOOD						
	16	A251406	1	SPACER						
	17	S0558763	1	BOLT						
	18	D913002	1	LOCKNUT						
	19	D917169	2	WASHER						
	20	A251426	1	CLIP-ROD END CLEVIS						
	21	A341184	1	ROD						

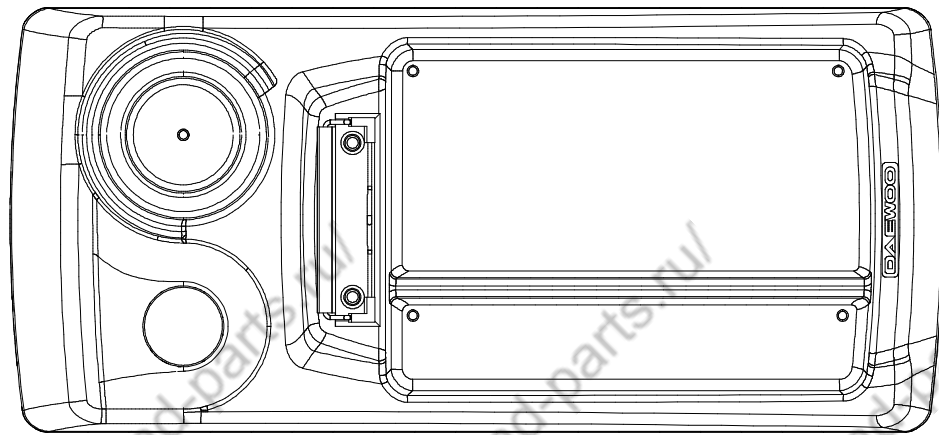


D15/18S2 D20SC2


FIG.10.05

A321170 CHANGE OVER AR. - FOR EU

NOTE	ITEM NO.	PART NUMBER	QTY	DESCRIPTION	CHANGE CODE	START SERIAL NO.				
						EMOFL	EMOFM	-	-	-
	1	A341244	1	HOOD AS(WITH KEY) - FOR EU						
		A221735	1	- KEY-HOOD						
		A341191	1	- HOOD AS(STL)						
		D600268	2	- RUBBER-MTG						
		D600269	4	- RIVET						
		D919044	4	- RIVET						
		A341243	1	- LATCH AS WITH KEY						
		A252632	1	- LATCH AS						
	..	A341184	1	- ROD	N					
C		A341285	1	- ROD						
	.	D910082	3	- BOLT	N					
C		S0504863	3	- BOLT						
		D917170	3	- WASHER-HARD						
		A251426	1	- CLIP						
	2	A224018	1	CABLE AS-SAFETY						
	3	A274059	1	CABLE AS-SAFETY						
	4	D700330	1	SWITCH AS-MASTER DISCONN						
	5	D913093	2	NUT						

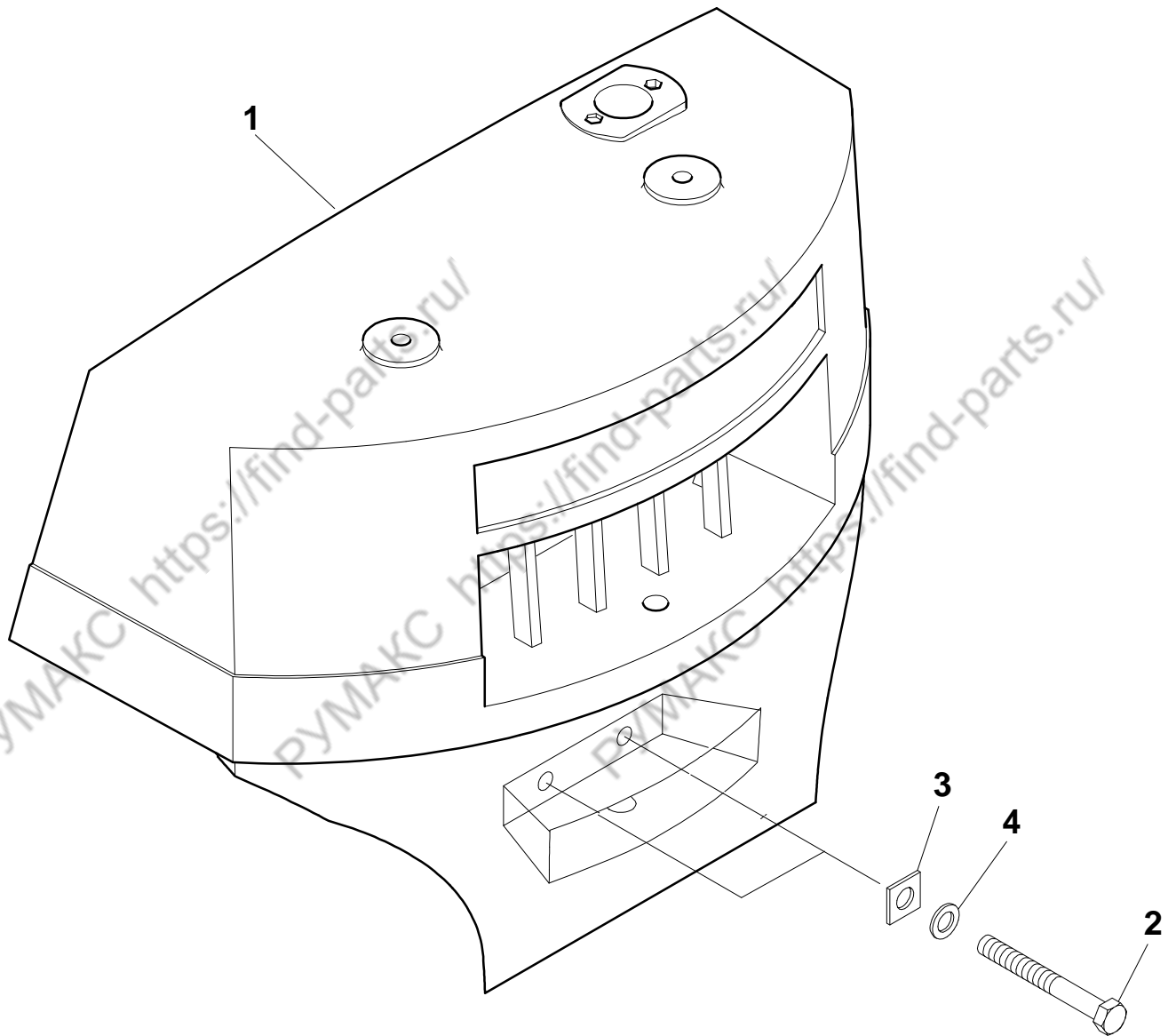


TOP VIEW



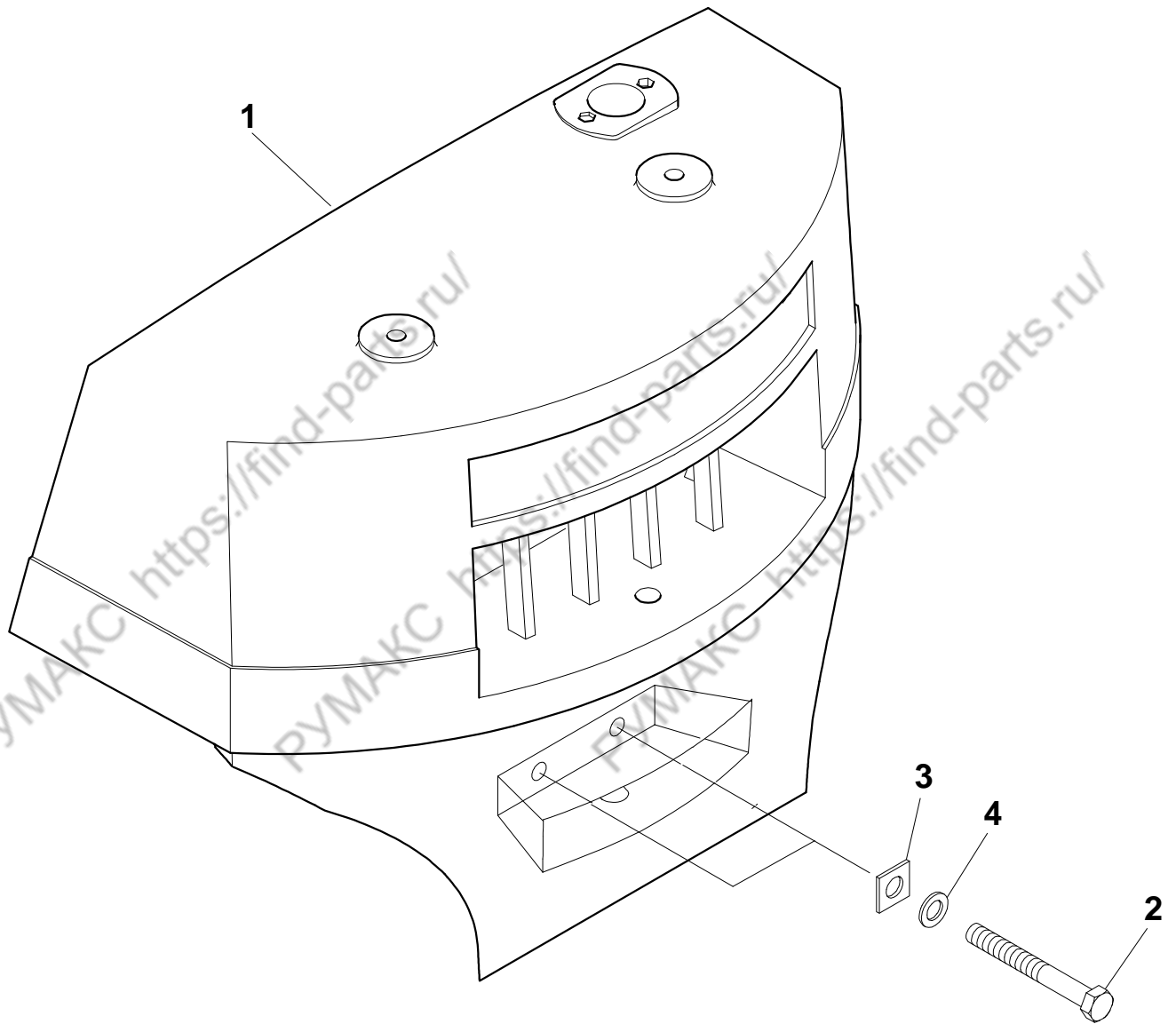
D15/18S2 D20SC2**FIG.10.06****A219269 3TRAY GP - OPTION**

NOTE	ITEM NO.	PART NUMBER	QTY	DESCRIPTION	CHANGE CODE	START SERIAL NO.				
						EM0FL	EM0FM	-	-	-
	1	A219264	1	TRAY AS						
	2	S3450853	4	SCREW						
	3	D917094	4	WASHER						



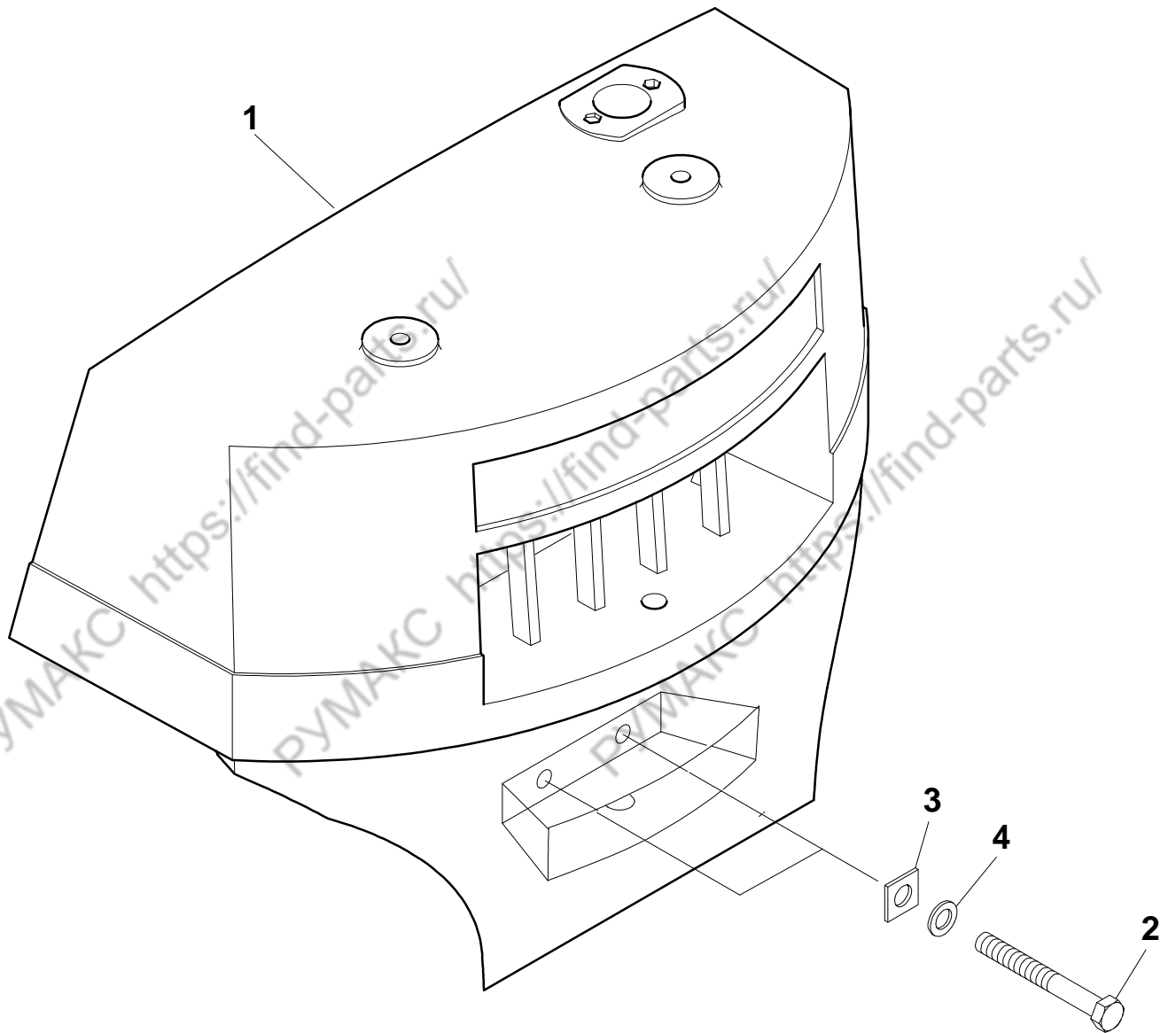
D15/18S2 D20SC2**FIG.10.07****A271413 CTWT GP - 1.5 TON**

NOTE	ITEM NO.	PART NUMBER	QTY	DESCRIPTION	CHANGE CODE	START SERIAL NO.			
						EM0FL	EM0FM	-	-
	1	A271417	1	COUNTERWEIGHT					
	2	S0575565	2	BOLT					
	3	D700191	2	PLATE					
	4	DS0401177	2	WASHER					



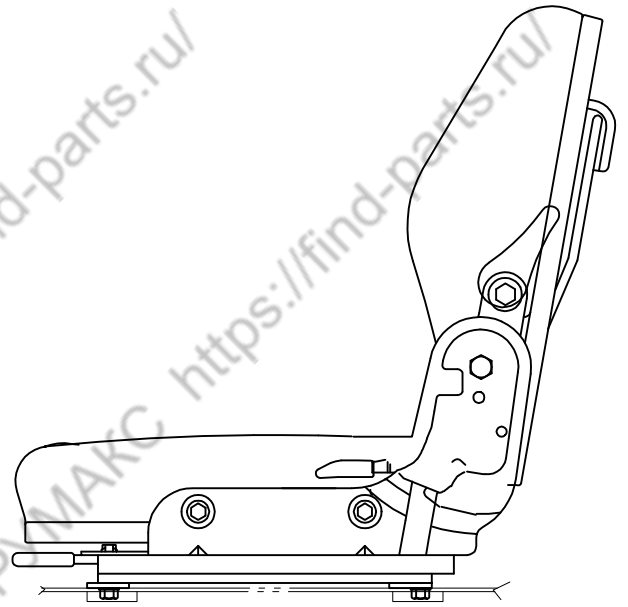
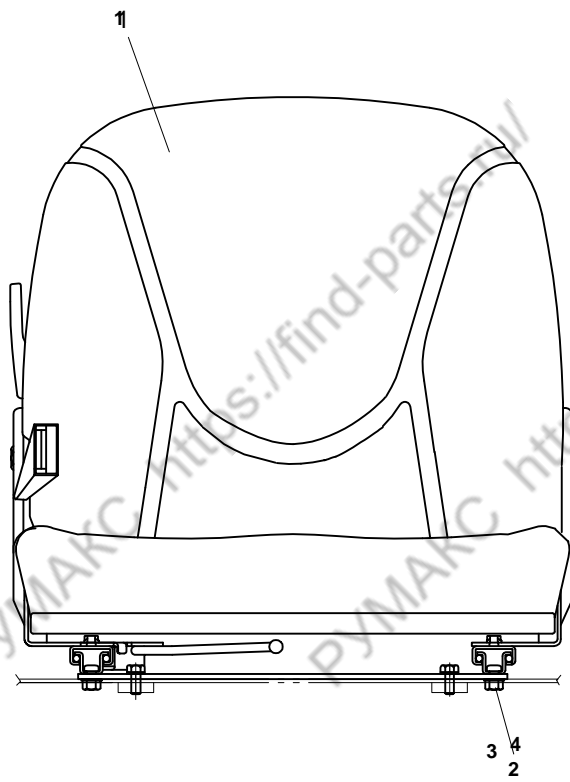
D15/18S2 D20SC2**FIG.10.08****A271414 CTWT GP - 1.8 TON**

NOTE	ITEM NO.	PART NUMBER	QTY	DESCRIPTION	CHANGE CODE	START SERIAL NO.			
						EM0FL	EM0FM	-	-
	1	A271418	1	COUNTERWEIGHT					
	2	S0575565	2	BOLT					
	3	D700191	2	PLATE					
	4	DS0401177	2	WASHER					



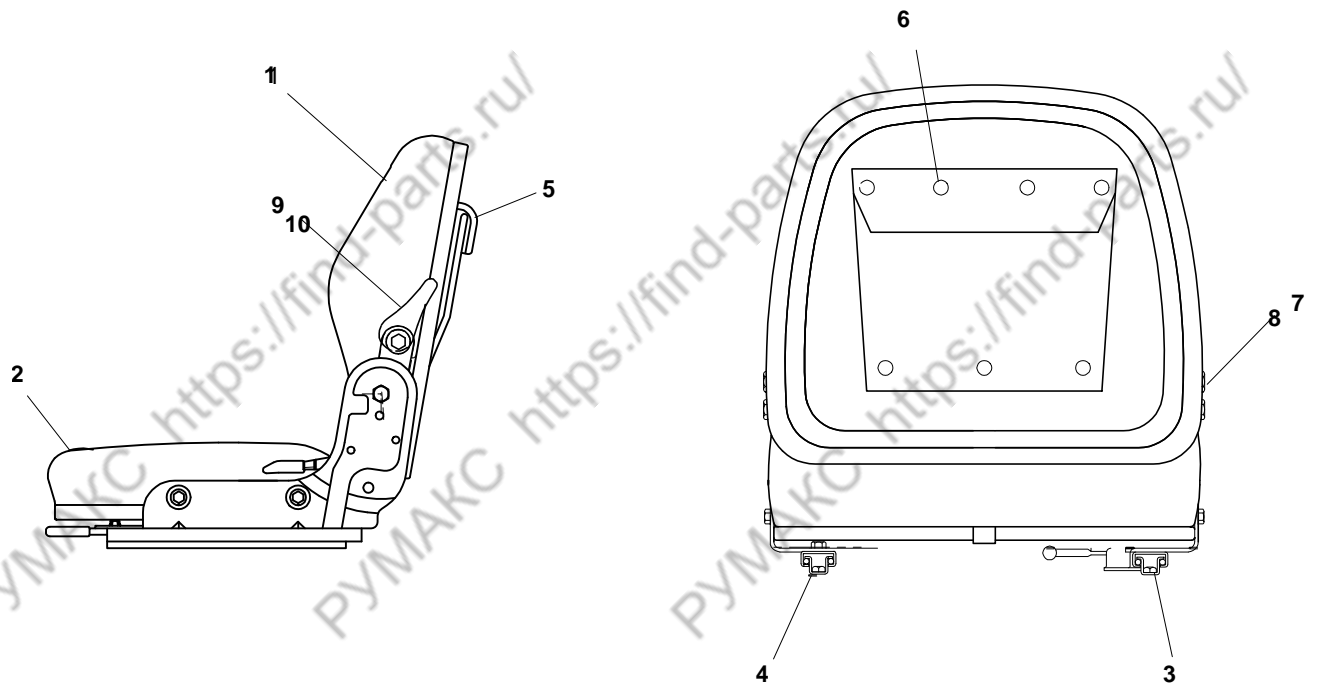
D15/18S2 D20SC2**FIG.10.09****A271415 CTWT GP - 2.0 TON**

NOTE	ITEM NO.	PART NUMBER	QTY	DESCRIPTION	CHANGE CODE	START SERIAL NO.			
						EM0FL	EM0FM	-	-
	1	A271419	1	COUNTERWEIGHT					
	2	S0575565	2	BOLT					
	3	D700191	2	PLATE					
	4	DS0401177	2	WASHER					



D15/18S2 D20SC2**FIG.11.01****D130849 SEAT GP(NON NACD) - VINYL**

NOTE	ITEM NO.	PART NUMBER	QTY	DESCRIPTION	CHANGE CODE	START SERIAL NO.				
						EM0FL	EM0FM	-	-	-
Y	1	A152097	1	SEAT ASS'Y						
	2	D910193	4	BOLT						
	3	D917092	4	WASHER						
	4	D913003	4	NUT-LOCK						

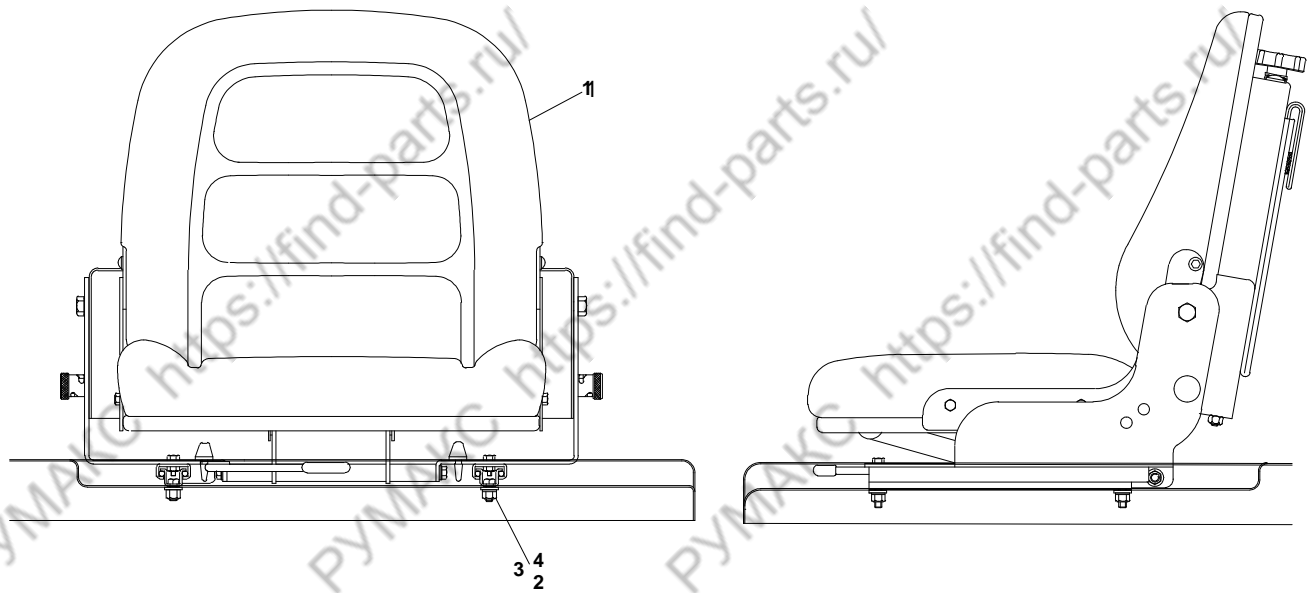


D15/18S2 D20SC2

FIG.11.02

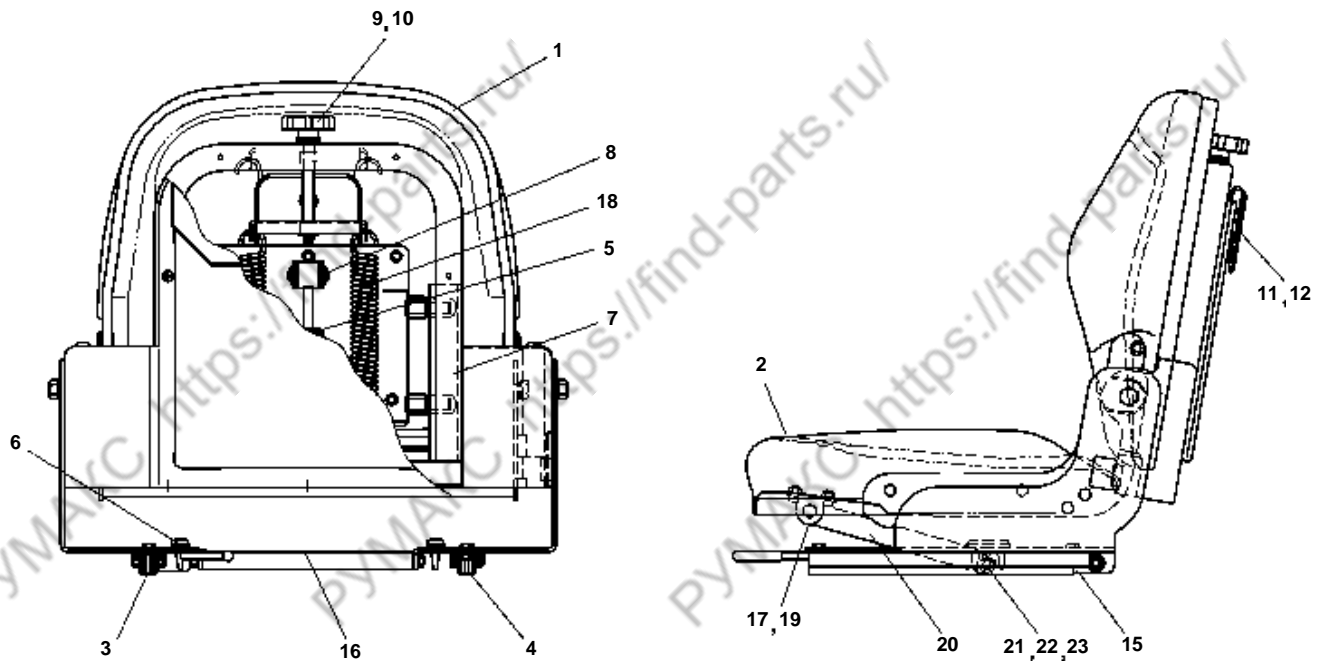
A152097 SEAT GP(NON NACD) - VINYL

NOTE	ITEM NO.	PART NUMBER	QTY	DESCRIPTION	CHANGE CODE	START SERIAL NO.			
						EMOFL	EMOFM	-	-
	1	A152195	1	BACKREST AS					
	2	A152194	1	CUSHION AS					
	3	D130842	1	GUIDE RAIL AS-R.H.					
	4	D130843	1	GUIDE RAIL AS-L.H.					
	5	D130846	1	POCKET AS					
	6	D130847	7	PLASTIC RIVET					
	7	D131009	1	BOLT					
	8	D131010	2	NUT					
	9	A152113	1	LEVER LUMBAR SUPPORT					
	10	S3450833	1	SCREW					



D15/18S2 D20SC2**D131033 SEAT GP - SUSPENSION(NON NACD) - VINYL****FIG.11.03**

NOTE	ITEM NO.	PART NUMBER	QTY	DESCRIPTION	CHANGE CODE	START SERIAL NO.				
						EM0FL	EM0FM	-	-	-
Y	1	A151764	1	SEAT ASS'Y						
	2	D910193	4	BOLT						
	3	D917092	4	WASHER						
	4	D913003	4	NUT-LOCK						

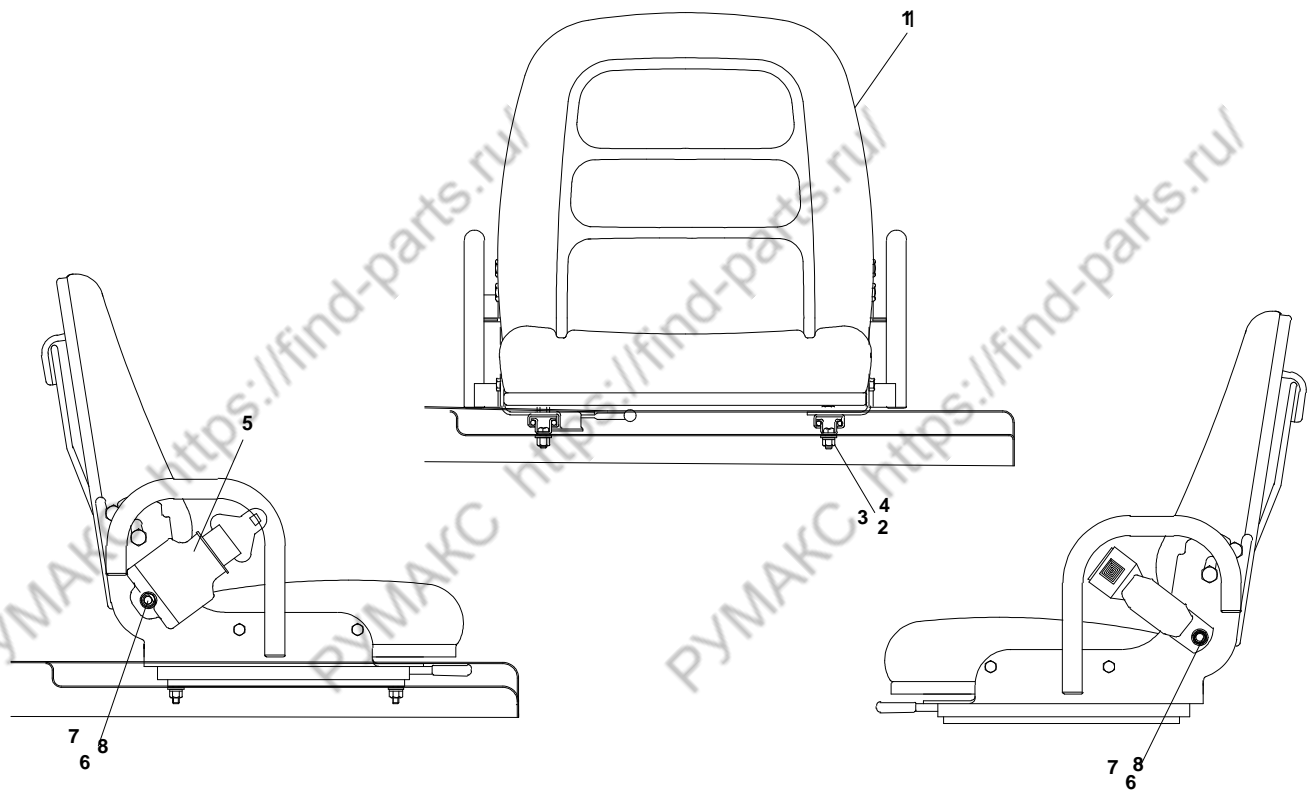


D15/18S2 D20SC2

FIG.11.04

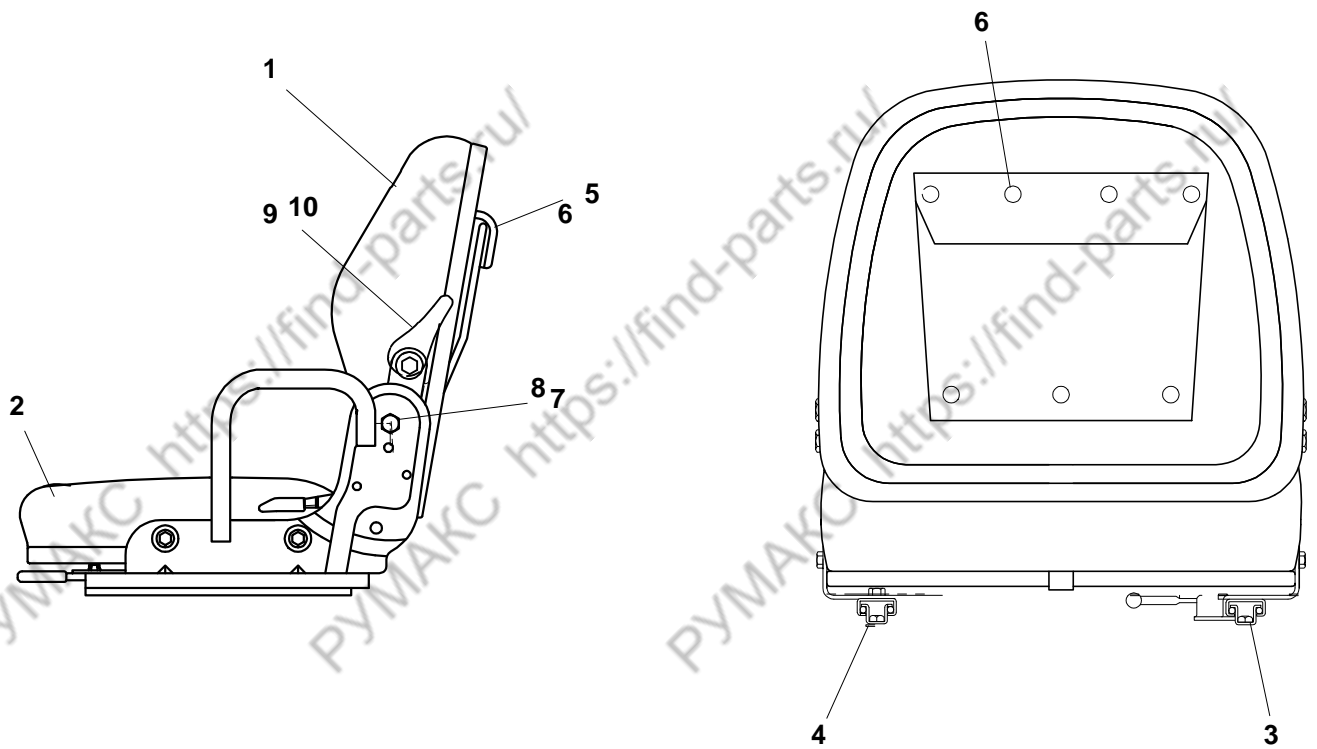
A151764 SEAT GP - SUSPENSION(NON NACD) - VINYL

NOTE	ITEM NO.	PART NUMBER	QTY	DESCRIPTION	CHANGE CODE	START SERIAL NO.				
						EM0FL	EM0FM	-	-	-
	1	A152193	1	BACKREST PAD AS						
	2	A152192	1	CUSHION PAD AS						
	3	A151855	1	RAIL-GUIDE AS-R.H.						
	4	D130843	1	RAIL-GUIDE AS-L.H.						
	5	A151856	1	DAMPER						
	6	A151857	2	SHOCK ABSORBER						
	7	A151858	4	ROLLER						
	8	A151859	4	BUSHING						
	9	A151860	1	CAP-ADJUST KNOB						
	10	A151861	1	KNOB-ADJUST						
	11	D130846	1	POCKET AS						
	12	D130847	7	RIVET-PLASTIC						
	15	A152179	1	SUPPORT BAR						
	16	A152198	1	LINK BRACKET						
	17	A152262	2	BUSH						
	18	A152046	2	SPRING						
	19	A152376	2	BOLT-HINGE						
	20	A152405	1	LINK AS						
	21	A158131	2	BUSH						
	22	A158132	2	WASHER						
	23	A158133	2	LOCK NUT						



D15/18S2 D20SC2**FIG.11.05****D130848 SEAT GP (NACD) - W/RETRACTABLE BELT**

NOTE	ITEM NO.	PART NUMBER	QTY	DESCRIPTION	CHANGE CODE	START SERIAL NO.				
						EM0FL	EM0FM	-	-	-
Y	1	A152098	1	SEAT GP						
	2	D910193	4	BOLT						
	3	D917092	4	WASHER						
	4	D913003	4	NUT-LOCK						
	5	D700000	1	RESTRAINT GP						
	6	D913010	2	LOCK-NUT						
	7	S0515063	2	BOLT						
	8	D917091	2	WASHER						

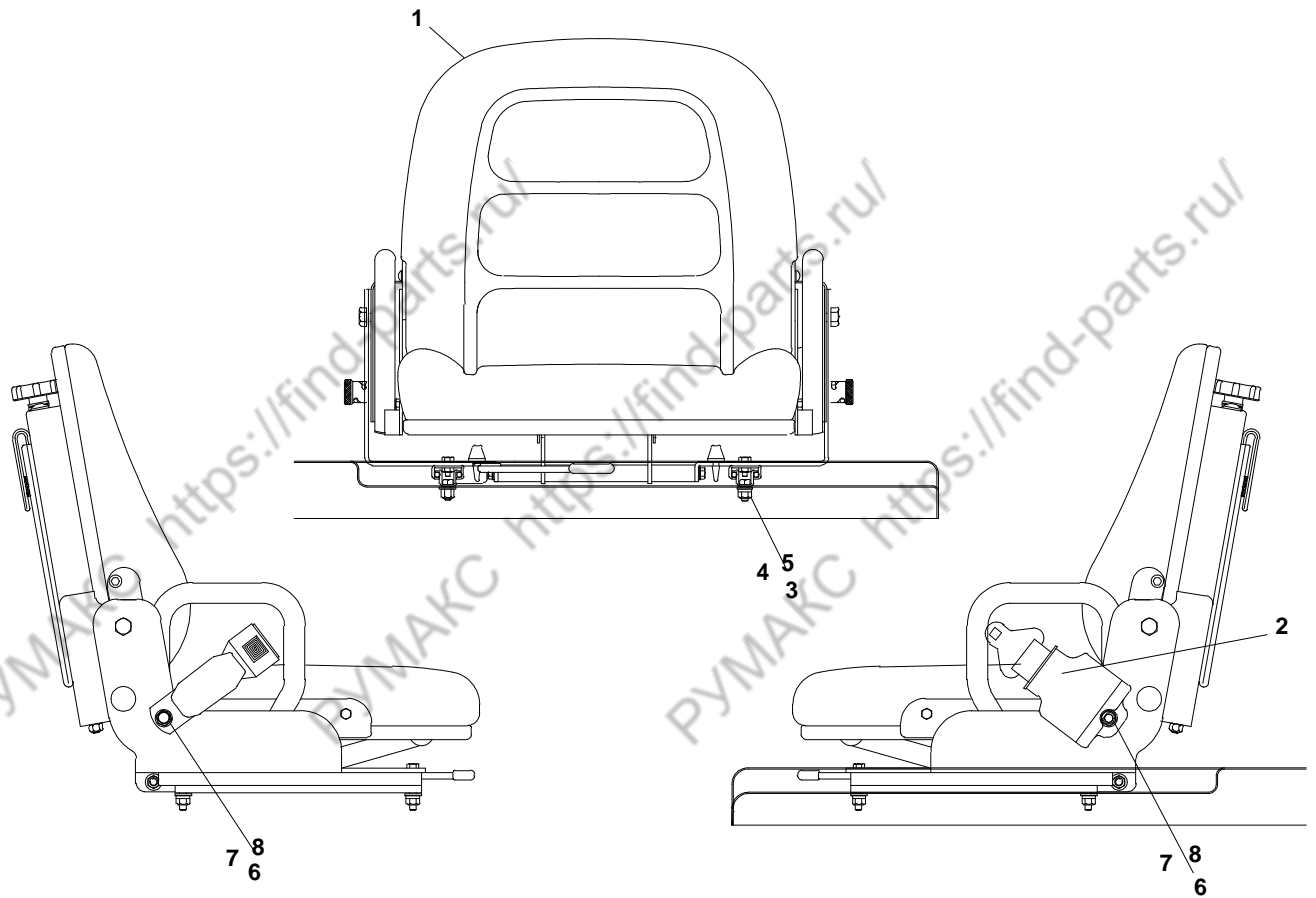


D15/18S2 D20SC2

FIG.11.06

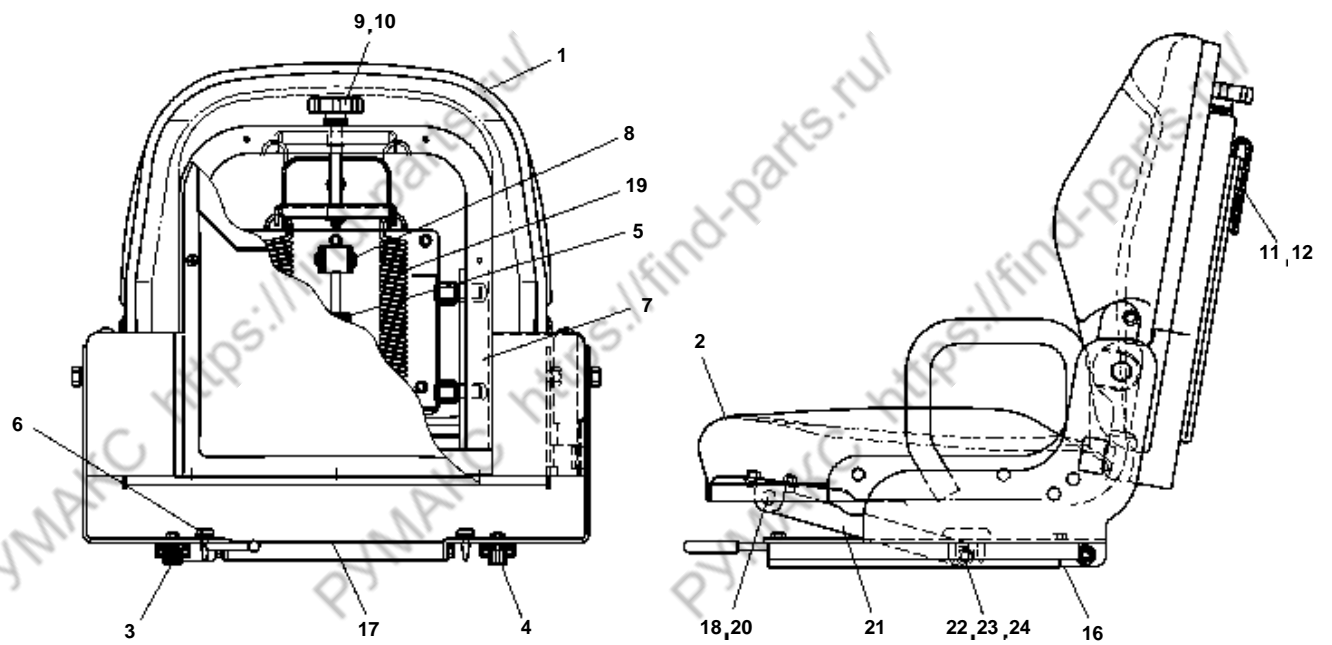
A152098 SEAT GP(NACD) - VINYL

NOTE	ITEM NO.	PART NUMBER	QTY	DESCRIPTION	CHANGE CODE	START SERIAL NO.			
						EMOFL	EMOFM	-	-
	1	A152195	1	BACKREST PAD AS					
	2	A152194	1	CUSHION PAD AS					
	3	D130842	1	RAIL-GUIDE AS-R.H.					
	4	D130843	1	RAIL-GUIDE AS-L.H.					
	5	D130846	1	POCKET AS					
	6	D130847	7	PLASTIC RIVET					
	7	D131009	1	BOLT					
	8	D131010	2	NUT					
	9	A152113	1	LEVER LUMBAR SUPPORT					
	10	S3450833	1	SCREW					



D15/18S2 D20SC2**FIG.11.07****D131032 SEAT GP(NACD) - W/RETRACTABLE BELT**

NOTE	ITEM NO.	PART NUMBER	QTY	DESCRIPTION	CHANGE CODE	START SERIAL NO.			
						EM0FL	EM0FM	-	-
Y	1	A151762	1	SEAT AS-SUSPENSION					
	2	D700000	1	RESTRAINT GP					
	3	D910193	4	BOLT					
	4	D917092	4	WASHER					
	5	D913003	4	NUT-LOCK					
	6	D913010	2	NUT-LOCK					
	7	S0515063	2	BOLT					
	8	D917091	2	WASHER					

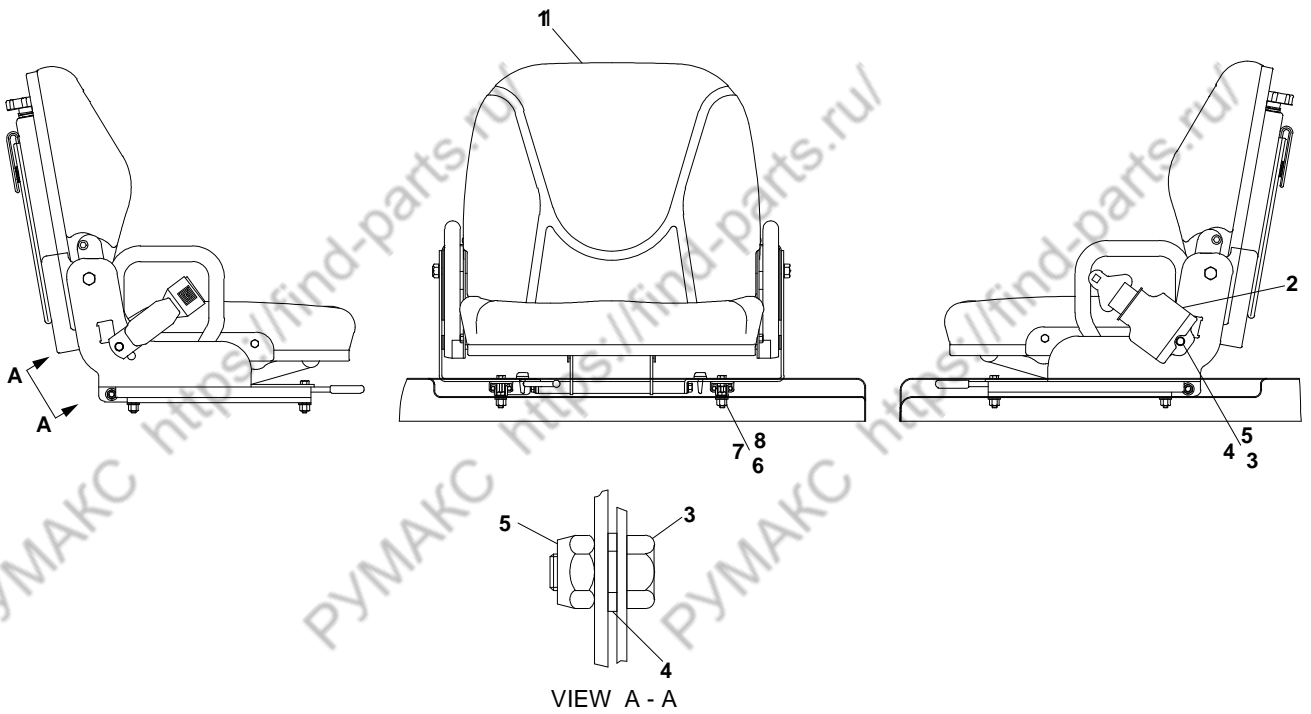


D15/18S2 D20SC2

FIG.11.08

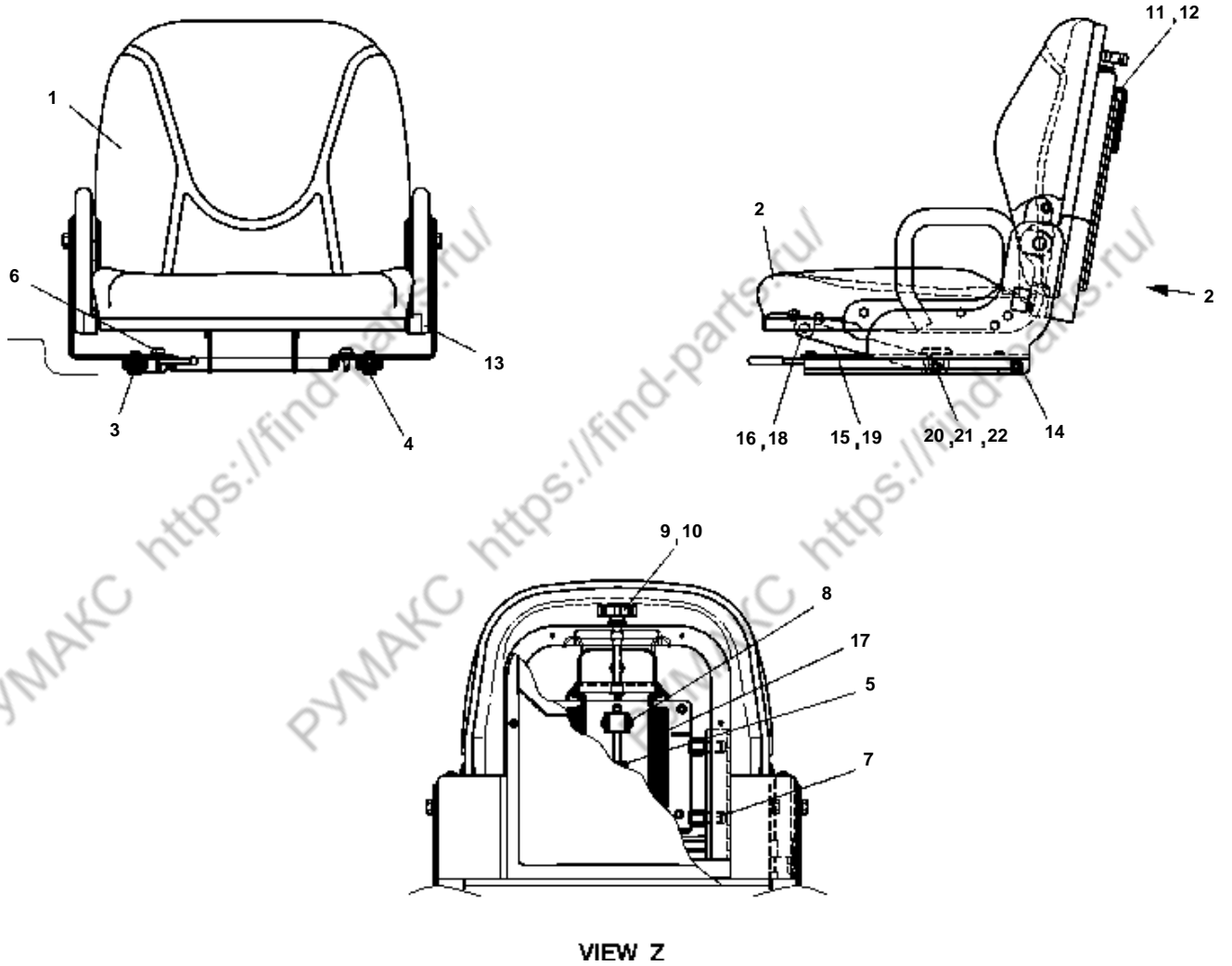
A151762 SEAT GP - SUSPENSION(NACD) - VINYL

NOTE	ITEM NO.	PART NUMBER	QTY	DESCRIPTION	CHANGE CODE	START SERIAL NO.				
						EM0FL	EM0FM	-	-	-
	1	A152193	1	BACKREST PAD AS						
	2	A152192	1	CUSHION PAD AS						
	3	A151855	1	RAIL-GUIDE AS-R.H.						
	4	D130843	1	RAIL-GUIDE AS-L.H.						
	5	A151856	1	DAMPER						
	6	A151857	2	SHOCK ABSORBER						
	7	A151858	4	ROLLER						
	8	A151859	4	BUSHING						
	9	A151860	1	CAP-ADJUST KNOB						
	10	A151861	1	KNOB-ADJUST						
	11	D130846	1	POCKET AS						
	12	D130847	7	RIVET-PLASTIC						
	16	A152179	1	SUPPORT BAR						
	17	A152198	1	LINK BRACKET						
	18	A152262	2	BUSH						
	19	A152046	2	SPRING						
	20	A152376	2	BOLT-HINGE						
	21	A152405	1	LINK AS						
	22	A158131	2	BUSH						
	23	A158132	2	WASHER						
	24	A158133	2	LOCK NUT						



D15/18S2 D20SC2**FIG.11.09****D131218 SEAT GP - SUSPENSION(NACD) - CLOTH**

NOTE	ITEM NO.	PART NUMBER	QTY	DESCRIPTION	CHANGE CODE	START SERIAL NO.				
						EM0FL	EM0FM	-	-	-
Y	1	D131219	1	SUSPENSION SEAT AS-CLOTH						
	2	D700000	1	RESTRAINT GP						
	3	S0515063	2	BOLT						
	4	D917091	2	WASHER						
	5	D913010	2	NUT-LOCK						
	6	D910193	4	BOLT						
	7	D917092	4	WASHER						
	8	D913003	4	NUT-LOCK						

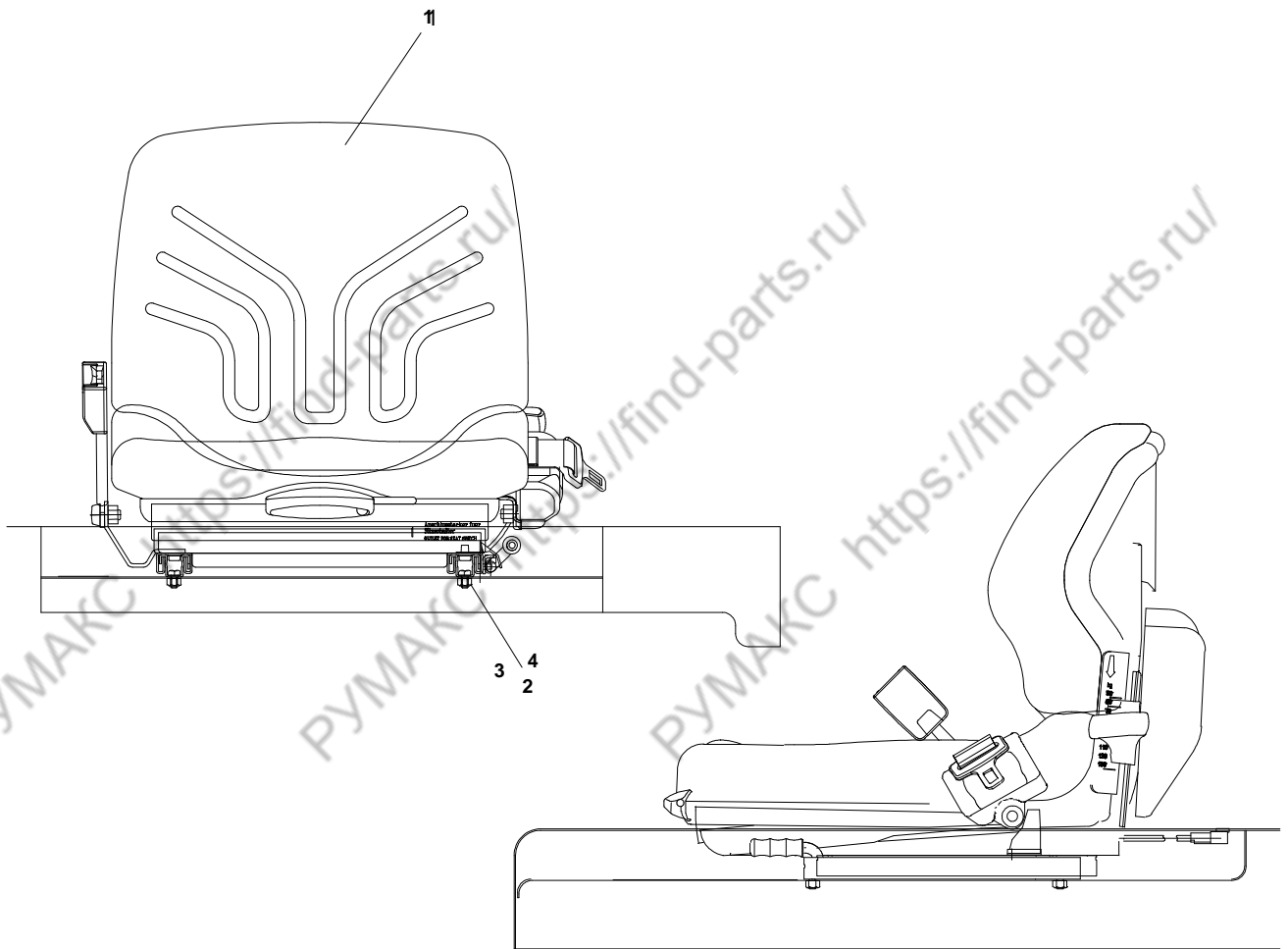


D15/18S2 D20SC2

FIG.11.10

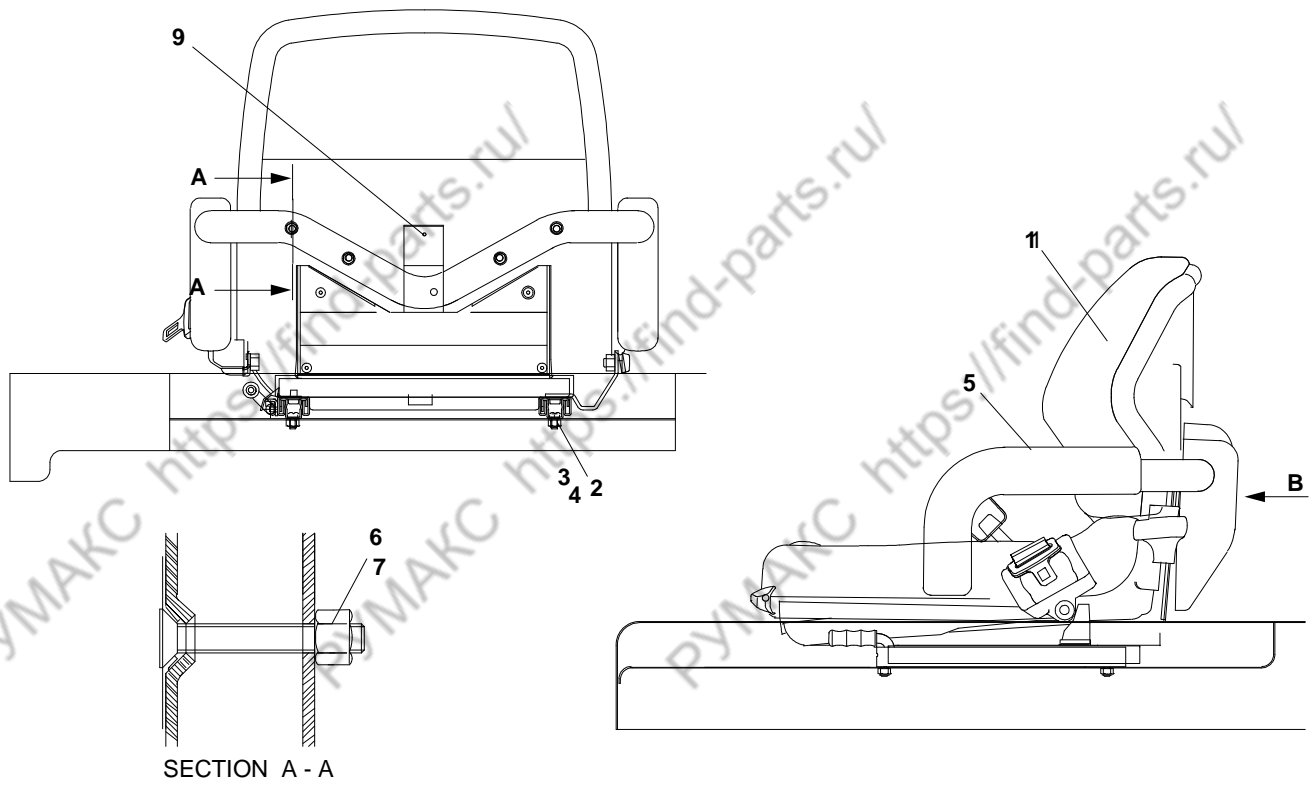
D131219 SEAT GP - SUSPENSION(NACD) - CLOTH

NOTE	ITEM NO.	PART NUMBER	QTY	DESCRIPTION	CHANGE CODE	START SERIAL NO.				
						EM0FL	EM0FM	-	-	-
	1	A152197	1	BACKREST PAD AS						
	2	A152196	1	CUSHION PAD AS						
	3	A151855	1	RAIL-GUIDE AS-R.H.						
	4	D130843	1	RAIL-GUIDE AS-L.H.						
	5	A151856	1	DAMPER						
	6	A151857	2	SHOCK ABSORBER						
	7	A151858	4	ROLLER						
	8	A151859	4	BUSHING						
	9	A151860	1	CAP-ADJUST KNOB						
	10	A151861	1	KNOB-ADJUST						
	11	D130846	1	POCKET AS						
	12	D130847	7	RIVET-PLASTIC						
	13	A151862	4	CAP						
	14	A152179	1	SUPPORT BAR						
	15	A152198	1	LINK BRACKET						
	16	A152262	2	BUSH						
	17	A152046	2	SPRING						
	18	A152376	2	BOLT-HINGE						
	19	A152405	1	LINK AS						
	20	A158131	2	BUSH						
	21	A158132	2	WASHER						
	22	A158133	2	LOCK NUT						



D15/18S2 D20SC2**FIG.11.11****A219282 SEAT GP - OPTION**

NOTE	ITEM NO.	PART NUMBER	QTY	DESCRIPTION	CHANGE CODE	START SERIAL NO.				
						EMOFL	EMOFM	-	-	-
	1	A241275	1	SEAT AS-SUSPENSION						
	2	D910193	4	BOLT						
	3	D917092	4	WASHER						
	4	D913003	4	NUT-LOCK						

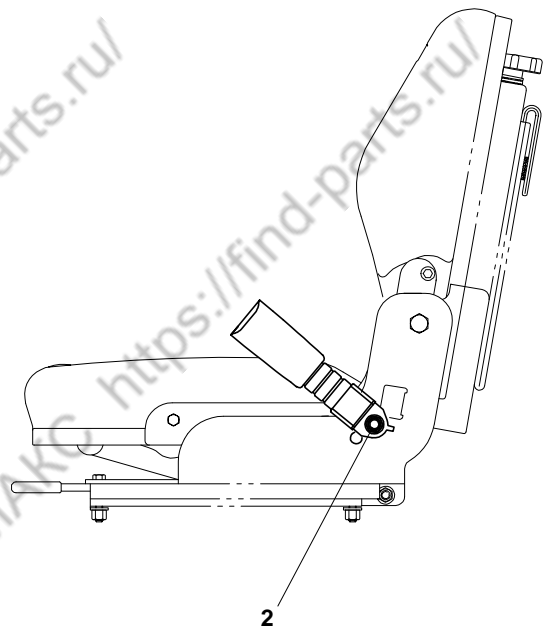
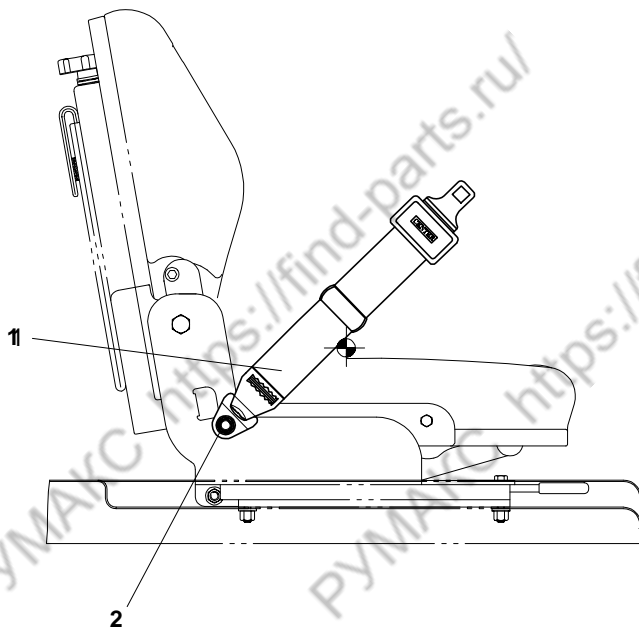


D15/18S2 D20SC2

FIG.11.111

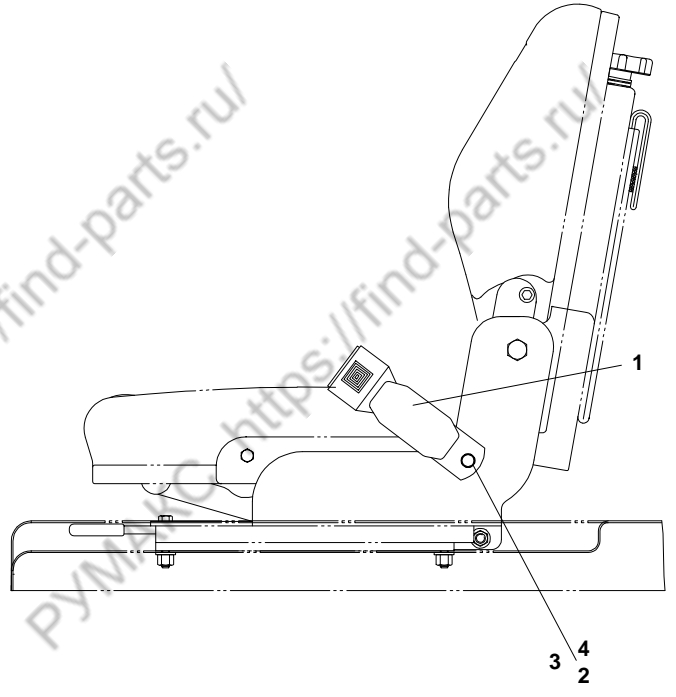
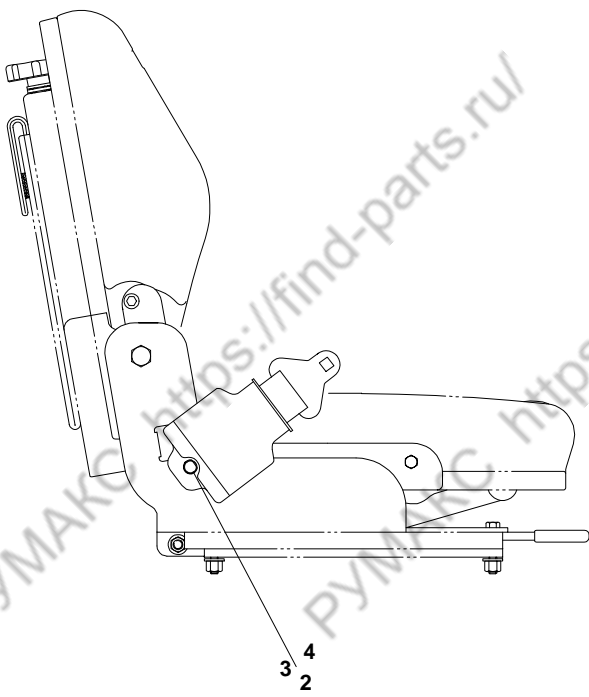
A219281 SEAT GP(NACD) - OPTION

NOTE	ITEM NO.	PART NUMBER	QTY	DESCRIPTION	CHANGE CODE	START SERIAL NO.				
						EM0FL	EM0FM	-	-	-
	1	A241275	1	SEAT ASS'Y-SUSPENSION						
	2	D910193	4	BOLT						
	3	D917092	4	WASHER						
	4	D913003	4	NUT-LOCK						
	5	A241288	1	RESTRAINT ASS'Y						
	6	D910356	5	BOLT						
	7	S4012533	5	NUT						
	9	D919032	1	RIVET						



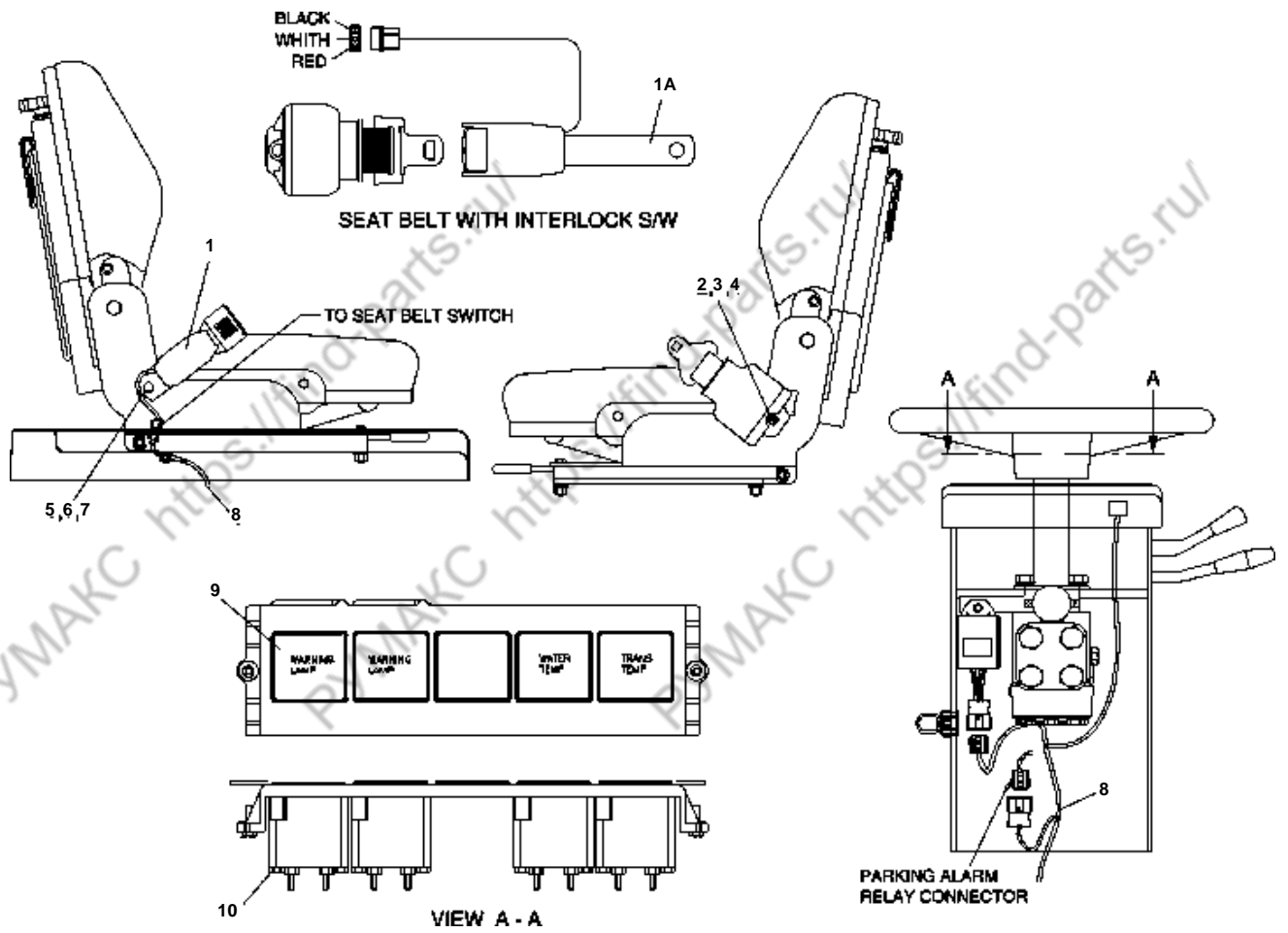
D15/18S2 D20SC2**FIG.11.12****A212041 SEAT BELT GP(OPTION)**

NOTE	ITEM NO.	PART NUMBER	QTY	DESCRIPTION	CHANGE CODE	START SERIAL NO.				
						EM0FL	EM0FM	-	-	-
	1	A152345	1	RESTRAINT GP						
	2	D913106	2	NUT-LOCK						



D15/18S2 D20SC2**FIG.11.121****A152425 SEAT BELT GP - RETRACTABLE(OPTION)**

NOTE	ITEM NO.	PART NUMBER	QTY	DESCRIPTION	CHANGE CODE	START SERIAL NO.				
						EM0FL	EM0FM	-	-	-
	1	D700000	1	RESTRAINT GP						
	2	S0515063	2	BOLT						
	3	D917091	2	WASHER						
	4	D913010	2	LOCK - NUT						

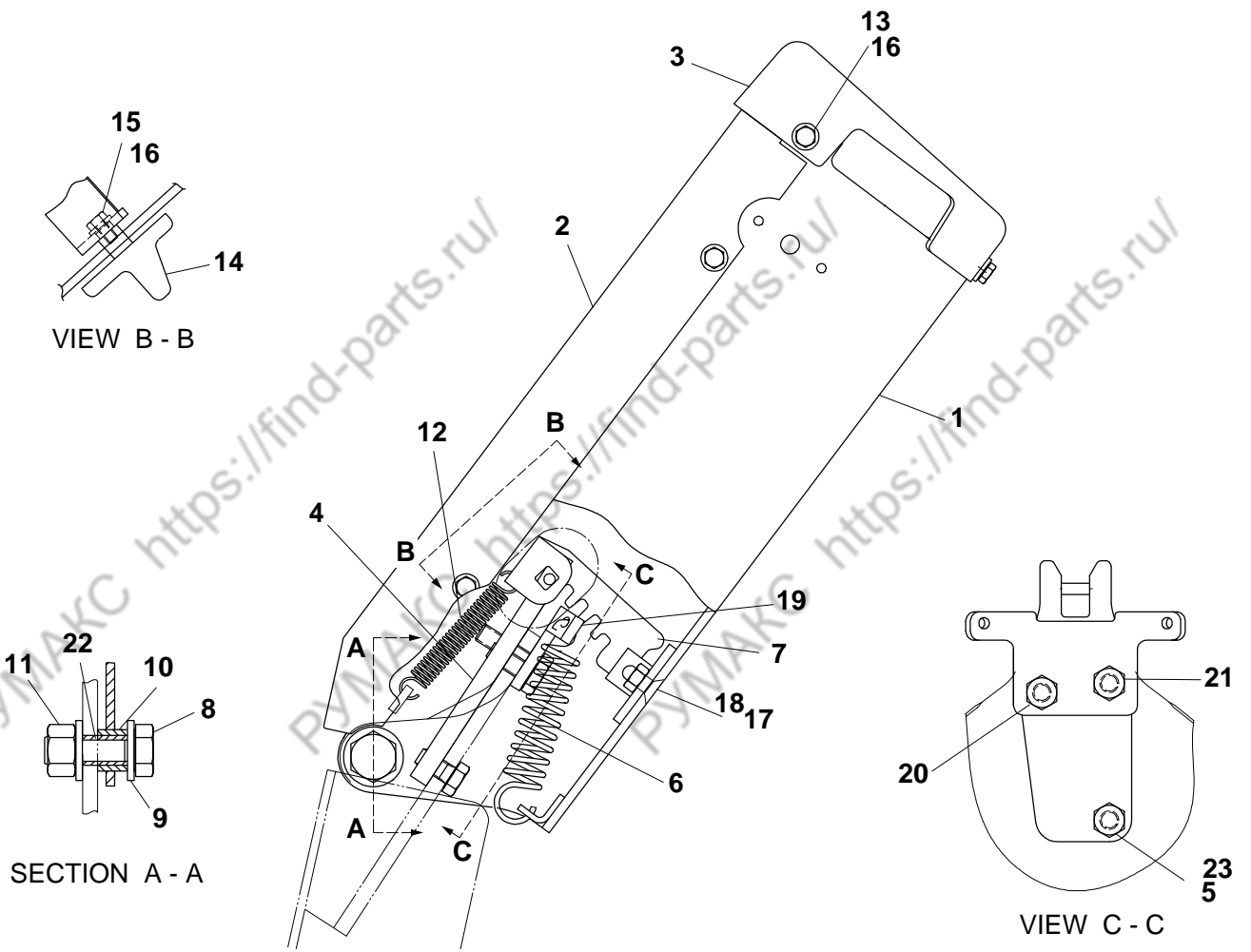


D15/18S2 D20SC2

FIG.11.122

A331400 SEAT BELT GP - FOR ALARM

NOTE	ITEM NO.	PART NUMBER	QTY	DESCRIPTION	CHANGE CODE	START SERIAL NO.				
						EMOFL	EMOFM	-	-	-
	1	A174706	1	SEAT BELT AS						
	1A	D820687	1	- SEAT BELT SWITCH						
	2	S0515063	1	BOLT						
	3	D917091	1	WASHER						
	4	D913010	1	NUT-LOCK						
	5	S0512063	1	BOLT						
	6	D917209	1	WASHER						
	7	D913002	1	NUT-LOCK						
	8	A334067	1	LAMP AS-WARNING						
	9	A334066	1	LAMP AS-WARNING						
	10	D915038	2	SCREW						

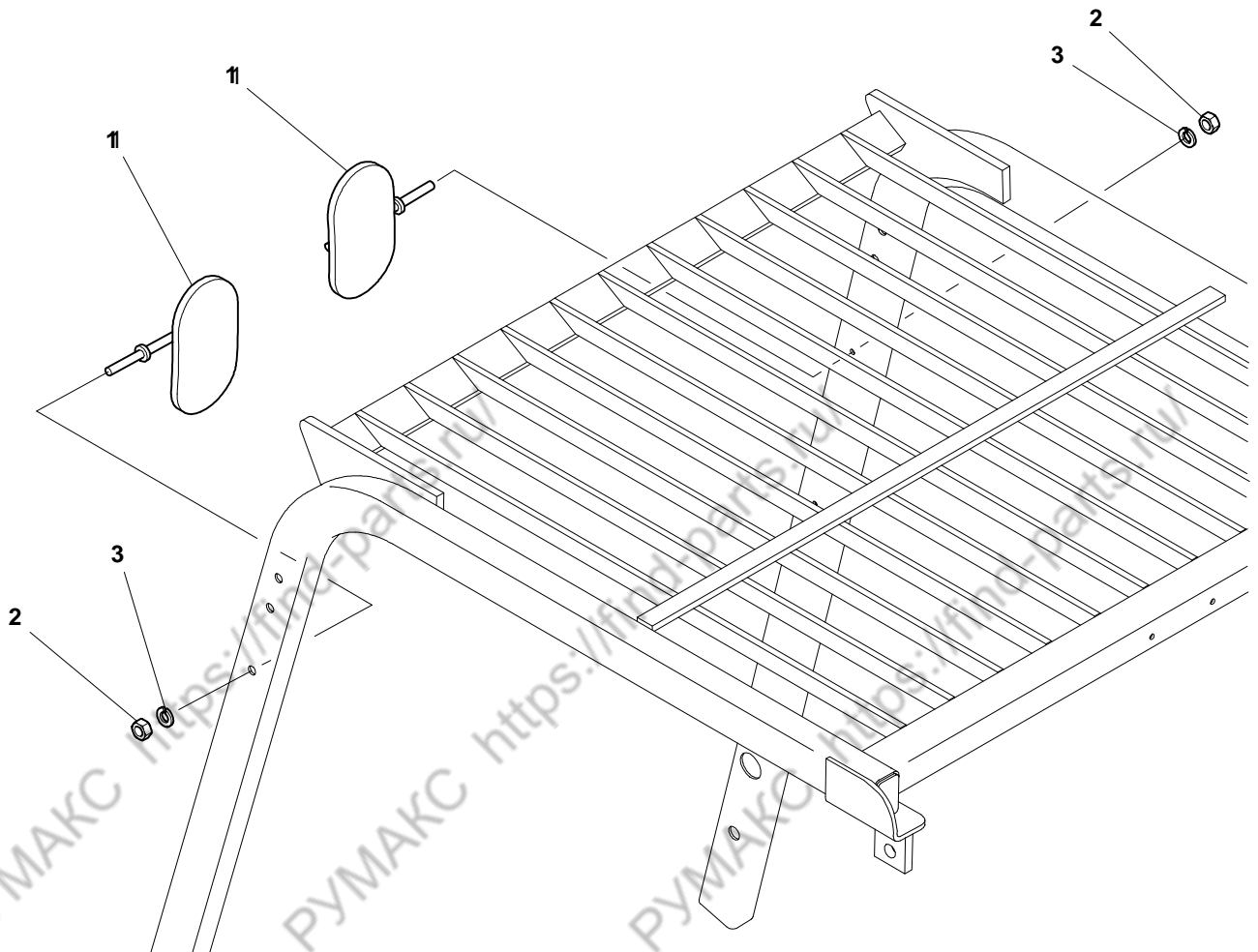


D15/18S2 D20SC2

FIG.11.13

A211884 CONSOLE GP

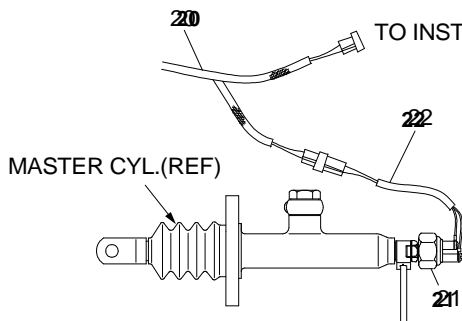
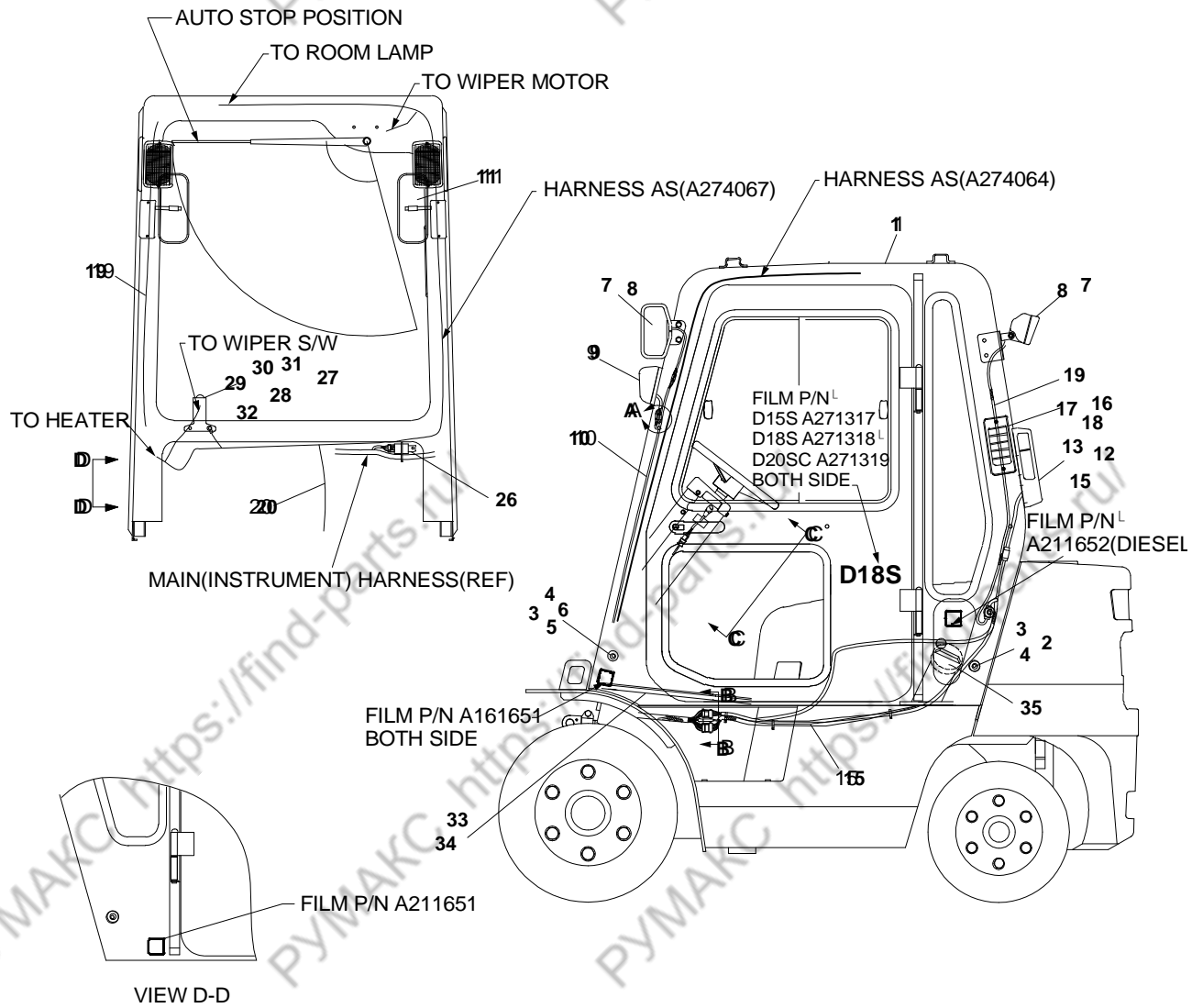
NOTE	ITEM NO.	PART NUMBER	QTY	DESCRIPTION	CHANGE CODE	START SERIAL NO.				
						EM0FL	EM0FM	-	-	-
	1	A212511	1	SUPPORT AS						
	2	D700588	1	COVER(FRONT)						
	3	D700164	1	COVER						
	4	A219769	1	PLATE AS						
	5	S0511863	1	BOLT						
	6	A152119	2	SPRING						
	7	D150936	1	RACK AS						
	8	S0560663	2	BOLT						
	9	D917041	4	WASHER						
	10	D151099	2	RUBBER						
	11	D913010	2	NUT						
	12	A152121	1	SPRING						
	13	S0504463	7	BOLT						
	14	A152134	1	HANDLE						
	15	S0504563	1	BOLT						
	16	D917094	8	WASHER						
	17	D915031	2	SCREW						
	18	D913081	2	NUT						
	19	A211882	1	ANCHOR						
	20	S0512063	1	BOLT						
	21	S0512363	1	BOLT						
	22	D700758	4	BUSHING						
	23	D917024	1	WASHER-LOCK						



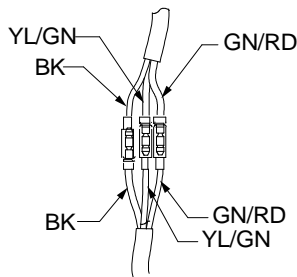
D15/18S2 D20SC2**FIG.11.14****D130100 BACK MIRROR GP - OPTION**

NOTE	ITEM NO.	PART NUMBER	QTY	DESCRIPTION	CHANGE CODE	START SERIAL NO.				
						EM0FL	EM0FM	-	-	-
	1	D130101	2	BACK MIRROR AS						
	2	S4006643	2	NUT						
	3	S5102603	2	WASHER , SPRING						

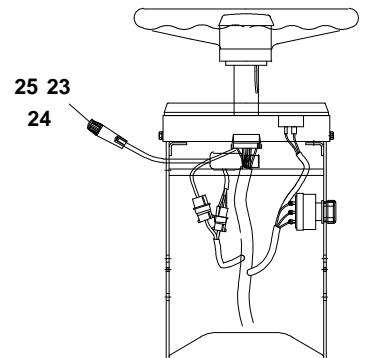
D15/18S2 D20SC2(SB1058/TIREII) PARTS BOOK(FL/FM)



VIEW B-B



DETAIL A



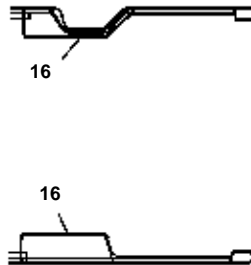
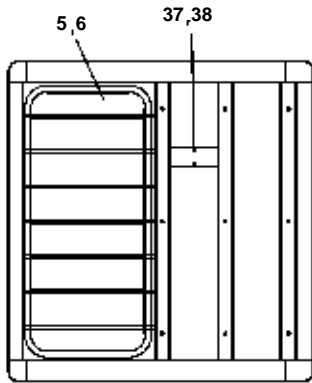
VIEW C - C

D15/18S2 D20SC2

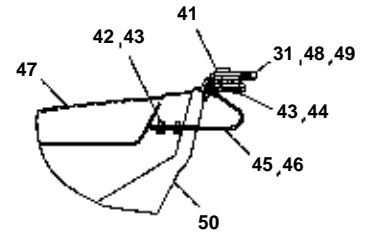
FIG.11.15

A321169 CH/OV AR - CABIN (W/O SOUND SUPPRESSION)

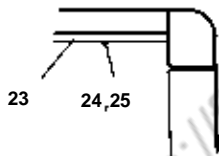
NOTE	ITEM NO.	PART NUMBER	QTY	DESCRIPTION	CHANGE CODE	START SERIAL NO.				
						EMOFL	EMOFM	-	-	-
Y	1	A272001	1	CABIN AS						
	2	S0515363	4	BOLT						
	3	D917041	8	WASHER-HARD						
	4	D700165	6	PLUG						
	5	S0515563	2	BOLT						
	6	S4016743	2	NUT						
	7	D147626	3	LAMP AS						
		D147669	1	- BULB						
	8	S994010H	3	GROMMET						
	9	D546105	2	LAMP AS-FRONT COMB						
		S866123H	1	- BULB						
	10	D546159	2	HARNESS AS-LIGHT						
	11	D131047	2	MIRROR AS						
	12	D546107	2	LAMP AS-REAR COMB						
		S863110H	1	- BULB-10W						
		S864123H	1	- BULB-23W						
		S866123H	1	- BULB-13/8W						
	13	D167628	2	BRACKET AS-GUARD						
	14	D915032	4	SCREW						
	15	A324012	1	HARNESS AS						
	16	A111392	1	COVER-AIR INLET						
	17	S3450823	2	SCREW						
	18	S5100203	2	WASHER-SPRING						
	19	A214017	1	HARNESS AS						
	20	A324014	1	HARNESS AS-CABIN						
	21	D546136	1	SWITCH AS						
	22	D152037	1	HARNESS AS						
	23	D287671	1	TURN SIGNAL SW						
	24	D147604	1	BRACKET						
	25	S3450573	2	SCREW						
	26	D546113	1	FLASHER UNIT						
	27	A272027	1	PLATE						
	28	D187106	1	WIPER S/W						
	29	S0508663	1	BOLT						
	30	S0509063	1	BOLT						
31	D917092	2	WASHER-HARD							
32	S4016533	1	NUT							
33	A272030	1	FLOOR MAT-CABIN							
34	A272131	1	FORM-FLOOR PLATE							
35	A272035	1	FILLER AS-FUEL							



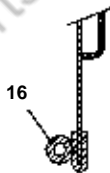
BOTTOM VIEW



DETAIL A



SECTION A - A



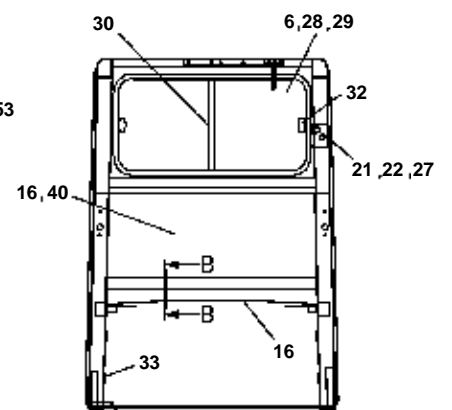
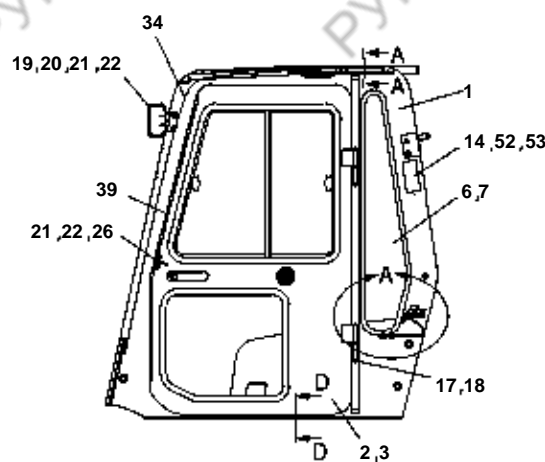
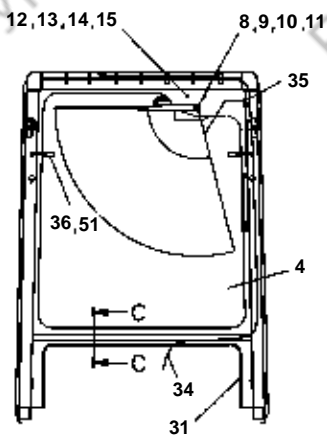
SECTION B - B



SECTION C - C



SECTION D - D

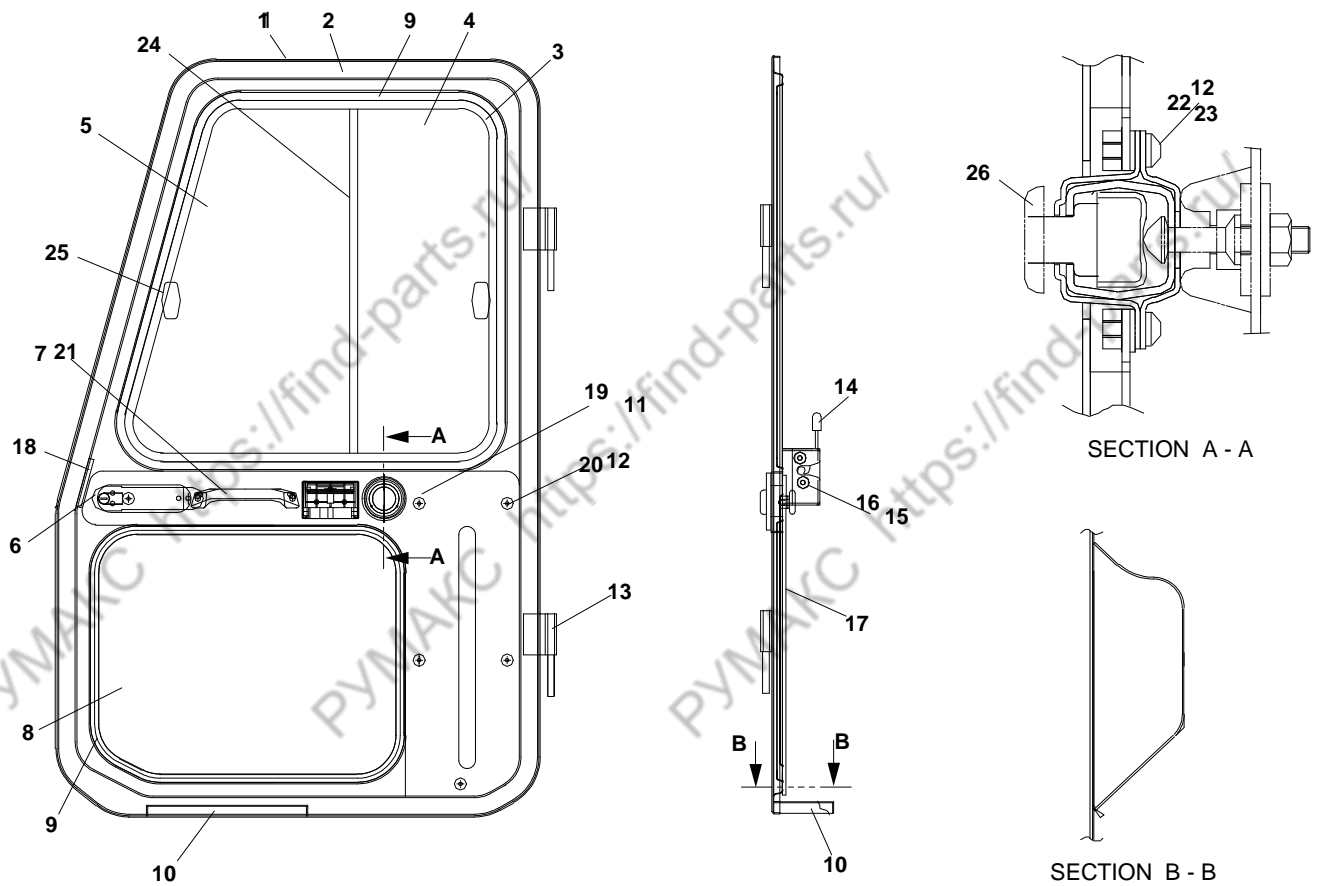


D15/18S2 D20SC2

FIG.11.16

A272001 CABIN AS - (W/O SOUND SUPPRESSION)

NOTE	ITEM NO.	PART NUMBER	QTY	DESCRIPTION	CHANGE CODE	START SERIAL NO.				
						EM0FL	EM0FM	-	-	-
Z	1	A272103	1	BODY AS						
Y	2	A272109	1	DOOR AS-LH						
Y	3	A272110	1	DOOR AS-RH						
	4	A272077	1	FRONT GLASS						
	5	A272078	1	ROOF GLASS						
E	6	A131593	896	H-RUBBER-CM						
	7	A272076	2	SIDE-REAR GLASS						
	8	A214302	1	MOTOR AS-WIPER						
	9	D187120	1	ARM						
	10	D187121	1	BLADE						
	11	A141566	1	COVER MOTOR						
	12	S3450833	2	SCREW						
	13	S5000213	2	WASHER						
	14	S5100203	2	WASHER-SPRING						
	15	S4010203	2	NUT						
E	16	D410542	452	STRIP-BULK-CM						
	17	S5010703	4	WASHER						
	18	S5735451	4	PIN-SPLIT						
	19	A272074	1	BRACKET-RH						
	20	A272117	1	BRACKET-LH						
	21	S0508863	10	BOLT						
	22	D917092	10	WASHER-HARD						
	23	A272161	1	ROOF DECORATION						
	24	A212397	9	WASHER-PLASTIC						
	25	S3450843	9	SCREW						
	26	A211980	2	STRIKER						
	27	A211981	1	BRACKET						
	28	A272097	2	REAR GLASS						
	29	A272079	1	REAR SASH						
	30	A272118	1	CHASS'YS-REAR						
E	31	A211958	135	STRIP-BULK-CM						
	32	A212885	2	LOCK						
	33	A212026	6	RUBBER-URETHANE						
	34	A274064	1	HARNES-CABIN						
	35	S994014H	1	GROMMET						
	36	A272083	2	SIDE MIRROR-BRACKET						
	37	A212279	1	ROOM LAMP						
		A219406	1	- BULB						
	38	S3450873	2	SCREW						
E	39	A272119	820	STRIP-BULK-CM						
	40	A272120	1	GLASS'YREAR						
	41	A211414	2	BOLT-KNOB						
	42	S0512063	4	BOLT						
	43	D917093	8	WASHER						
	44	S0511663	4	BOLT						
	45	A272123	1	HINGE AS-RH						
	46	A272124	1	HINGE AS-LH						
	47	A221728	1	HOOD AS-STEEL						
	48	A272125	1	RADIATOR COVER						
	49	A272130	1	INSULATION RAD. COVER						
	50	A221718	1	SEAL-HOOD						
	51	D131047	2	MIRROR - BACK						
	52	A111392	1	COVER - AIR INLET						
	53	S3450823	2	SCREW						



D15/18S2 D20SC2

FIG.11.17

A272109 DOOR AS - LH

NOTE	ITEM NO.	PART NUMBER	QTY	DESCRIPTION	CHANGE CODE	START SERIAL NO.				
						EMOFL	EMOFM	-	-	-
Z	1		1	OUTTER PLATE						
Z	2		1	INNER PLATE						
	3	A212867	1	CHASS'YS						
	4	A212868	1	GLASS'YREAR						
	5	A212869	1	GLASS'YFRONT						
	6	A212398	1	HANDLE AS						
	7	A212729	1	- DOOR KEY SET						
	8	A212278	1	KNOB-INNER						
	9	A212870	1	GLASS'YLOWER						
E	9	A131593	435	H-RUBBER-CM						
	10		1	COVER						
	11	A212280	1	ASH-TRAY						
	12	S3450843	8	SCREW						
	13	A272104	2	HINGE						
	14	A212025	1	LATCH-AS(L.H)						
	15	S5010303	2	W/S						
	16	S0504663	2	BOLT						
	17	A272105	1	INSULATION						
Z	18		1	PLATE						
	19	S2202961	3	BOLT-SOCKET						
	20	A212397	5	WASHER-PLASTIC						
	21	S2204561	2	BOLT-SOCKET						
	22	S5100203	3	WASHER						
	23	A122252	1	PACKING						
	24	A212874	1	CHASS'YS						
	25	A212885	2	LOCK						
	26	A122251	1	DOOR LOCK						

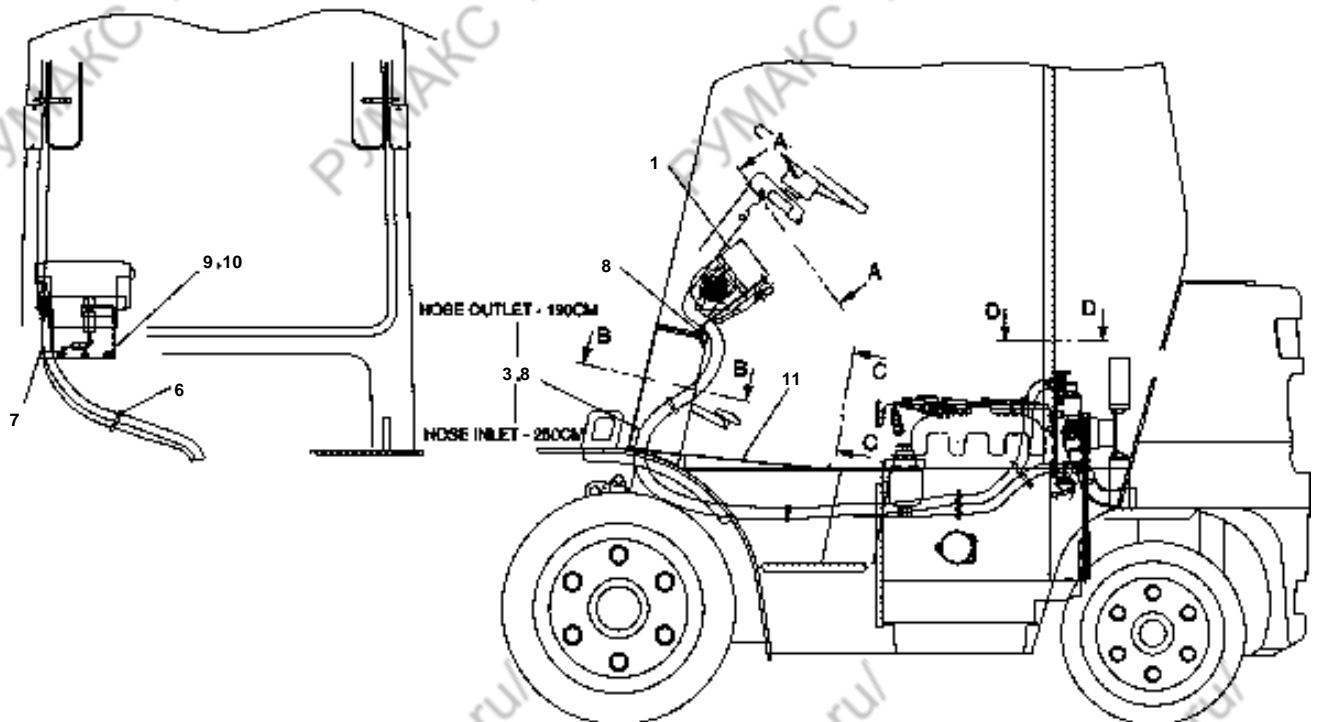
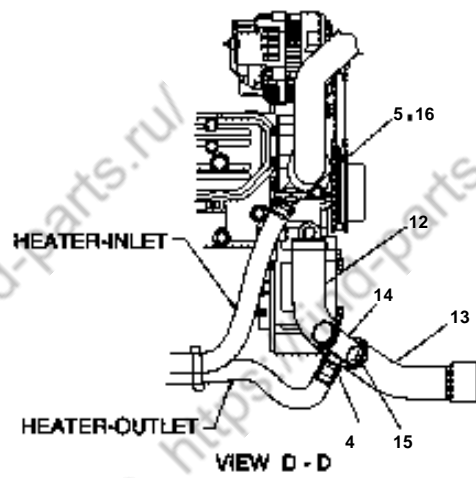
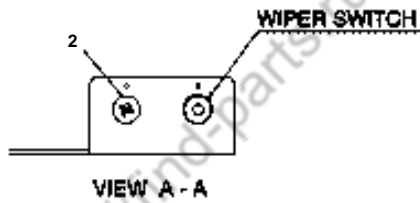
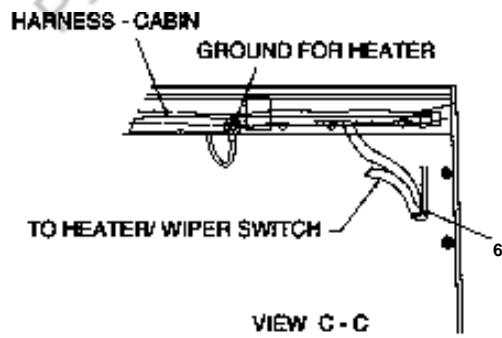
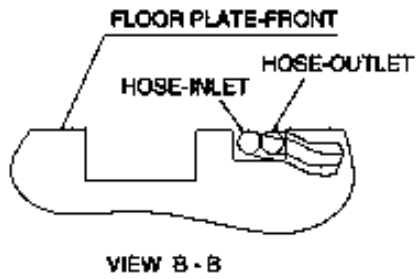
D15/18S2 D20SC2

FIG.11.18

A272110 DOOR AS - RH

NOTE	ITEM NO.	PART NUMBER	QTY	DESCRIPTION	CHANGE CODE	START SERIAL NO.			
						EM0FL	EM0FM	-	-
Z	1		1	OUTTER PLATE-RH					
Z	2		1	INNER PLATE-RH					
	3	A212867	1	CHASS'YS					
	4	A212868	1	GLASS'YREAR					
	5	A212869	1	GLASS'YFRONT					
	6	A212398	1	HANDLE AS					
	7	A212729	1	- DOOR KEY SET					
	8	A212278	1	KNOB-INNER					
	9	A212870	1	GLASS'YLOWER					
E	9	A131593	435	H-RUBBER-CM					
	10	A122252	1	PACKING					
	11	A212874	1	CHASS'YS					
	12	S3450843	8	SCREW					
	13	A272111	2	HINGE-RH					
	14	A212011	1	LATCH-AS(R.H)					
	15	S5010303	2	W/S					
	16	S0504663	2	BOLT					
	17	A272112	1	INSULATION-RH					
Z	18		1	PLATE					
	19	A212885	2	LOCK					
	20	A212397	5	WASHER-PLASTIC					
	21	S2204561	2	BOLT-SOCKET					
	22	S5100203	3	WASHER					
	23	A122251	1	DOOR LOCK					

D15/18S2 D20SC2(SB1058/TIREII) PARTS BOOK(FL/FM)
1119

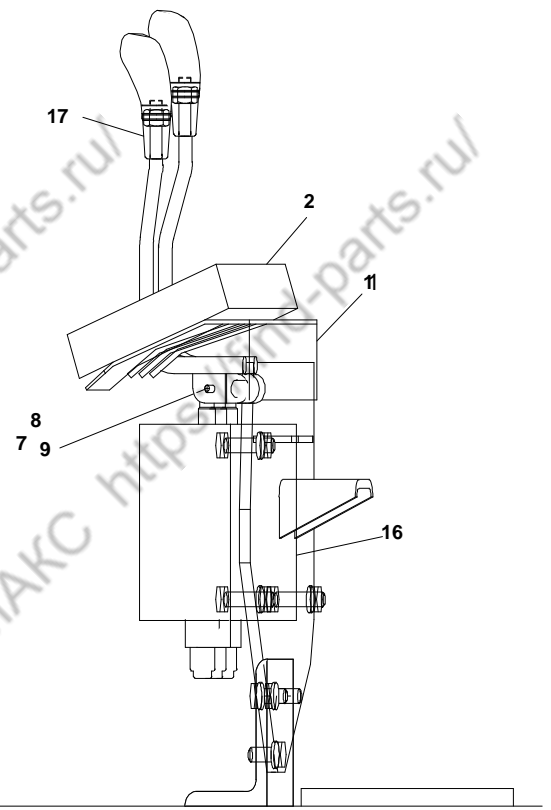
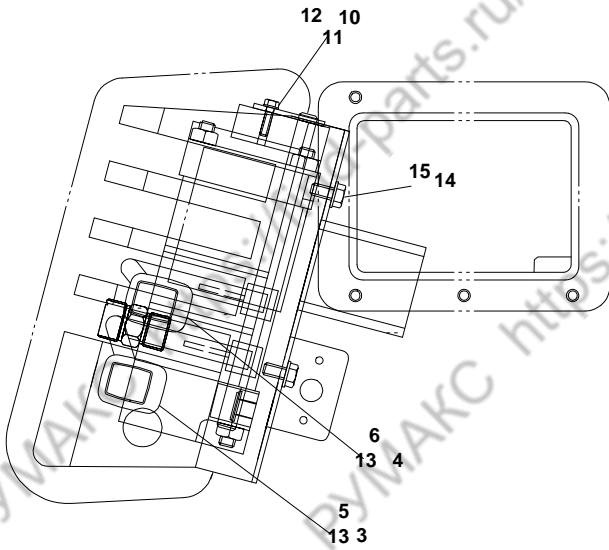


D15/18S2 D20SC2

FIG.11.19

A321190 HEATER GP

NOTE	ITEM NO.	PART NUMBER	QTY	DESCRIPTION	CHANGE CODE	START SERIAL NO.				
						EM0FL	EM0FM	-	-	-
	1	A214317	1	HEATER AS(12V)						
		A134180	1	- AIR VENT-DIRECTIONAL						
		A134181	1	- KIT-SCREW						
		A214326	1	- MOTOR						
	2	D187107	1	SWITCH AS -HEATER						
	3	D909179	440	HOSE-BULK						
	4	S8450016	4	CLAMP						
	5	D909178	1	VALVE						
	6	D580786	7	STRAP						
	7	D480556	1	CLIP						
	8	A272170	1	BRACKET AS-HEATER						
	9	S0508863	3	BOLT-M8x1.25 L20						
	10	D917092	3	WASHER-HARD						
	11	A272028	1	FLOOR PLATE AS(CABIN)						
	12	A321191	1	HOSE						
	13	A321192	1	HOSE						
	14	A292247	1	TUBE AS						
	15	S8450035	2	CLAMP						
	16	D419514	1	CONVERSION ADAPTER						

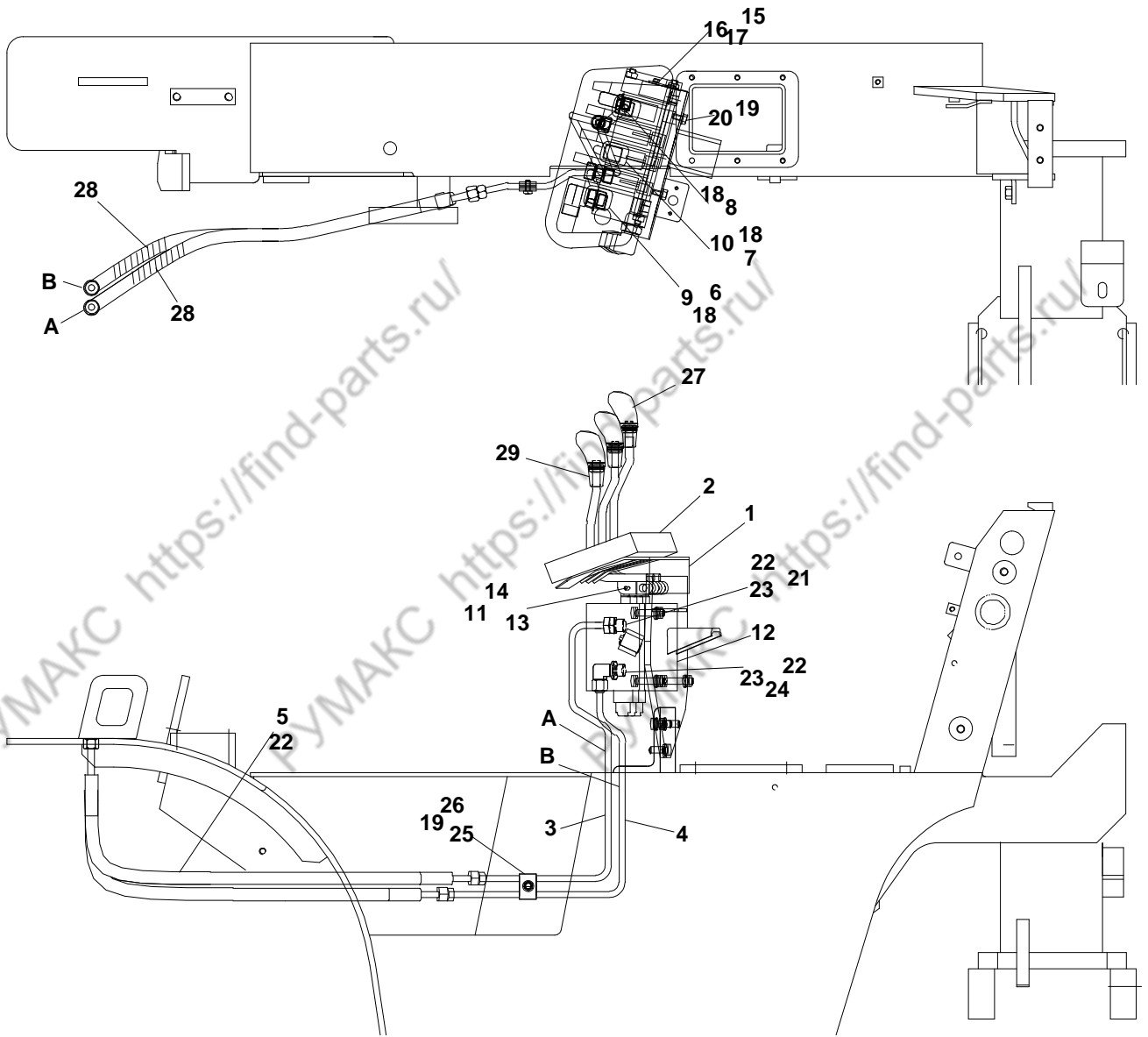


D15/18S2 D20SC2

FIG.12.01

A321166 VALVE AR - 2 LEVER/3 SECTION

NOTE	ITEM NO.	PART NUMBER	QTY	DESCRIPTION	CHANGE CODE	START SERIAL NO.				
						EM0FL	EM0FM	-	-	-
	1	A271667	1	PLATE-VALVE						
	2	A271668	1	INSULATION-VALVE						
	3	A271479	1	LEVER AS-LIFT						
	4	A271480	1	LEVER AS-TILT						
	5	A152655	1	KNOB-LIFT						
	6	A152656	1	KNOB-TILT						
	7	D600117	2	PIN-CLEVIS						
	8	D917009	2	WASHER						
	9	S5735061	2	PIN-COTTER						
	10	D700207	1	SHAFT AS						
	11	D917194	1	WASHER-HARD						
	12	S0551963	1	BOLT						
	13	S4012733	2	NUT						
	14	S0508663	2	BOLT						
	15	D917092	2	WASHER-HARD						
Y	16	A325003	1	CONTROL V/V-3 SEC.						
	17	A152638	2	KNOB-BOOT						

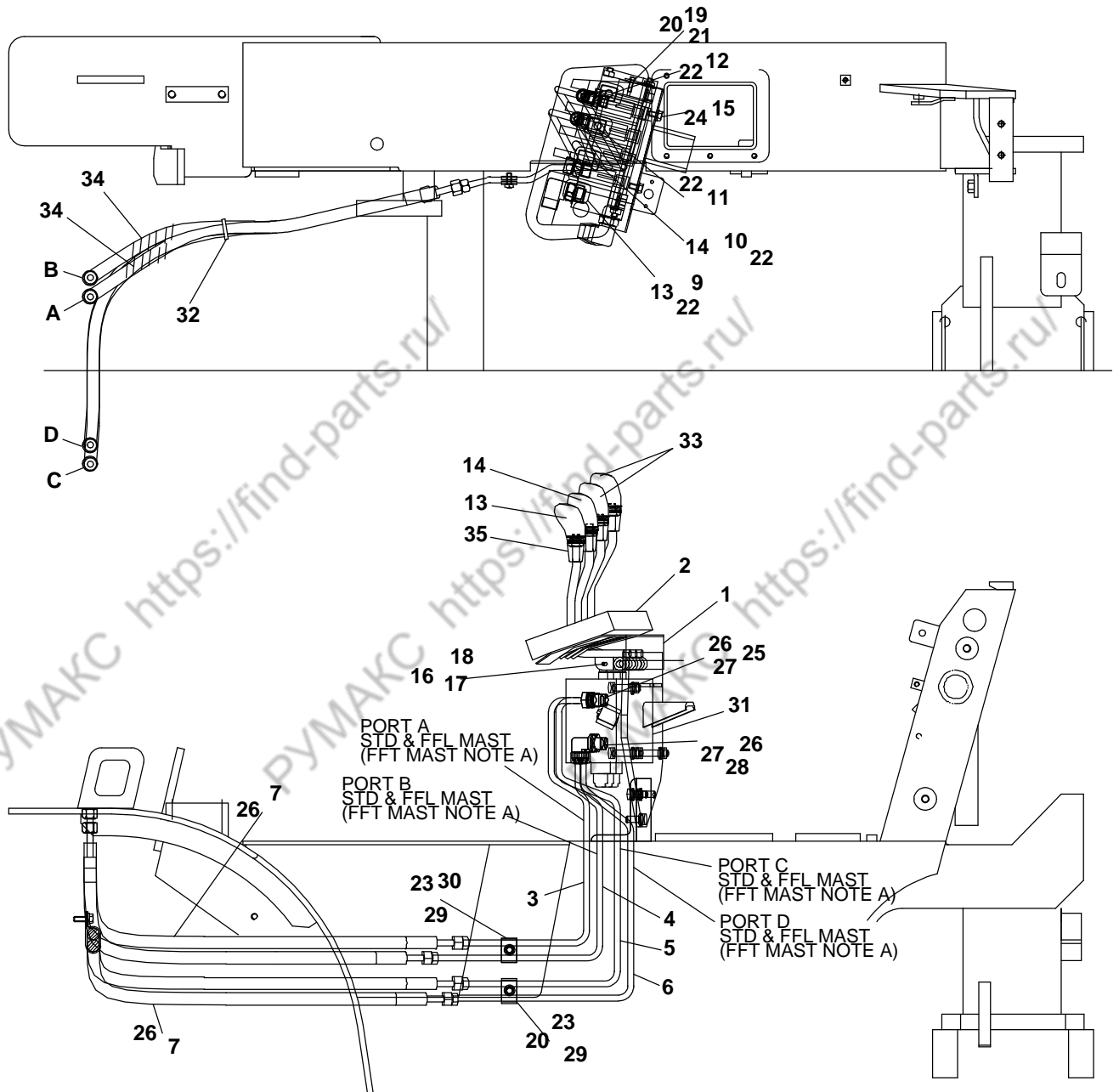


D15/18S2 D20SC2

FIG.12.02

A321167 VALVE AR - 3 LEVER/3 SECTION

NOTE	ITEM NO.	PART NUMBER	QTY	DESCRIPTION	CHANGE CODE	START SERIAL NO.				
						EM0FL	EM0FM	-	-	-
	1	A271667	1	PLATE-VALVE						
	2	A271668	1	INSULATION-VALVE						
	3	A275011	1	TUBE AS						
	4	A275012	1	TUBE AS						
	5	A275015	2	HOSE AS						
	6	A271479	1	LEVER AS						
	7	A271480	1	LEVER AS						
	8	A271481	1	LEVER AS						
	9	A152655	1	KNOB-LIFT						
	10	A152656	1	KNOB-TILT						
	11	D600117	3	PIN						
Y	12	A325003	1	CONTROL V/V-3 SEC.						
	13	D917009	3	WASHER						
	14	S5735061	3	PIN-COTTER						
	15	D700207	1	SHAFT AS						
	16	D917194	1	WASHER-HARD						
	17	S0551963	1	BOLT						
	18	S4012733	3	NUT						
	19	S0508663	3	BOLT						
	20	D917092	2	WASHER-HARD						
	21	D905011	1	CONNECTOR						
	22	S8030061	6	O-RING						
	23	S8040081	2	O-RING						
	24	D902163	1	ELBOW						
	25	D900028	2	CLAMP						
	26	D700208	1	SPACER						
B	27	A152657	1	KNOB-SIDE SHIFTER						
B		A152658	1	KNOB-LOAD PULL						
B		A152659	1	KNOB-ROTATE						
B		A152660	1	KNOB-STABILIZER						
B		A152661	1	KNOB-CLAMP						
D	28	D164430	1	PROTECTOR						
	29	A152638	3	KNOB-BOOT						

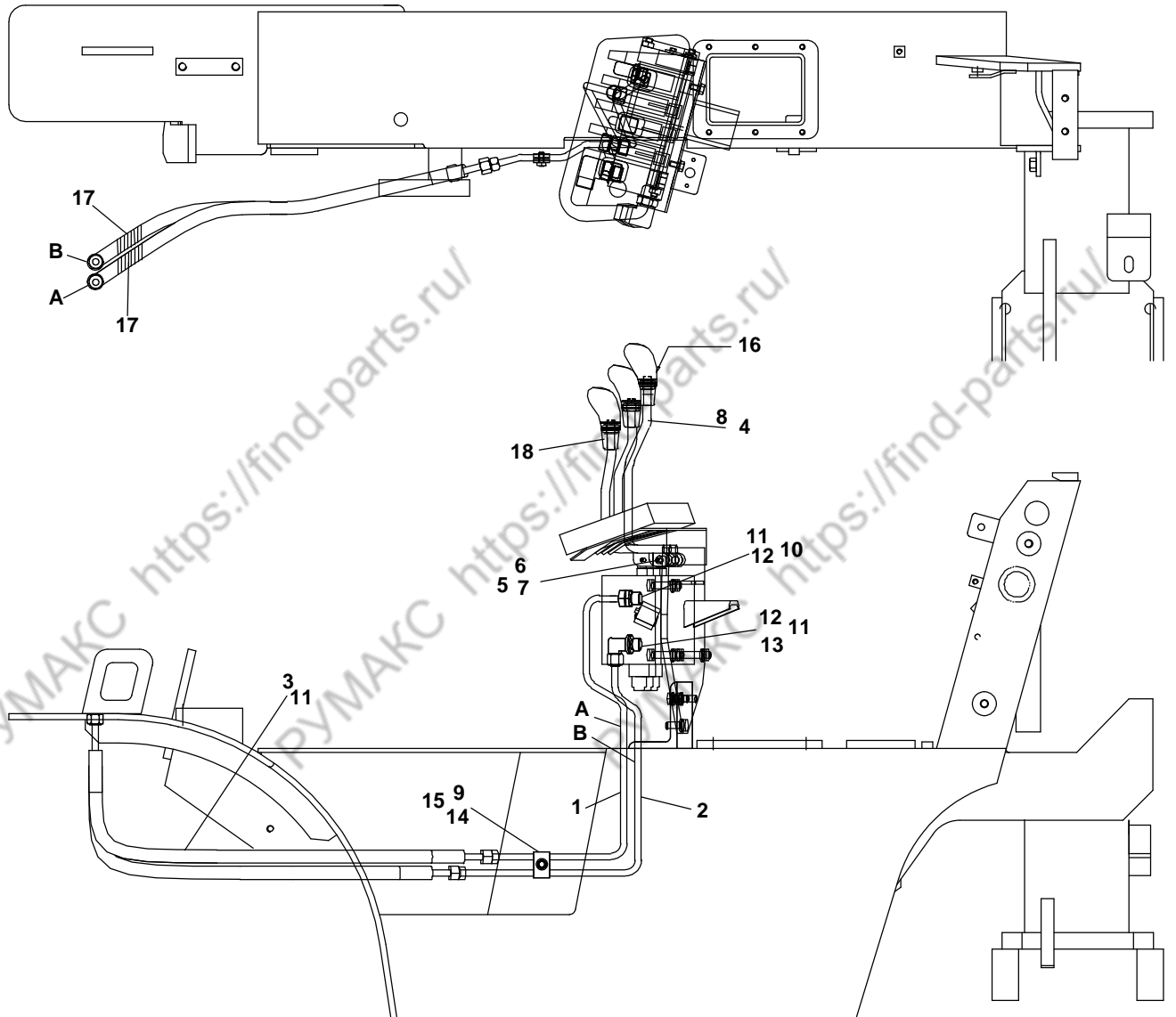


D15/18S2 D20SC2

FIG.12.03

A321168 VALVE AR - 4 LEVER/4 SECTION

NOTE	ITEM NO.	PART NUMBER	QTY	DESCRIPTION	CHANGE CODE	START SERIAL NO.				
						EM0FL	EM0FM	-	-	-
	1	A271667	1	PLATE-VALVE						
	2	A271668	1	INSULATION-VALVE						
	3	A275011	1	TUBE AS						
	4	A275012	1	TUBE AS						
	5	A275013	1	TUBE AS						
	6	A275014	1	TUBE AS						
	7	A215219	2	HOSE AS						
	9	A271479	1	LEVER AS						
	10	A271483	1	LEVER AS						
	11	A271480	1	LEVER AS						
	12	A271484	1	LEVER AS						
	13	A152655	1	KNOB-LIFT						
	14	A152656	1	KNOB-TILT						
	15	S0508563	2	BOLT						
	16	D600117	4	PIN						
	17	D917009	4	WASHER						
	18	S5735061	4	PIN-COTTER						
	19	D700207	1	SHAFT AS						
	20	D917194	1	WASHER-HARD						
	21	S0551963	1	BOLT						
	22	S4012733	4	NUT						
	23	S0508663	2	BOLT						
	24	D917092	2	WASHER-HARD						
	25	D905011	2	CONNECTOR						
	26	S8030061	1	O-RING						
	27	S8040081	4	O-RING						
	28	D902163	2	ELBOW						
	29	D900028	4	CLAMP						
	30	D700208	2	SPACER						
Y	31	A325004	1	CONTROL V/V-4 SEC.						
	32	D320087	1	STRAP						
B	33	A152657	1	KNOB-SIDE SHIFTER						
B		A152658	1	KNOB-LOAD PULL						
B		A152659	1	KNOB-ROTATE						
B		A152660	1	KNOB-STABILIZER						
B		A152661	1	KNOB-CLAMP						
D	34	D164430	1	PROTECTOR						
	35	A152638	3	KNOB-BOOT						

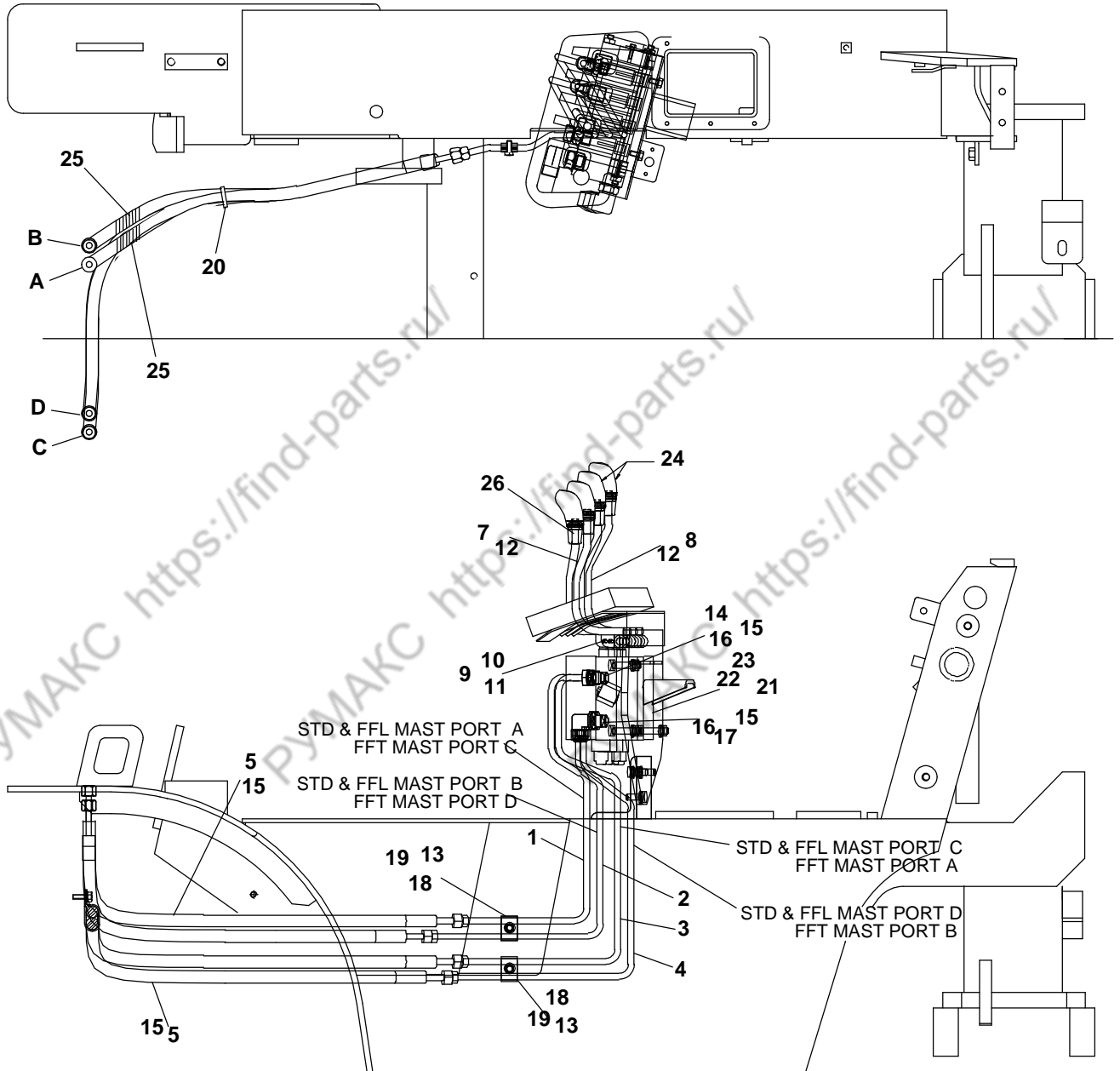


D15/18S2 D20SC2

FIG.12.04

A271364 CHANGEOVER AR - 3 SEC./2 LEVER TO 3 SEC./3 LEVER

NOTE	ITEM NO.	PART NUMBER	QTY	DESCRIPTION	CHANGE CODE	START SERIAL NO.				
						EM0FL	EM0FM	-	-	-
	1	A275011	1	TUBE AS						
	2	A275012	1	TUBE AS						
	3	A275015	2	HOSE AS						
	4	A271481	1	LEVER AS						
	5	D600117	1	PIN						
	6	D917009	1	WASHER						
	7	S5735061	1	PIN-COTTER						
	8	S4012733	1	NUT						
	9	S0508663	1	BOLT						
	10	D905011	1	CONNECTOR						
	11	S8030061	6	O-RING						
	12	S8040081	1	O-RING						
	13	D902163	1	ELBOW						
	14	D900028	2	CLAMP						
	15	D700208	1	SPACER						
AUX	16	A152657	1	KNOB-SIDE SHIFTER						
AUX		A152658	1	KNOB-LOAD PULL						
AUX		A152659	1	KNOB-ROTATE						
AUX		A152660	1	KNOB-STABILZER						
AUX		A152661	1	KNOB-CLAMP						
D	17	D164430	1	PROTECTOR						
	18	A152638	3	KNOB-BOOT						

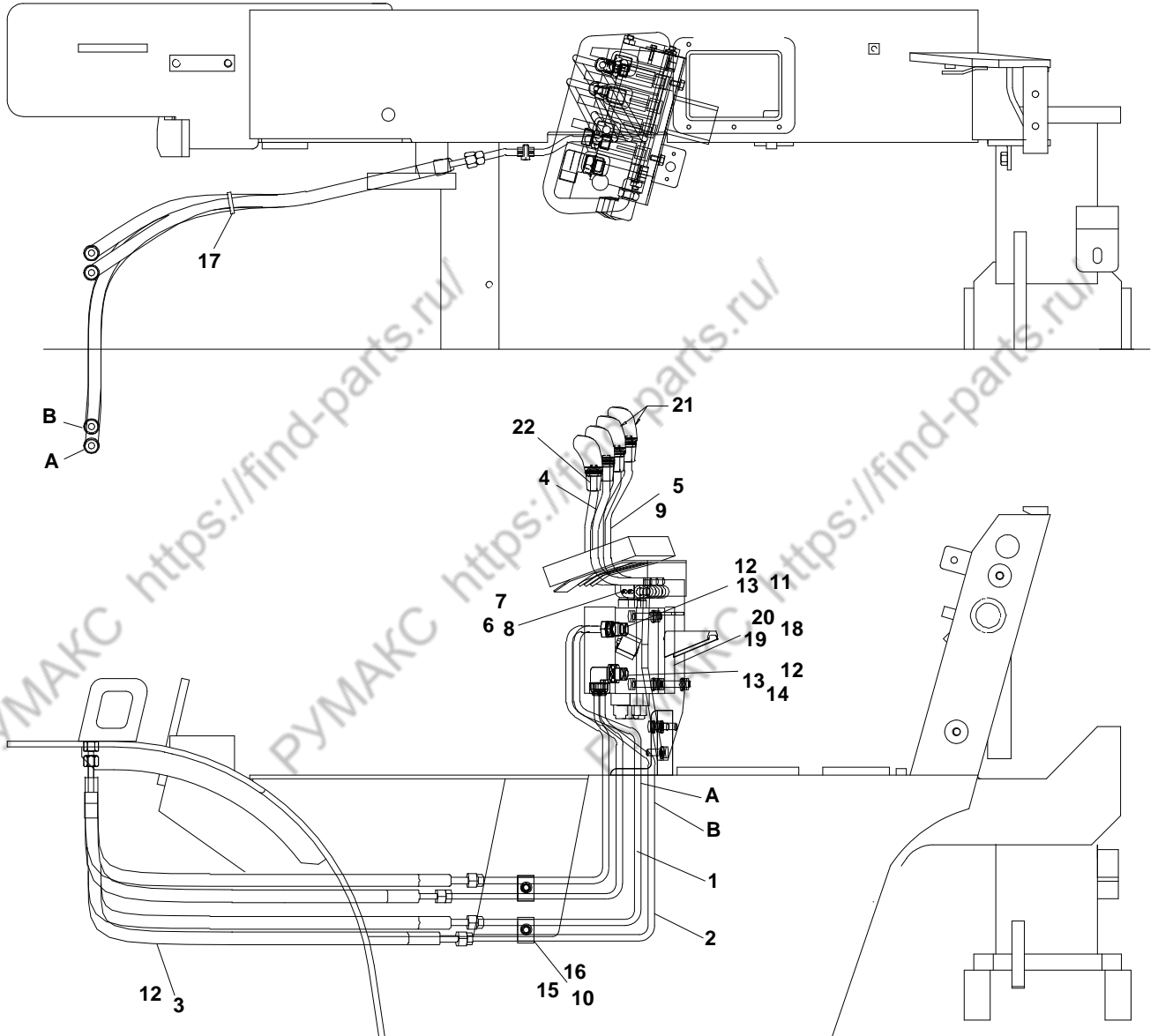


D15/18S2 D20SC2

FIG.12.05

A271365 CHANGEOVER AR - 3 SEC./2 LEVER TO 4 SEC./4 LEVER

NOTE	ITEM NO.	PART NUMBER	QTY	DESCRIPTION	CHANGE CODE	START SERIAL NO.				
						EM0FL	EM0FM	-	-	-
	1	A275011	1	TUBE AS						
	2	A275012	1	TUBE AS						
	3	A275013	1	TUBE AS						
	4	A275014	1	TUBE AS						
	5	A215219	4	HOSE AS						
	7	A271483	1	LEVER AS						
	8	A271484	1	LEVER AS						
	9	D600117	2	PIN						
	10	D917009	2	WASHER						
	11	S5735061	2	PIN-COTTER						
	12	S4012733	2	NUT						
	13	S0508663	2	BOLT						
	14	D905011	2	CONNECTOR						
	15	S8030061	12	O-RING						
	16	S8040081	4	O-RING						
	17	D902163	2	ELBOW						
	18	D900028	4	CLAMP						
	19	D700208	2	SPACER						
	20	D320087	1	STRAP						
Y	21	D503123	1	SECTION GP-VALVE						
	22	D503111	1	KIT-TIE ROD-4						
	23	D503083	4	SEAL-O-RING						
AUX	24	A152657	1	KNOB-SIDE SHIFTER						
AUX		A152658	1	KNOB-LOAD PULL						
AUX		A152659	1	KNOB-ROTATE						
AUX		A152660	1	KNOB-STABILZER						
AUX		A152661	1	KNOB-CLAMP						
D	25	D164430	1	PROTECTOR						
	26	A152638	3	KNOB-BOOT						

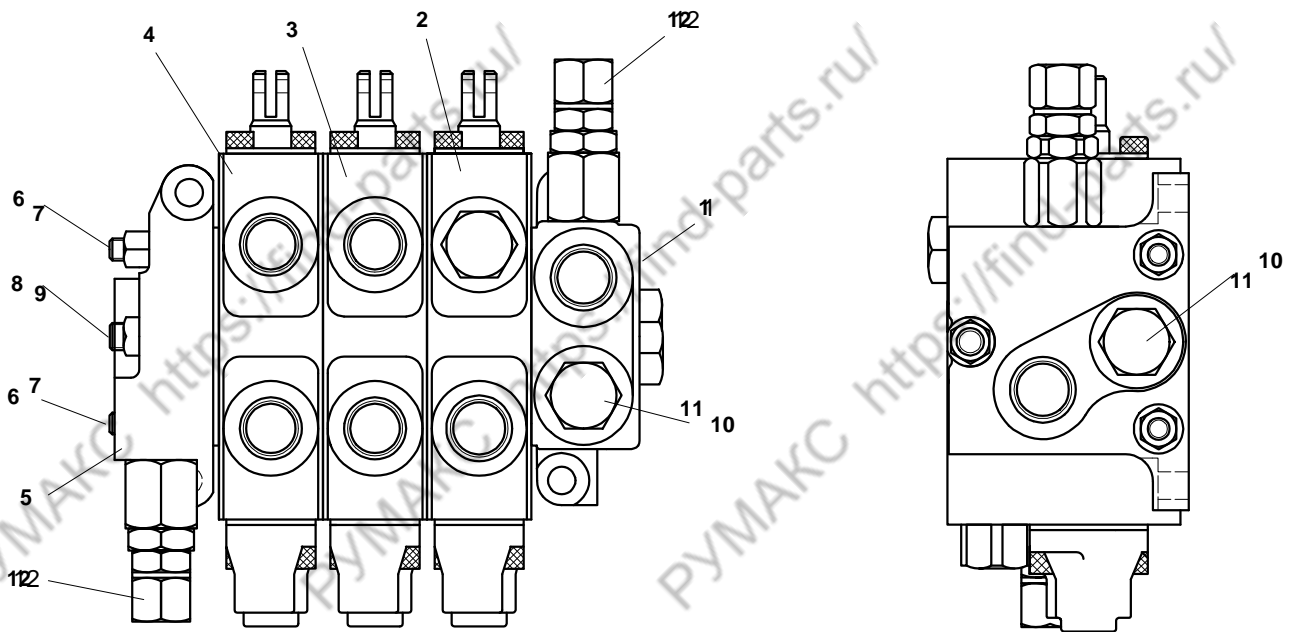


D15/18S2 D20SC2

FIG.12.06

A271366 CHANGEOVER AR - 3 SEC./3 LEVER TO 4 SEC./4 LEVER

NOTE	ITEM NO.	PART NUMBER	QTY	DESCRIPTION	CHANGE CODE	START SERIAL NO.				
						EM0FL	EM0FM	-	-	-
	1	A275013	1	TUBE AS						
	2	A275014	1	TUBE AS						
	3	A275016	2	HOSE AS						
	4	A271483	1	LEVER AS						
	5	A271484	1	LEVER AS						
	6	D600117	1	PIN						
	7	D917009	1	WASHER						
	8	S5735061	1	PIN-COTTER						
	9	S4012733	1	NUT						
	10	S0508663	1	BOLT						
	11	D905011	1	CONNECTOR						
	12	S8030061	6	O-RING						
	13	S8040081	2	O-RING						
	14	D902163	1	ELBOW						
	15	D900028	2	CLAMP						
	16	D700208	1	SPACER						
	17	D320087	1	STRAP						
Y	18	D503123	1	SECTION GP-VALVE						
	19	D503111	1	KIT-TIE ROD-4						
	20	D503083	4	SEAL- O-RING						
AUX	21	A152657	1	KNOB-SIDE SHIFTER						
AUX		A152658	1	KNOB-LOAD PULL						
AUX		A152659	1	KNOB-ROTATE						
AUX		A152660	1	KNOB-STABILZER						
AUX		A152661	1	KNOB-CLAMP						
	22	A152638	3	KNOB-BOOT						



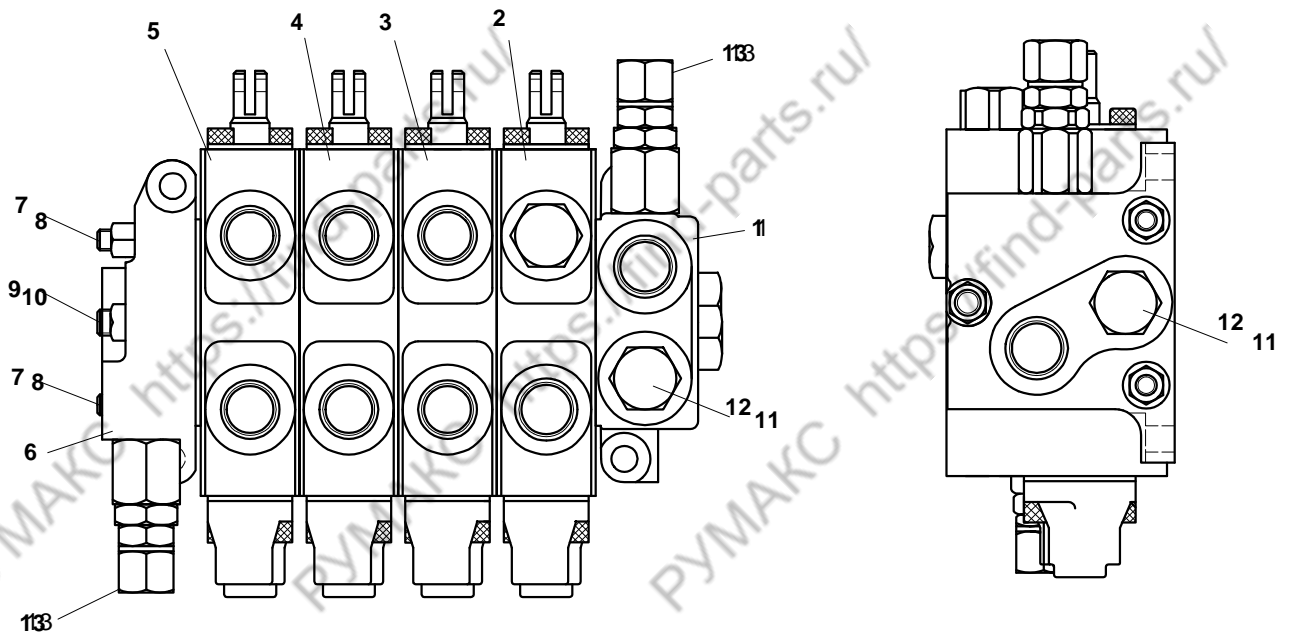
D15/18S2 D20SC2

FIG.12.07

A325003 VALVE GP - CONTROL - 3WAY

NOTE	ITEM NO.	PART NUMBER	QTY	DESCRIPTION	CHANGE CODE	START SERIAL NO.				
						EMOFL	EMOFM	-	-	-
	1	D503151	1	SECTION GP-VALVE						
		D503083	1	SEAL-O-RING						
Y	2	D503125	1	SECTION GP-VALVE(LIFT)						
Y	3	D503332	1	SECTION GP-VALVE(TILT)						
Y	4	D503127	1	SECTION GP-VALVE(ATTACH1)						
	5	D503077	1	SECTION GP-VALVE						
J	6	D503078	2	ROD						
J	7	D503069	4	NUT						
J	8	D503079	1	ROD						
J	9	D503071	2	NUT						
	10	D503072	2	PLUG						
	11	D503073	2	SEAL-O-RING						
	12	D503074	2	VALVE AS-RELIEF						
				THE FOLLOWING REPAIR KIT IS AVAILABIF ;						
		D503110	1	KIT-TIE ROD-3 (INCLUDES PARTS MARKED J)						

D15/18S2 D20SC2(SB1058/TIREII) PARTS BOOK(FL/FM)



D15/18S2 D20SC2

FIG.12.08

A325004 VALVE GP - CONTROL - 4WAY

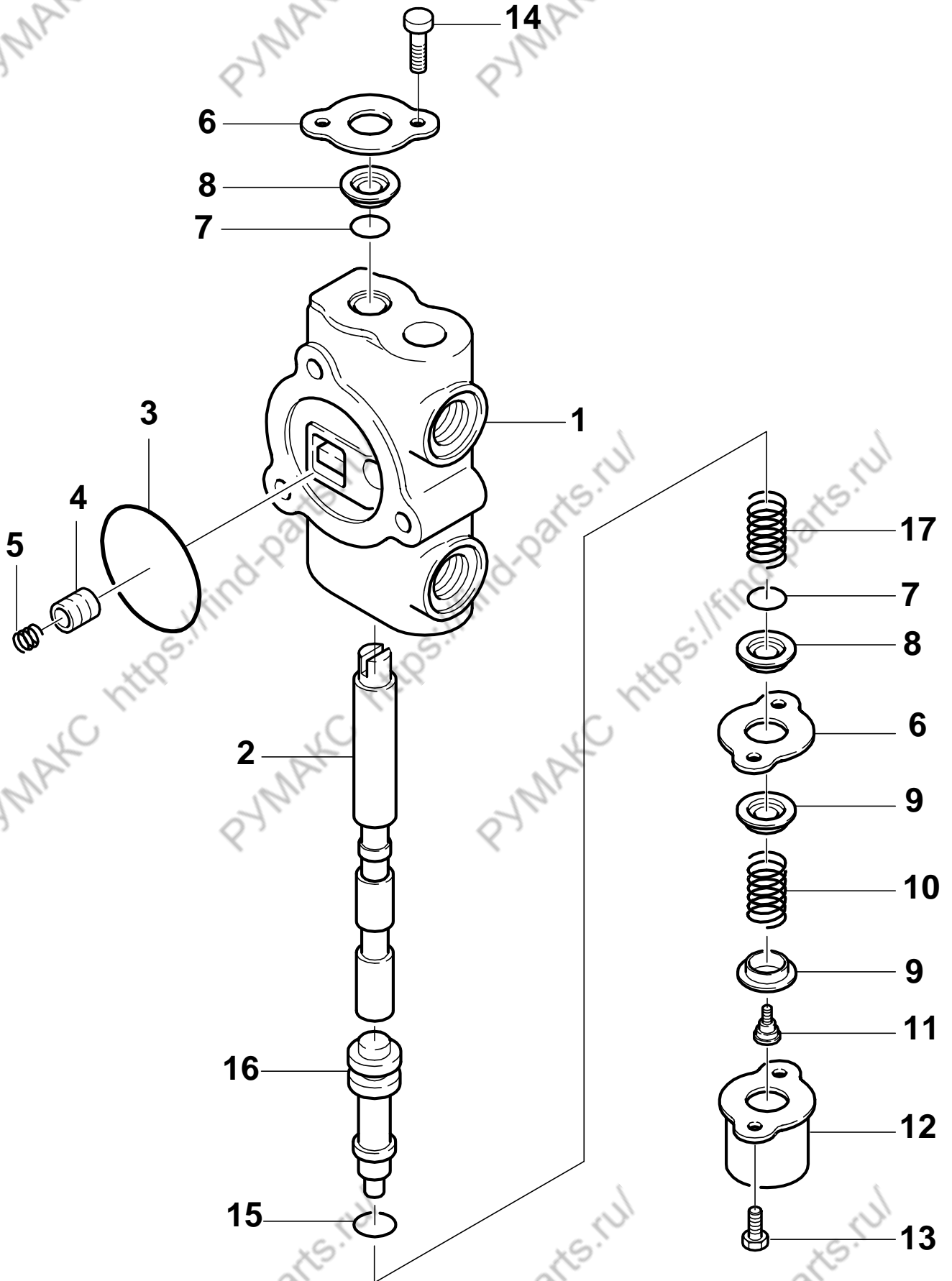
NOTE	ITEM NO.	PART NUMBER	QTY	DESCRIPTION	CHANGE CODE	START SERIAL NO.				
						EM0FL	EM0FM	-	-	-
	1	D503151	1	SECTION GP-VALVE						
		D503083	1	SEAL-O-RING						
Y	2	D503125	1	SECTION GP-VALVE(LIFT)						
Y	3	D503332	1	SECTION GP-VALVE(TILT)						
Y	4	D503127	1	SECTION GP-VALVE(ATTACH1)						
Y	5	D503123	1	SECTION GP-VALVE(ATTACH2)						
	6	D503077	1	SECTION GP-VALVE						
J	7	D503081	2	ROD						
J	8	D503069	4	NUT						
J	9	D503080	1	ROD						
J	10	D503071	2	NUT						
	11	D503072	2	PLUG						
	12	D503073	2	SEAL-O-RING						
	13	D503074	2	VALVE AS-RELIEF						
		D503111	1	THE FOLLOWING REPAIR KIT IS AVAILABLE ; KIT-TIE ROD-4 (INCLUDES PARTS MARKED J)						

D15/18S2 D20SC2

FIG.12.09

D503125 SECTION GP - VALVE(LIFT)

NOTE	ITEM NO.	PART NUMBER	QTY	DESCRIPTION	CHANGE CODE	START SERIAL NO.				
						EM0FL	EM0FM	-	-	-
Z	1	D503128	1	HOUSING-SPOOL						
Z	2	D503130	1	SPOOL						
J1	3	D503083	1	SEAL-O-RING						
	4	D503100	1	POPPET						
	5	D503101	1	SPRING						
	6	D503091	2	PLATE-SEAL						
J1	7	D503092	2	SEAL-O-RING						
J1	8	D503093	2	SEAL-WIPER						
	9	D503094	2	SEAT-SPRING						
	10	D503095	1	SPRING						
	11	D503096	1	END-SPOOL						
	12	D503097	1	CAP-SPOOL						
	13	D503098	2	SCREW-CAP						
	14	D503099	2	SCREW-MACHINE						
	15	D503072	1	PLUG						
J1	16	D503073	1	SEAL-O-RING						
				THE FOLLOWING REPAIR KIT IS AVAILABLE ;						
		D503108	1	KIT-SEAL-SPOOL (INCLUDES PARTS MARKED J1)						
		D503106	1	KIT-SEAL-SPOOL (INCLUDES PARTS MARKED J2)						

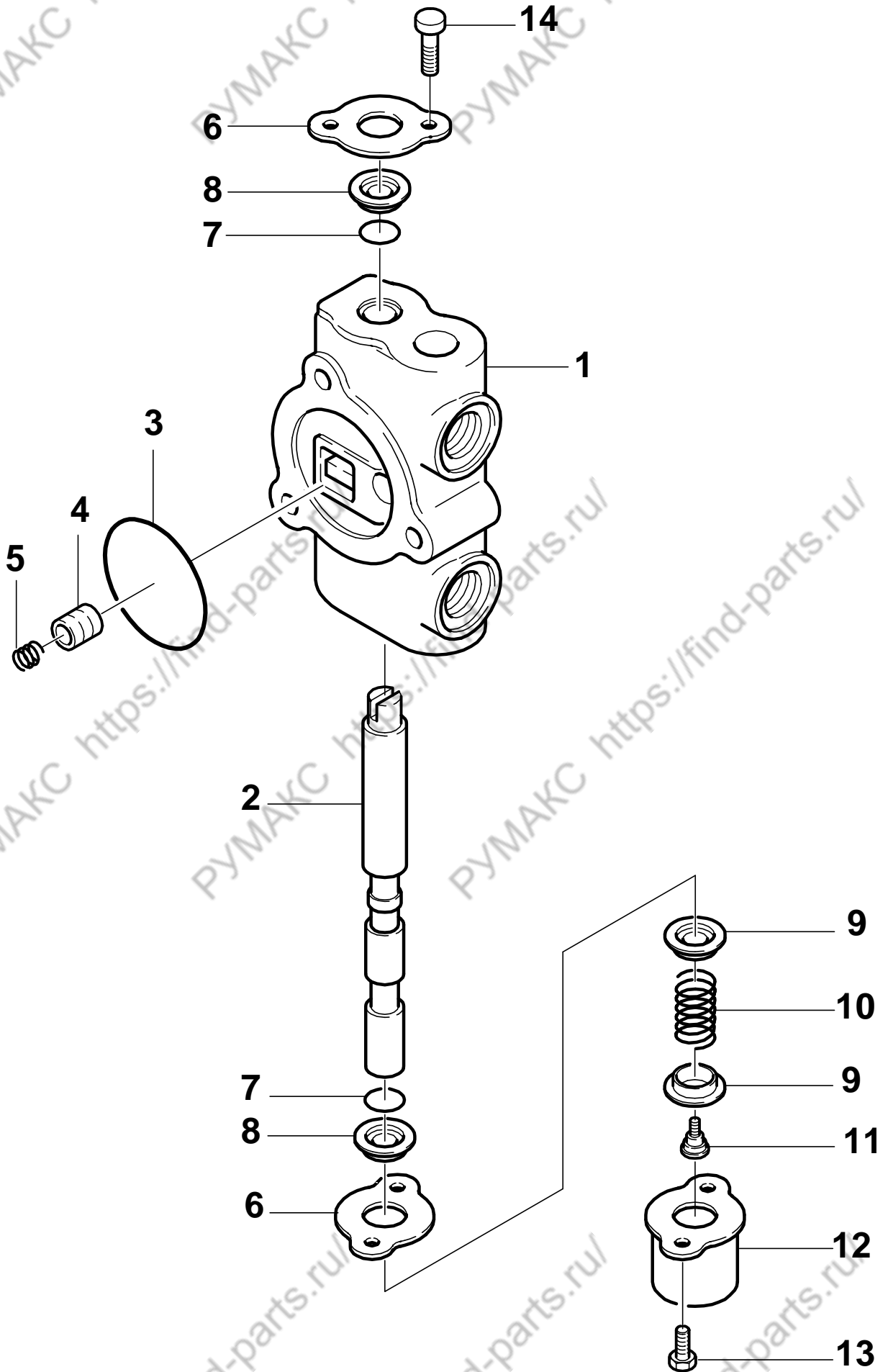


D15/18S2 D20SC2

FIG.12.10

D503332 SECTION GP - VALVE(TILT)

NOTE	ITEM NO.	PART NUMBER	QTY	DESCRIPTION	CHANGE CODE	START SERIAL NO.			
						EM0FL	EM0FM	-	-
Z	1	D503154	1	HOUSING-SPOOL					
Z	2	D503333	1	SPOOL					
J1	3	D503083	1	SEAL-O-RING					
	4	D503100	1	POPPET					
	5	D503101	1	SPRING					
	6	D503091	2	PLATE-SEAL					
J1	7	D503092	2	SEAL-O-RING					
J1	8	D503093	2	SEAL-O-RING					
	9	D503094	2	SEAT-SPRING					
	10	D503095	1	SPRING					
	11	D503105	1	END-SPOOL					
	12	D503097	1	CAP-SPOOL					
	13	D503098	2	SCREW-CAP					
	14	D503099	2	SCREW-MACHINE					
J1	15	D503102	1	SEAL-O-RING					
	16	D503103	1	PISTON					
	17	D503104	1	SPRING					
				THE FOLLOWING REPAIR KIT IS AVAILABLE ;					
		D503107	1	KIT-SEAL-SPOOL (INCLUDES PARTS MARKED J1)					
		D503106	1	KIT-SEAL-SPOOL (INCLUDES PARTS MARKED J2)					

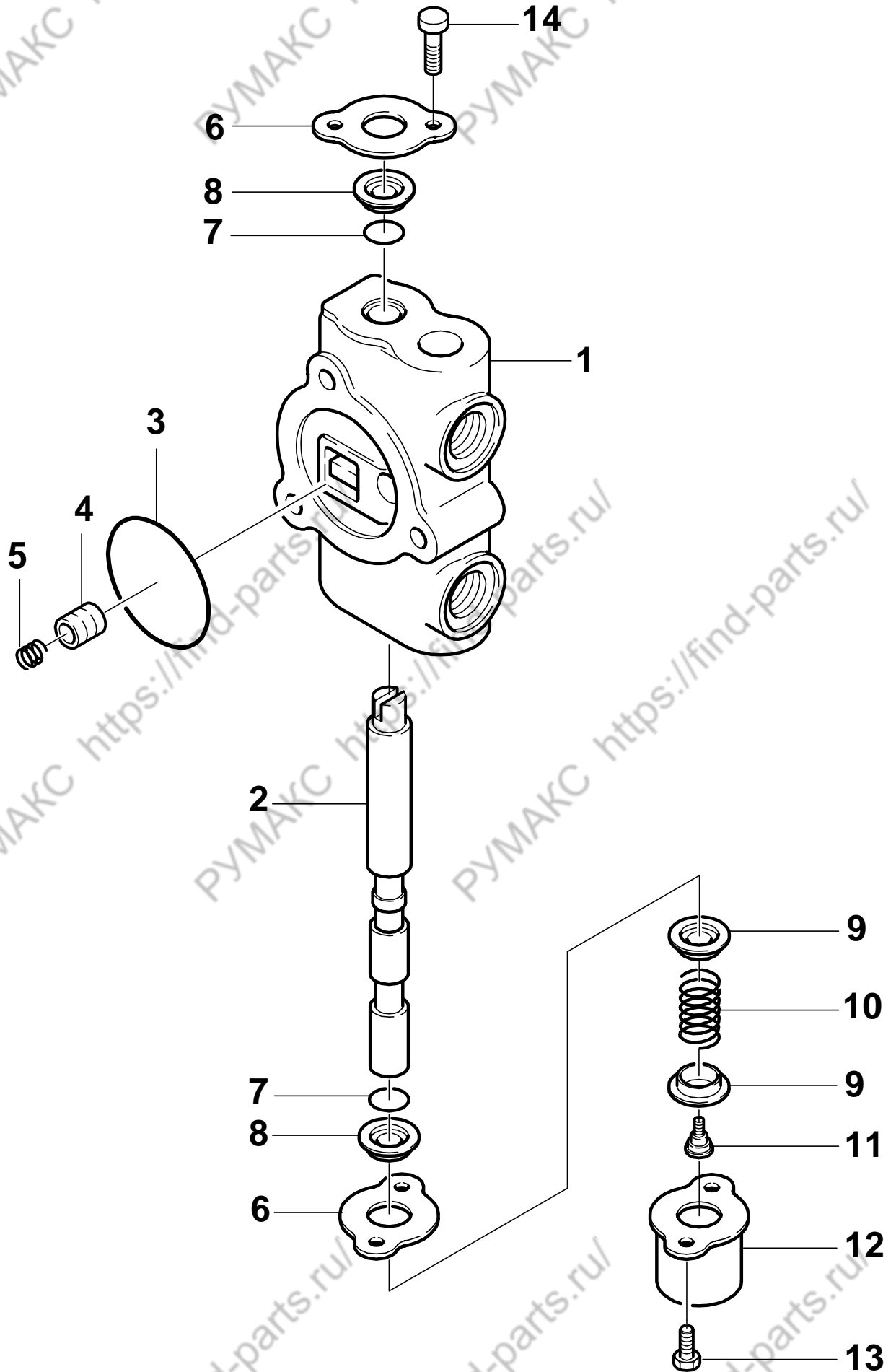


D15/18S2 D20SC2

FIG.12.11

D503127 SECTION GP - VALVE(ATTACH1)

NOTE	ITEM NO.	PART NUMBER	QTY	DESCRIPTION	CHANGE CODE	START SERIAL NO.				
						EM0FL	EM0FM	-	-	-
Z	1	D503086	1	HOUSING-SPOOL						
Z	2	D503132	1	SPOOL						
J	3	D503083	1	SEAL-O-RING						
	4	D503100	1	POPPET						
	5	D503101	1	SPRING						
	6	D503091	2	PLATE-SEAL						
J	7	D503092	2	SEAL-O-RING						
J	8	D503093	2	SEAL-WIPER						
	9	D503094	2	SEAT-SPRING						
	10	D503095	1	SPRING						
	11	D503096	1	END-SPOOL						
	12	D503097	1	CAP-SPOOL						
	13	D503098	2	SCREW-CAP						
	14	D503099	2	SCREW-MACHINE						
				THE FOLLOWING REPAIR KIT IS AVAILBLE						
		D503106	1	KIT - SEAL-SPOOL (INCLUDES PARTS MARKED J)						

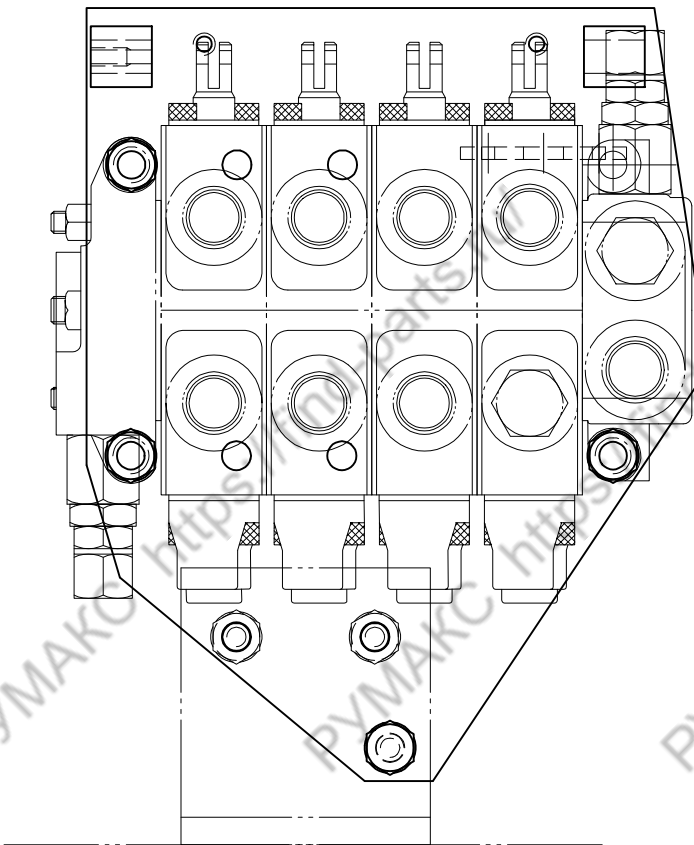


D15/18S2 D20SC2

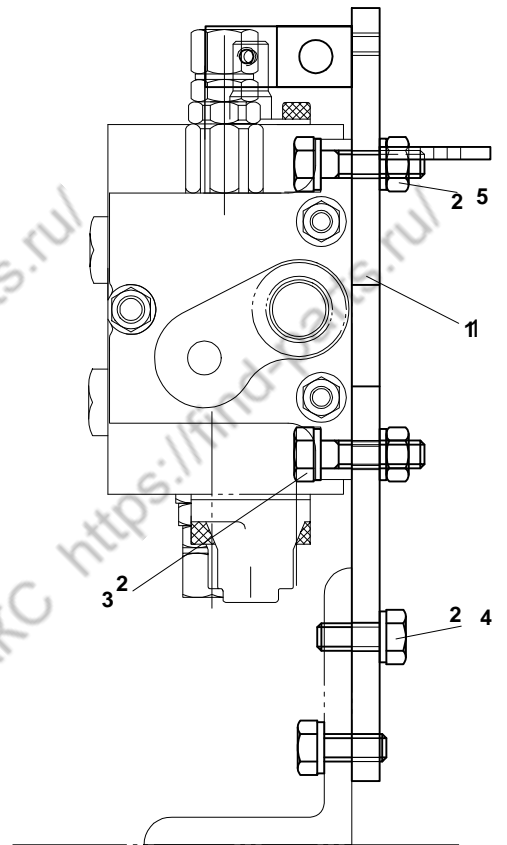
FIG.12.12

D503123 SECTION GP - VALVE(ATTACH2)

NOTE	ITEM NO.	PART NUMBER	QTY	DESCRIPTION	CHANGE CODE	START SERIAL NO.				
						EM0FL	EM0FM	-	-	-
Z	1	D503085	1	HOUSING-SPOOL						
Z	2	D503132	1	SPOOL						
J	3	D503083	1	SEAL-O-RING						
	4	D503100	1	POPPET						
	5	D503101	1	SPRING						
	6	D503091	2	PLATE-SEAL						
J	7	D503092	2	SEAL-O-RING						
J	8	D503093	2	SEAL-WIPER						
	9	D503094	2	SEAT-SPRING						
	10	D503095	1	SPRING						
	11	D503096	1	END-SPOOL						
	12	D503097	1	CAP-SPOOL						
	13	D503098	2	SCREW-CAP						
	14	D503099	2	SCREW-MACHINE						
				THE FOLLOWING REPAIR KIT IS AVAILBLE						
		D503106	1	KIT - SEAL-SPOOL (INCLUDES PARTS MARKED J)						



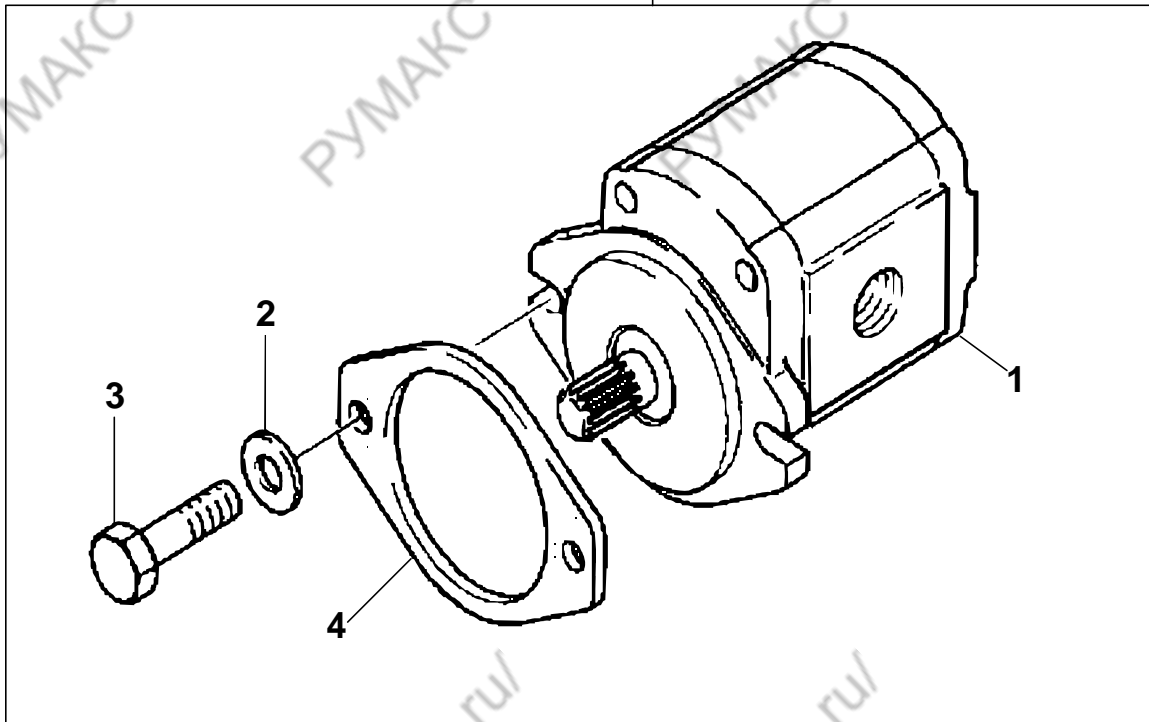
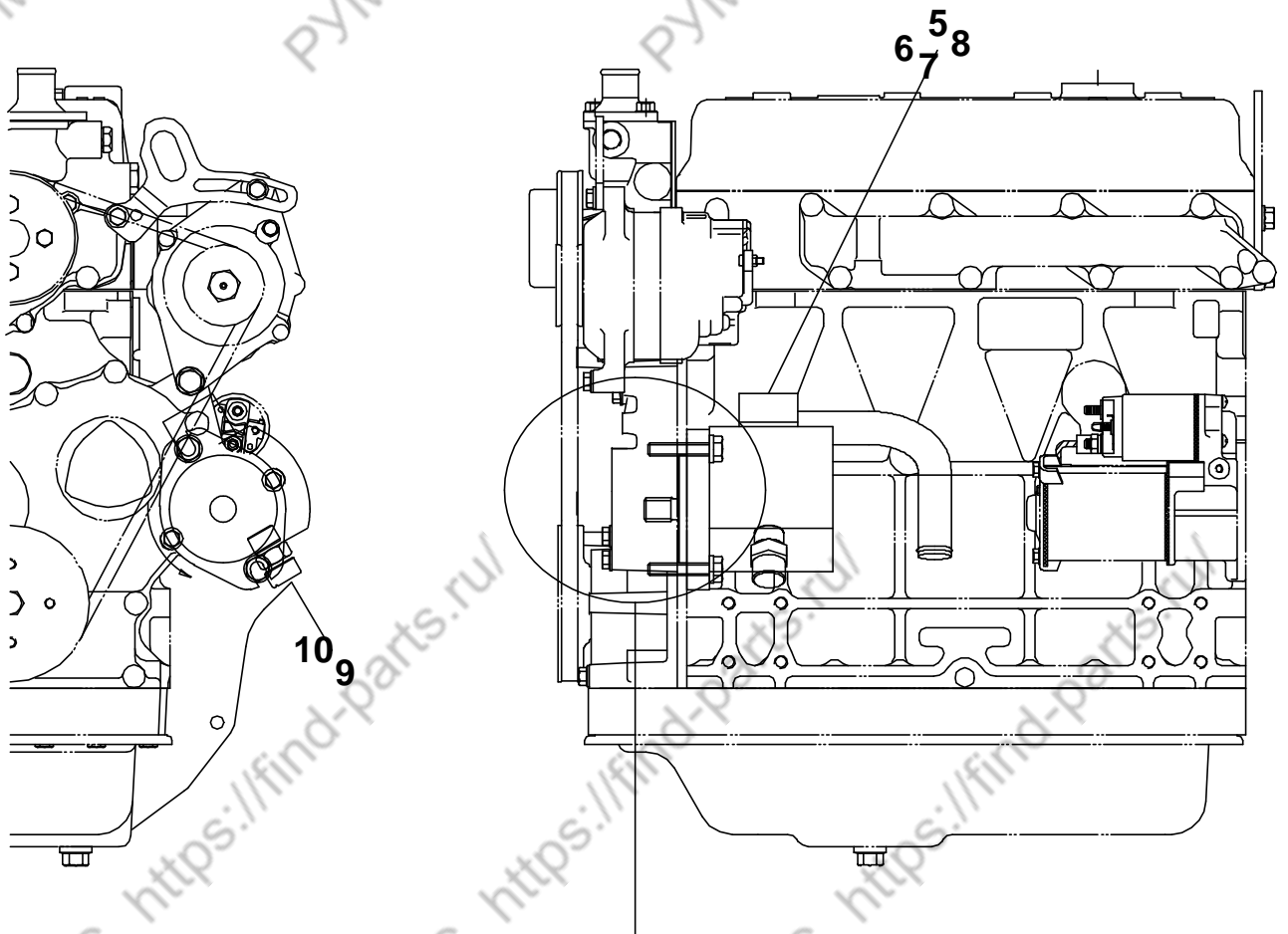
FRAME RAIL



FRAME RAIL

D15/18S2 D20SC2**FIG.12.121****A271074 MOUNTING GP - CONTROL VALVE**

NOTE	ITEM NO.	PART NUMBER	QTY	DESCRIPTION	CHANGE CODE	START SERIAL NO.			
						EMOFL	EMOFM	-	-
	1	A271864	1	PLATE AS-C/V					
	2	D917096	9	WASHER-HARD					
	3	S0558363	3	BOLT					
	4	S0512063	3	BOLT					
	5	S4012643	3	NUT					



D15/18S2 D20SC2

FIG.12.13

A321022 MOUNTING GP - PUMP

NOTE	ITEM NO.	PART NUMBER	QTY	DESCRIPTION	CHANGE CODE	START SERIAL NO.						
						EM0FL	EM0FM	-	-	-	-	
Y	1	D501910	1	PUMP AS(PARKER)	N							
Y		D501910-01	1	PUMP AS(CASAPPA)								
	2	D917093	2	WASHER								
	3	S0558563	2	BOLT	R							
C		S2212671	2	BOLT								
	4	D500204	1	GASKET								
	5	D601035	1	TUBE AS			0001~0575	0001~0267				
C		A321230	1	TUBE AS			0576~	0268~				
	6	S8040161	1	SEAL-O-RING								
	7	S0553653	4	BOLT								
	8	S5102303	4	WASHER-SPRING								
	9	D905009	1	CONNECTOR								
	10	S8030101	1	O-RING								

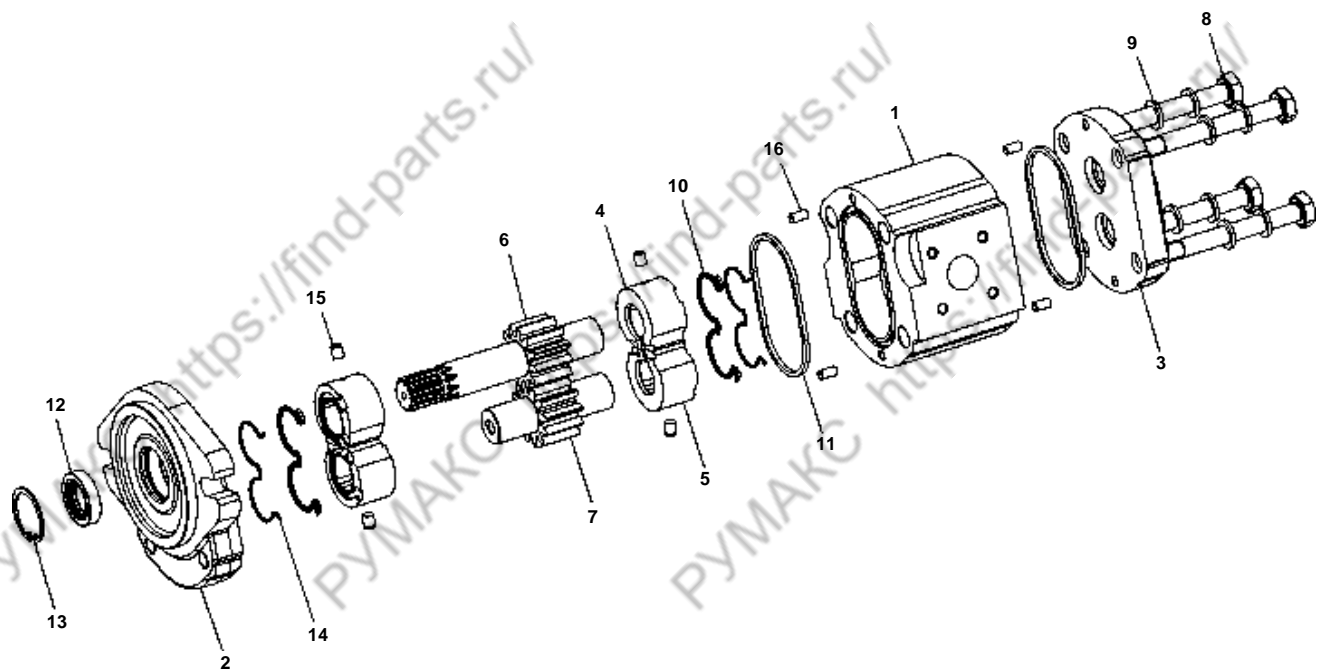
D15/18S2 D20SC2

FIG.12.14

D501910 PUMP GP - GEAR

NOTE	ITEM NO.	PART NUMBER	QTY	DESCRIPTION	CHANGE CODE	START SERIAL NO.				
						EMOFL	EMOFM	-	-	-
	1		4	BOLT						
	2		4	WASHER-SPRING						
	3		1	COVER						
J	4	D515019	2	SEAL-O-RING						
J	5	D515018	2	RING-BACK UP						
J	6	D515012	2	SEAL						
	7		2	BUSH						
	8		2	BUSH						
	9		1	BODY						
	10		1	GEAR-DRIVEN						
	11		1	GEAR-DRIVE						
	12		1	FLANGE						
J	13	D515015	2	SEAL-SHAFT						
J	14	D515016	1	CIRCLIP						
	15	D515020	1	MYLAR AS TUBE (ONLY FOR SERVICE) THE FOLLOWING REPAIR KIT IS AVAILABLE ;						
		D515011	1	KIT-SEAL (MADE BY PARKER;MARKING THE PUMP BODY) (INCLUDES PARTS MARKED J)						

D15/18S2 D20SC2(SB1058/TIREII) PARTS BOOK(FL/FM)
12131



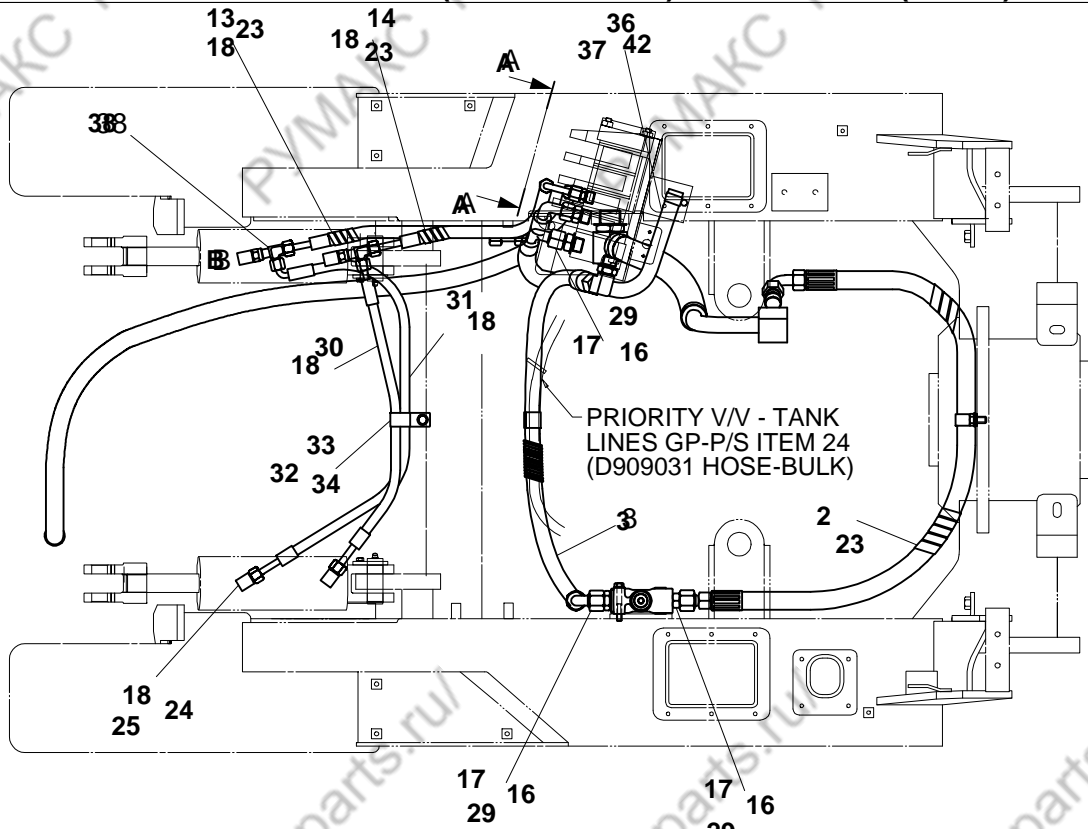
D15/18S2 D20SC2

FIG.12.141

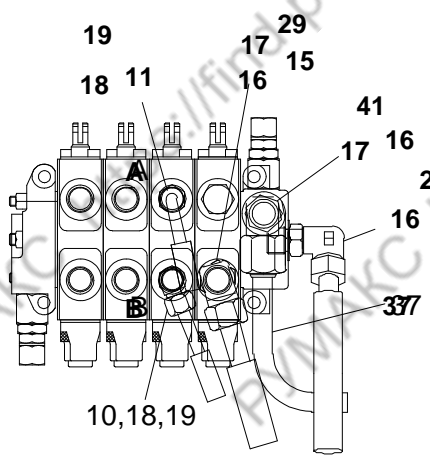
D501910-01 PUMP-GEAR

NOTE	ITEM NO.	PART NUMBER	QTY	DESCRIPTION	CHANGE CODE	START SERIAL NO.			
						EM0FL	EM0FM	-	-
	1		1	BODY					
	2		1	FRONT COVER					
	3		1	REAR COVER					
	4		2	THRUST PLATE					
	5		1	DRIVE SHAFT					
	6		1	DRIVE GEAR					
	7		4	SCREW					
	8		4	WASHER					
J	9		2	SEAL					
J	10		2	STANDARD SEAL					
J	11		1	SHAFT SEAL					
J	12		1	SHAFT SEAL					
	13		2	RING					
J	14		4	SEAL-BACK UP					
	15		4	SLEEVE BEARING					
	16			DOWEL PIN					
		D517076	1	THE FOLLOWING REPAIR KIT IS AVAILABLE ; KIT-SEAL (MADE BY CASAPPA ; MARKING THE PUMP BODY) (INCLUDES PARTS MARKED J)					

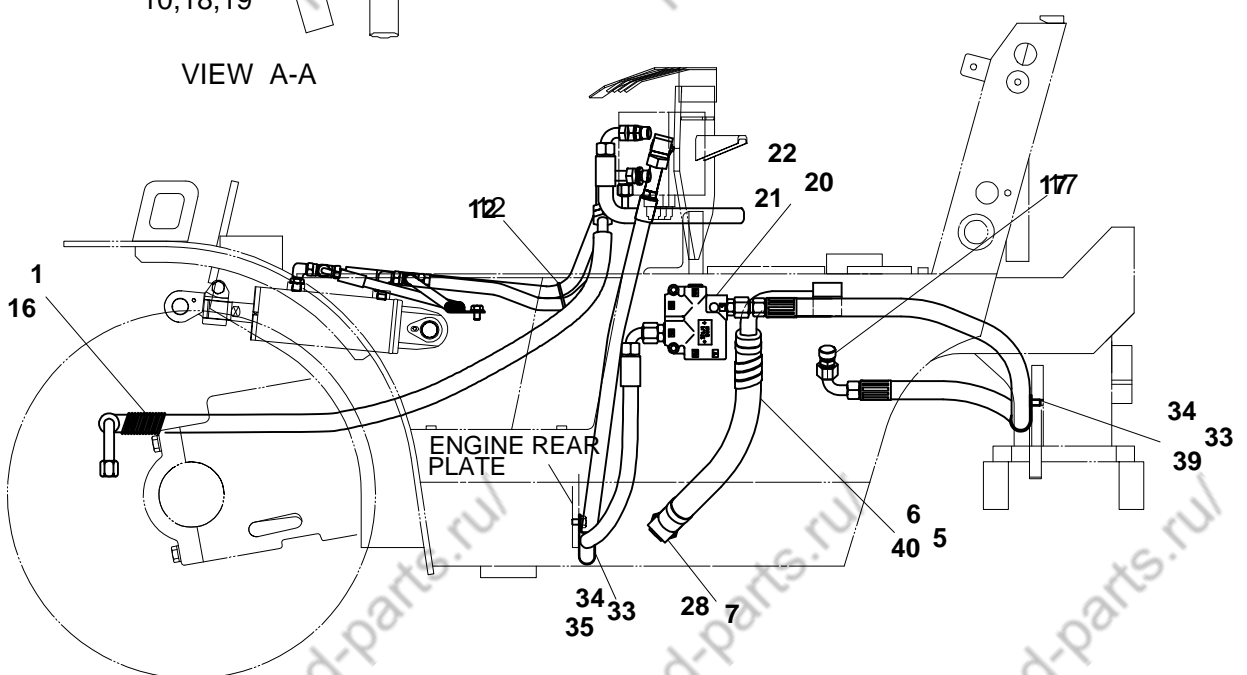
D15/18S2 D20SC2(SB1058/TIREII) PARTS BOOK(FL/FM)



PRIORITY V/V - TANK
LINES GP-P/S ITEM 24
(D909031 HOSE-BULK)



VIEW A-A



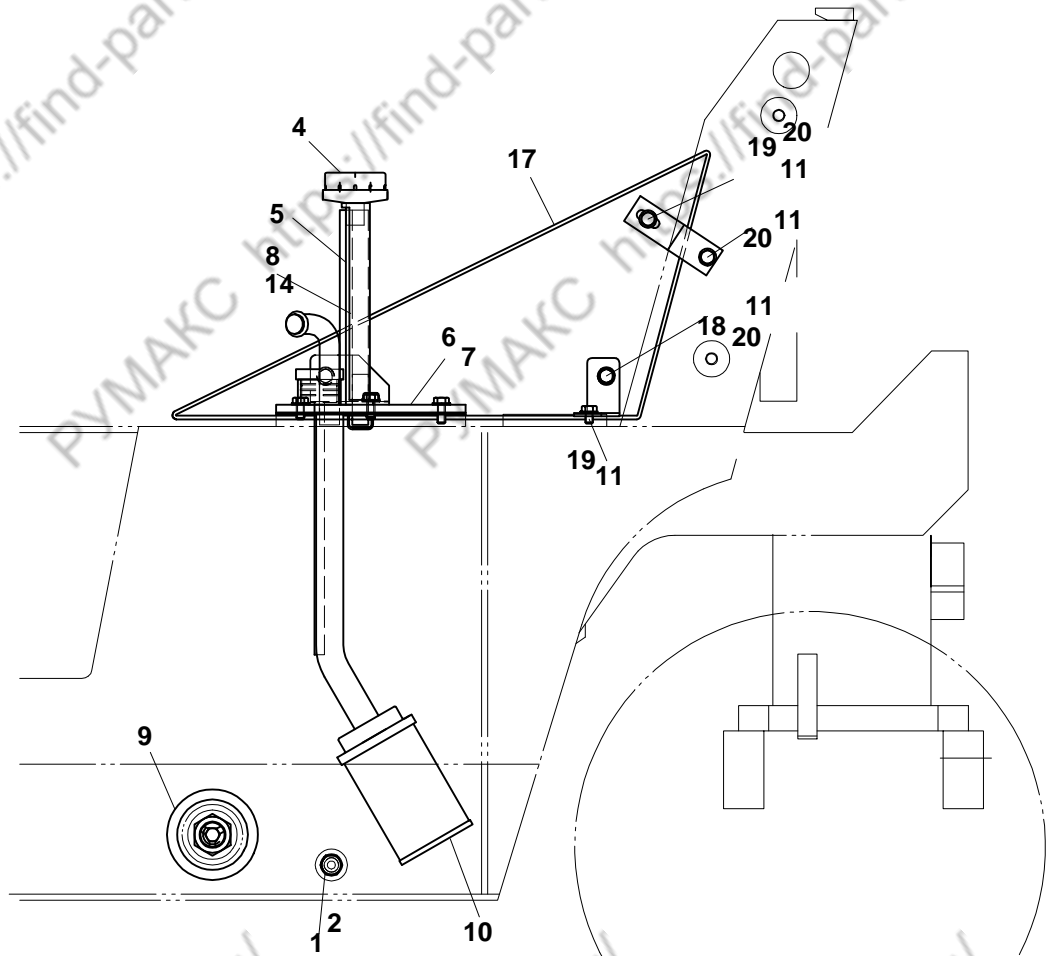
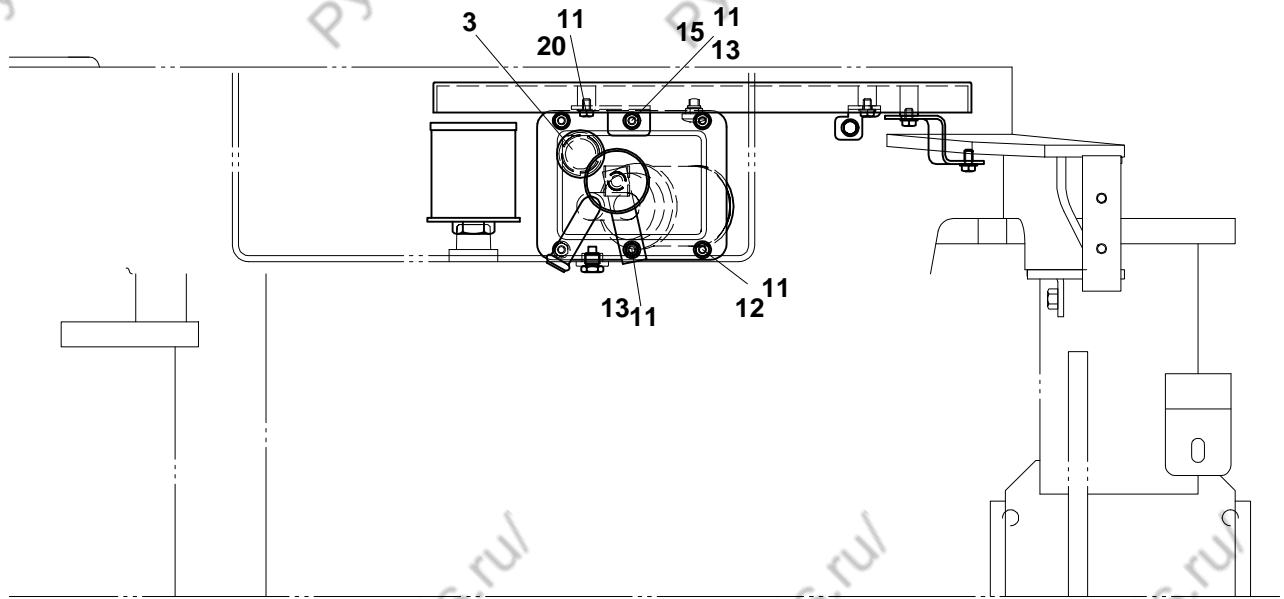
ENGINE REAR
PLATE

D15/18S2 D20SC2

FIG.12.15

A321029 LINES GP - MAST OPERATING

NOTE	ITEM NO.	PART NUMBER	QTY	DESCRIPTION	CHANGE CODE	START SERIAL NO.				
						EM0FL	EM0FM	-	-	-
	1	A275034	1	HOSE AS-LIFT						
	2	A275038	1	HOSE AS						
	3	A225118	1	HOSE AS-MAST PRESSURE						
E	5	D164407	34	HOSE-BULK						
	6	S8450023	2	CLAMP						
	7	D902034	1	ELBOW						
	9	DS2472001	1	ELBOW						
	10	D902163	1	ELBOW						
	11	D905011	1	CONNECTOR						
	12	D580786	1	STRAP						
	13	A271647	1	HOSE AS						
	14	A271523	1	HOSE AS						
	15	D902032	1	ELBOW-SWIVAL(90)						
	16	S8030101	6	O-RING						
	17	S8040101	6	O-RING						
	18	S8030061	10	O-RING						
	19	S8040081	2	O-RING						
	20	A251581	1	PRIORITY V/V						
	21	S0556463	2	BOLT						
	22	D917092	2	WASHER						
E	23	D164430	160	PROTECTOR-HOSE	N					
E,C		D164430	80	PROTECTOR-HOSE						
	24	D580391	4	ELBOW						
	25	S8040061	4	O-RING						
	28	S8040161	1	SEAL-O-RING	N					
C		S8040161	2	SEAL-O-RING						
	29	D905009	3	CONNECTOR						
	30	A275010	1	HOSE AS						
	31	A275009	1	HOSE AS						
	32	D580399	1	CLIP						
	33	S0511663	3	BOLT						
	34	D917093	3	WASHER						
	35	D480556	1	CLIP						
	36	S8450016	2	CLAMP						
	37	A271882	1	TUBE AS						
	38	A225038	2	TEE						
	39	D900026	1	CLIP						
E	40	D330725	25	PROTECTOR						
	41	D902027	1	ELBOW						
E	42	D480555	23	HOSE						
	43	D909133	1	PLUG						
	44	S8000081	1	O-RING						

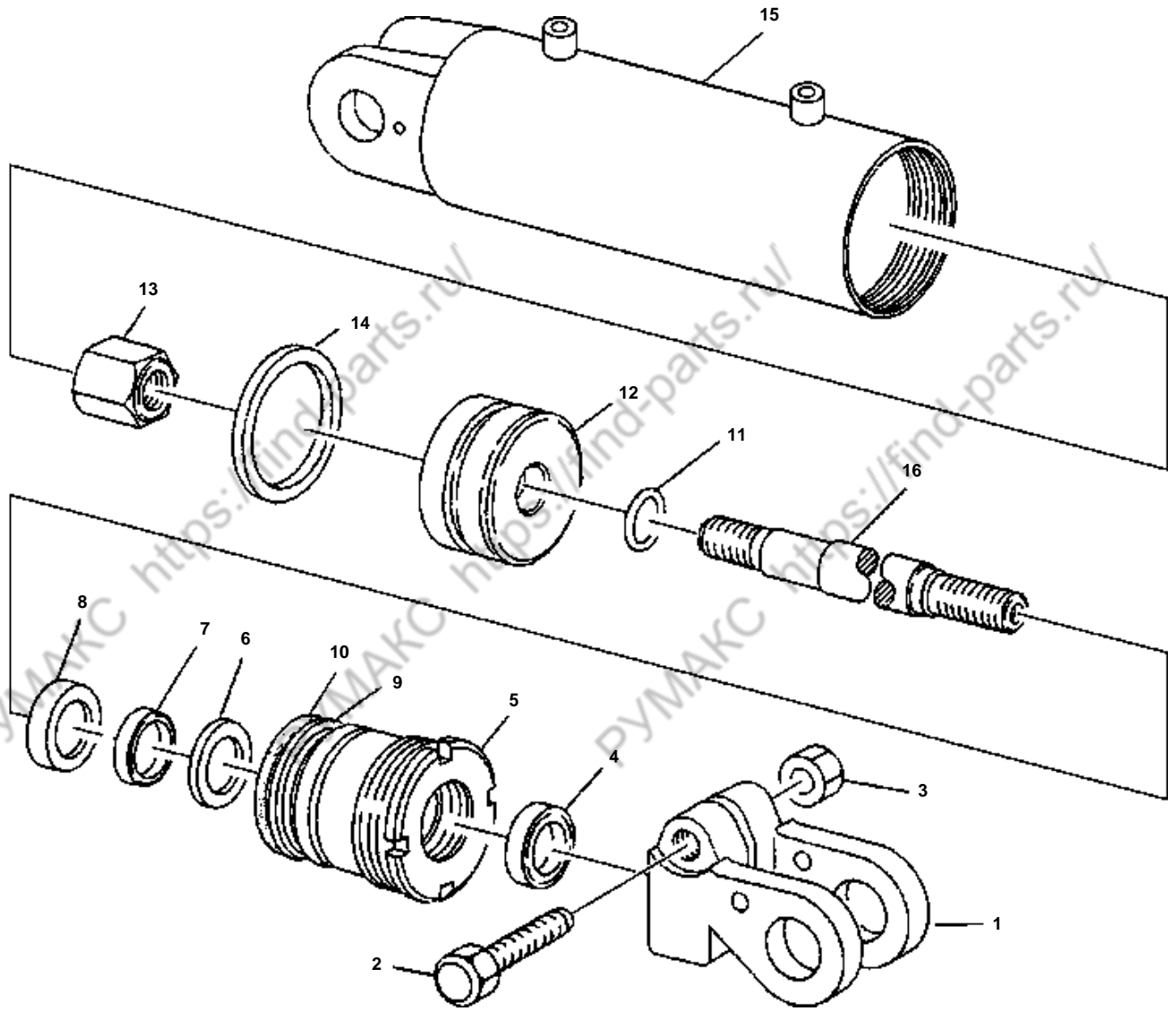


D15/18S2 D20SC2

FIG.12.16

A271471 GAUGE GP - OIL LEVEL

NOTE	ITEM NO.	PART NUMBER	QTY	DESCRIPTION	CHANGE CODE	START SERIAL NO.				
						EM0FL	EM0FM	-	-	-
E	1	D909156	1	PLUG						
	2	S8040061	1	O-RING						
	3	A215123	1	CAP AS-HYD						
	4	A215170	1	BREATHER-AIR						
	5	A271337	1	BRACKET						
	6	A271472	1	PLATE-HYD						
	7	A225010	1	GASKET						
	8	D909170	22	HOSE-CM						
	9	D501397	1	FILTER AS-SUCTION						
	10	D516976	1	FILTER-RETURN						
	11	D917092	11	WASHER-HARD						
C	12	S0508863	4	BOLT	N					
		S0508863	3	BOLT						
C	13	S0509063	2	BOLT	N					
		S0509063	3	BOLT						
	14	S8450016	2	CLAMP						
	15	A221359	1	BRACKET						
	16	A221360	1	BRACKET						
	17	A221223	1	PLATE-WEDGE HYD						
	18	A221358	1	BRACKET						
	19	S0508463	5	BOLT						
	20	S0508663	4	BOLT						



D15/18S2 D20SC2

FIG.12.17

A252107 CYLINDER GP - TILT

NOTE	ITEM NO.	PART NUMBER	QTY	DESCRIPTION	CHANGE CODE	START SERIAL NO.				
						EM0FL	EM0FM	-	-	-
	1	D501247	1	EYE-TILT CYLINDER						
	2	D910210	1	BOLT						
	3	D913010	1	LOCKNUT						
J	4	D501244	1	SEAL-WIPER						
	5	D511446	1	HEAD						
J	6	D501243	1	RING-BACK UP						
J	7	D510022	1	SEAL-U-CUP						
	8	D501241	1	DU-BUSH						
J	9	D510011	1	RING-BACK UP						
J	10	D510010	1	SEAL-O-RING						
J	11	D501237	1	SEAL-O-RING						
	12	D511445	1	PISTON						
	13	D501239	1	NUT-SELFLOCKING						
J	14	D510013	1	SEAL-SLIPPER						
	15	D511681	1	TUBE AS						
	16	D511682	1	ROD(6FORWARD)						
	.	D511683	1	ROD(10FORWARD)	N					
C		D511683	1	ROD(8FORWARD)						
				THE FOLLOWING REPAIR KIT IS AVAILABLE ;						
		D511447	1	KIT-SEAL (INCLUDES PARTS MARKED J) THE FOLLOWING CYLINDER AS IS AVAILABLE ;						
		A252107	2	CYL GP-TILT(6FORWARD)						
	..	A252109	2	CYL GP-TILT(10FORWARD)	N					
C		A252109	2	CYL GP-TILT(8 FORWARD)						

D15/18S2 D20SC2**FIG.12.18****A251984 TILT GP(STD) 6 DEGREE FORWARDX8 DEGREE BACKWARD**

NOTE	ITEM NO.	PART NUMBER	QTY	DESCRIPTION	CHANGE CODE	START SERIAL NO.				
						EM0FL	EM0FM	-	-	-
		A252107	1	CYLINDER GP-TILT						
		A252086	1	LIMIT GP-TILT						
		S8000301	1	SEAL-O-RING						
		D510853	1	SHIM						
		D510854	1	SHIM						
		A252098	1	SPACER						

D15/18S2 D20SC2**FIG.12.18****A251985 TILT GP(FFL, FFT) 6 DEGREE FORWARDX5 DEGREE BACKWARD**

NOTE	ITEM NO.	PART NUMBER	QTY	DESCRIPTION	CHANGE CODE	START SERIAL NO.				
						EM0FL	EM0FM	-	-	-
		A252107	1	CYLINDER GP-TILT						
		A252087	1	LIMIT GP-TILT						
		S8000301	1	SEAL-O-RING						
		D510853	1	SHIM						
		D510854	1	SHIM						
		A252099	1	SPACER						

D15/18S2 D20SC2**FIG.12.18****A251986 TILT GP(G18S-2 : MFH6000, G20SC-2 : MFH5500, MFH6000)-FFT**

NOTE	ITEM NO.	PART NUMBER	QTY	DESCRIPTION	CHANGE CODE	START SERIAL NO.				
						EM0FL	EM0FM	-	-	-
		A252107	1	CYLINDER GP-TILT						
		A252088	1	LIMIT GP-TILT						
		S8000301	1	SEAL-O-RING						
		D510853	1	SHIM						
		D510854	1	SHIM						
		A252100	1	SPACER						

D15/18S2 D20SC2**FIG.12.18****A251987 TILT GP(STD) 8 DEGREE FORWARDX8 DEGREE BACKWARD**

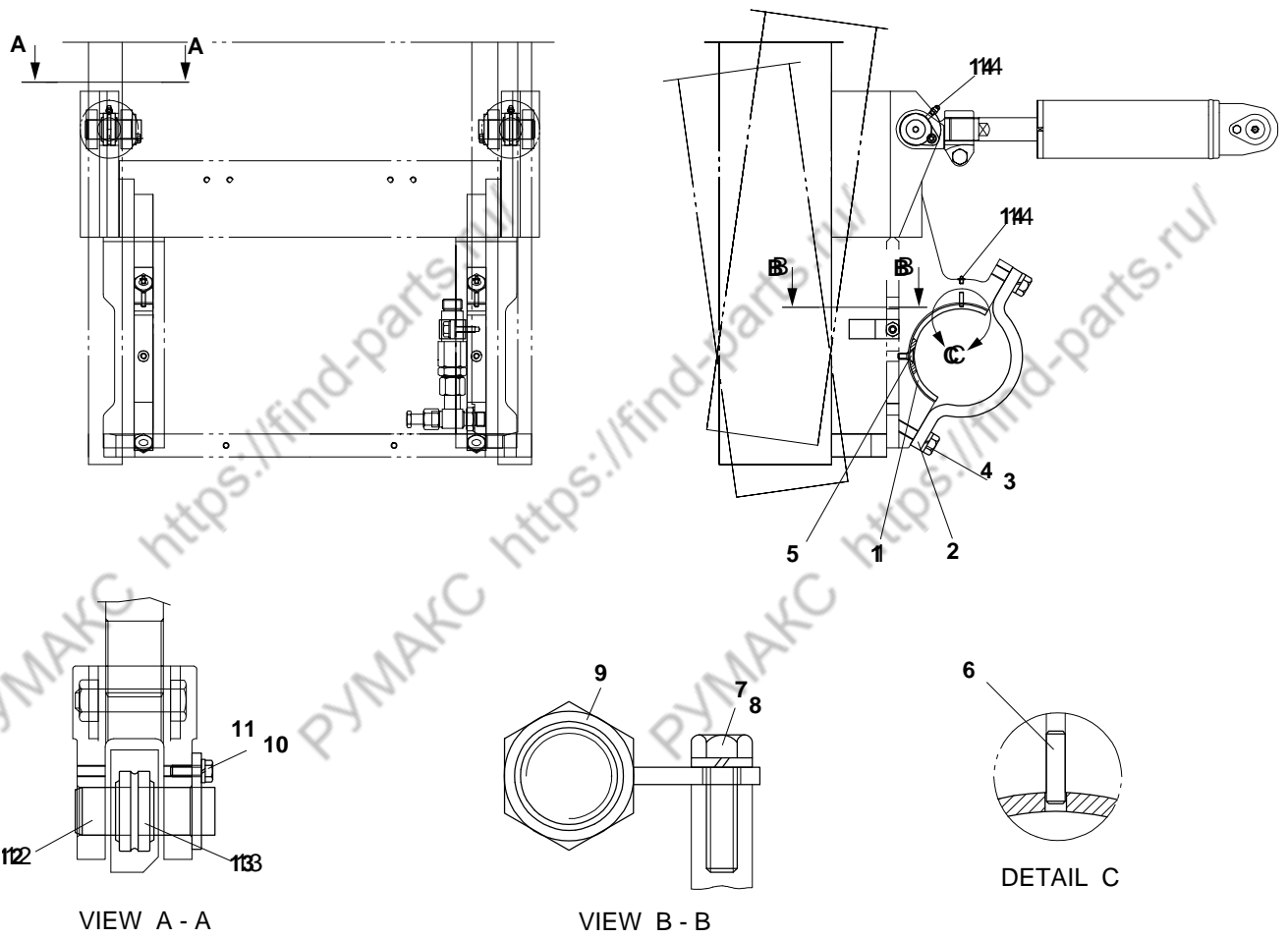
NOTE	ITEM NO.	PART NUMBER	QTY	DESCRIPTION	CHANGE CODE	START SERIAL NO.				
						EM0FL	EM0FM	-	-	-
		A252109	1	CYLINDER GP-TILT						
		A252086	1	LIMIT GP-TILT						
		S8000301	1	SEAL-O-RING						
		D510853	1	SHIM						
		D510854	1	SHIM						
		A252098	1	SPACER						

D15/18S2 D20SC2**FIG.12.18****A251988 TILT GP(FFL, FFT) 8 DEGREE FORWARDX5 DEGREE BACKWARD**

NOTE	ITEM NO.	PART NUMBER	QTY	DESCRIPTION	CHANGE CODE	START SERIAL NO.				
						EM0FL	EM0FM	-	-	-
		A252109	1	CYLINDER GP-TILT						
		A252087	1	LIMIT GP-TILT						
		S8000301	1	SEAL-O-RING						
		D510853	1	SHIM						
		D510854	1	SHIM						
		A252099	1	SPACER						

D15/18S2 D20SC2**FIG.12.18****A251989 TILT GP(G18S-2 : MFH6000, G20SC-2 : MFH5500, MFH6000)-FFT**

NOTE	ITEM NO.	PART NUMBER	QTY	DESCRIPTION	CHANGE CODE	START SERIAL NO.				
						EM0FL	EM0FM	-	-	-
		A252109	1	CYLINDER GP-TILT						
		A252088	1	LIMIT GP-TILT						
		S8000301	1	SEAL-O-RING						
		D510853	1	SHIM						
		D510854	1	SHIM						
		A252100	1	SPACER						



D15/18S2 D20SC2

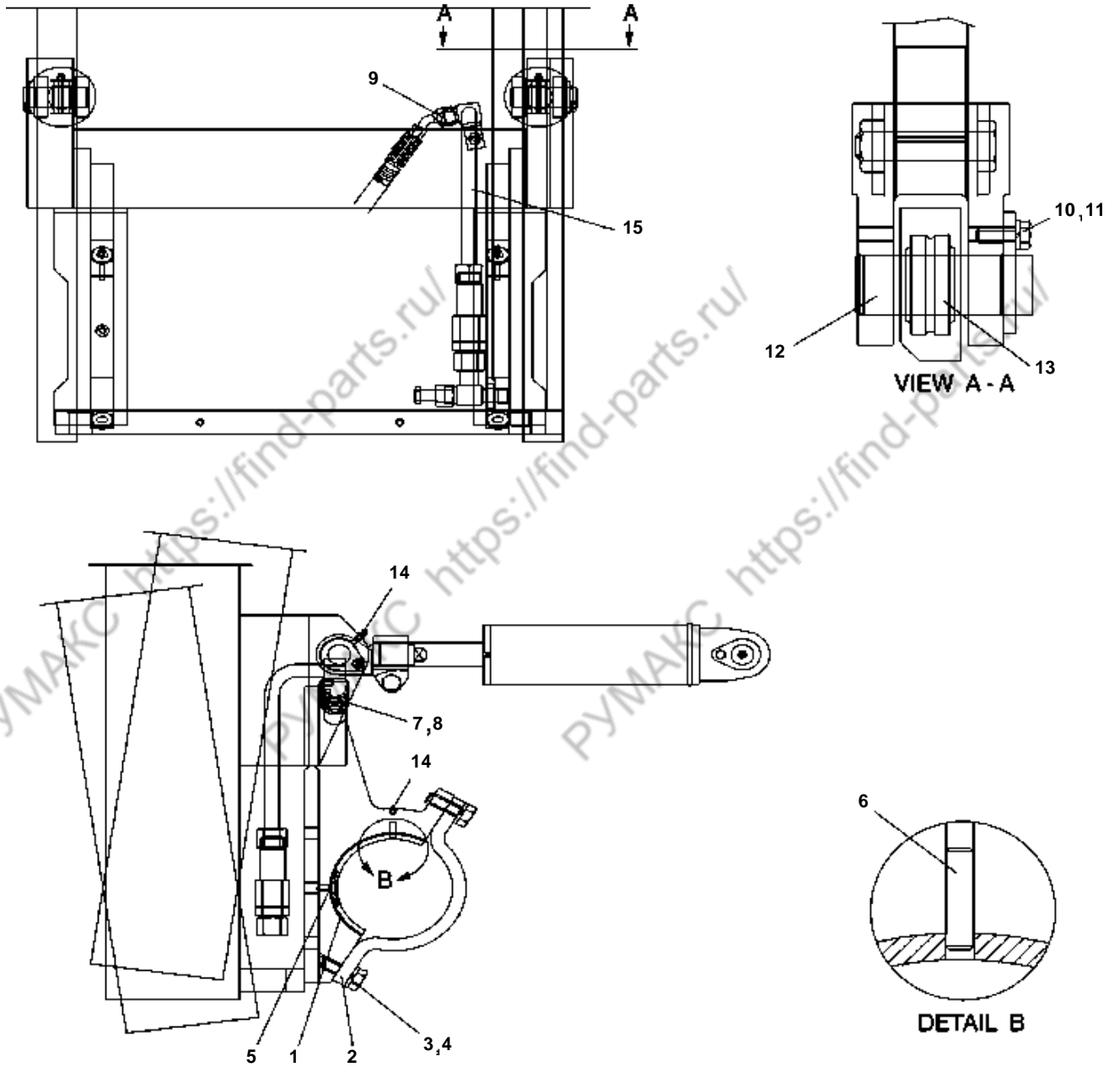
FIG.12.19

A276098 MTG GP - MAST(STD, FFL, FFT)

NOTE	ITEM NO.	PART NUMBER	QTY	DESCRIPTION	CHANGE CODE	START SERIAL NO.				
						EM0FL	EM0FM	-	-	-
	1	D580022	2	BUSHING						
	2	D580091	2	CAP						
	3	S0562763	4	BOLT						
	4	S5102803	4	WASHER						
	5	D915031	2	SCREW						
	6	S5740770	2	PIN-SPRING						
	7	S0508863	1	BOLT						
	8	D917092	1	WASHER						
	9	D581375	1	CLAMP AS						
	10	D917007	2	WASHER						
	11	S0504663	2	BOLT						
	12	D700685	2	PIN AS						
	13	D580058	2	BEARING						
	14	D909174	4	FITTING						

EM0FL-0001~0574
EM0FM-0001~0269

D15/18S2 D20SC2(SB1058/TIREII) PARTS BOOK(FL/FM)
12201



D15/18S2 D20SC2

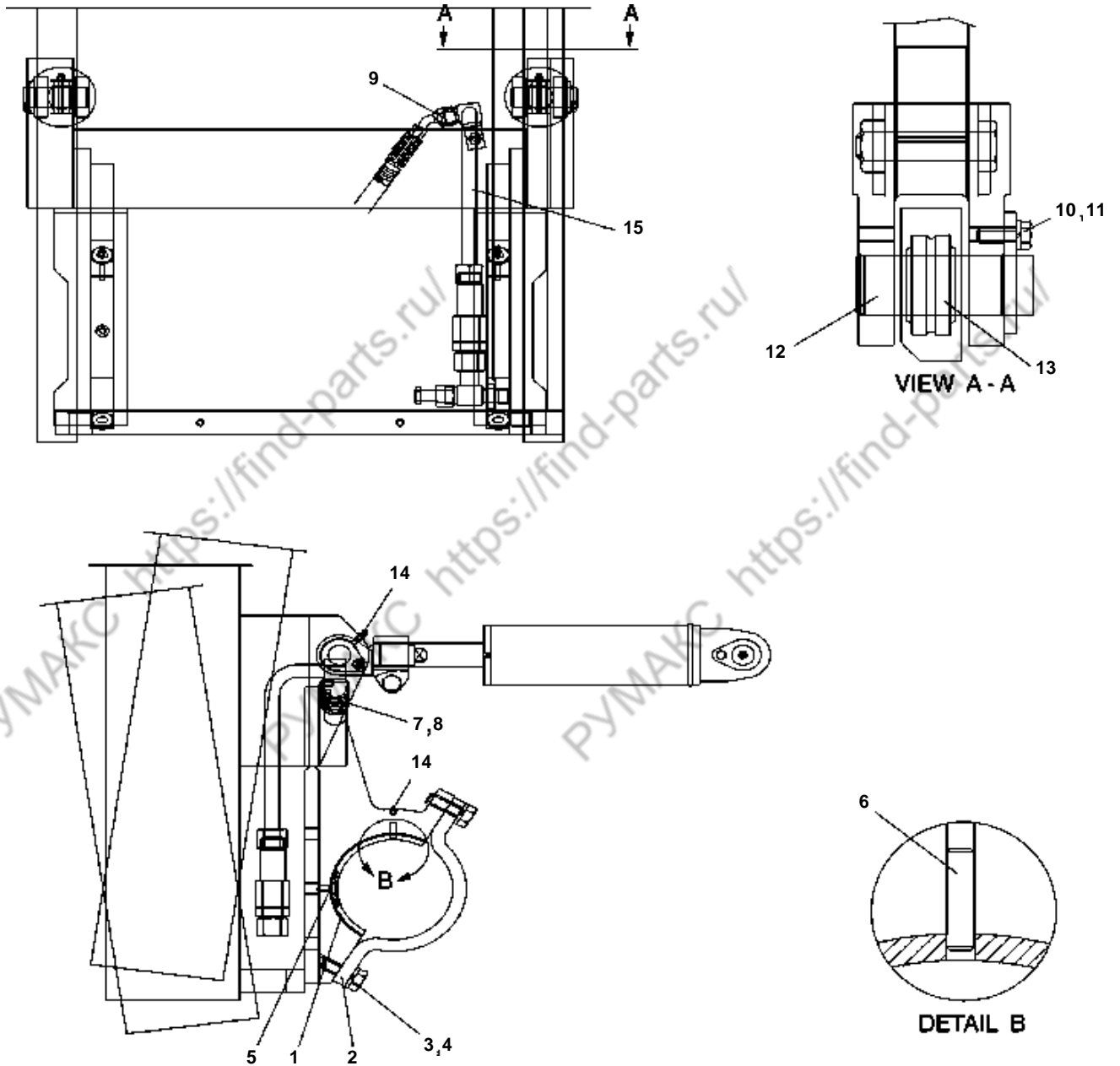
FIG.12.191

A276175 MOUNTING GP - MAST(STD,FFT)

NOTE	ITEM NO.	PART NUMBER	QTY	DESCRIPTION	CHANGE CODE	START SERIAL NO.				
						EM0FL	EM0FM	-	-	-
	1	D580022	2	BUSHING						
	2	D580091	2	CAP						
	3	S0562763	4	BOLT						
	4	S5102803	4	WASHER						
	5	D915031	2	SCREW						
	6	S5740770	2	PIN-SPRING						
	7	S0508863	1	BOLT						
	8	D917168	1	WASHER						
	9	S8030081	1	O-RING						
	10	D917007	2	WASHER						
	11	S0504663	2	BOLT						
	12	D700685	2	PIN AS						
	13	D580058	2	BEARING-SELF ALIGING						
	14	D909174	4	FITTING-LUBE						
	15	A156500	1	TUBE AS(STD,FFT)						

EM0FL-0575~UP
EM0FM-0270~UP

D15/18S2 D20SC2(SB1058/TIREII) PARTS BOOK(FL/FM)
12201



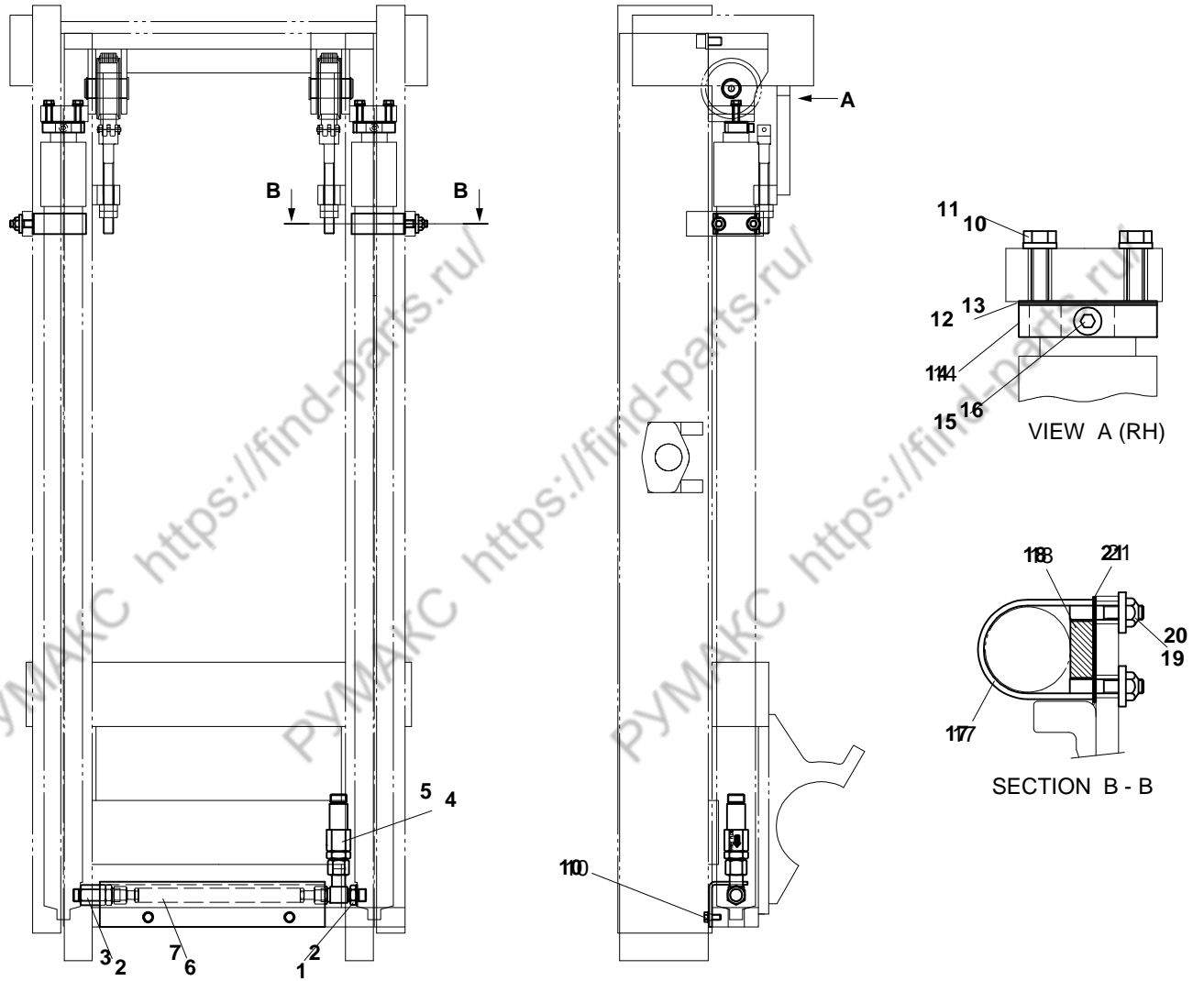
D15/18S2 D20SC2

FIG.12.191

A276183 MOUNTING GP - MAST(FFL)

NOTE	ITEM NO.	PART NUMBER	QTY	DESCRIPTION	CHANGE CODE	START SERIAL NO.			
						EM0FL	EM0FM	-	-
	1	D580022	2	BUSHING					
	2	D580091	2	CAP					
	3	S0562763	4	BOLT					
	4	S5102803	4	WASHER					
	5	D915031	2	SCREW					
	6	S5740770	2	PIN-SPRING					
	7	S0508863	1	BOLT					
	8	D917168	1	WASHER					
	9	S8030081	1	O-RING					
	10	D917007	2	WASHER					
	11	S0504663	2	BOLT					
	12	D700685	2	PIN AS					
	13	D580058	2	BEARING-SELF ALIGING					
	14	D909174	4	FITTING-LUBE					
	15	A156381	1	TUBE AS(FFL)					

EM0FL-0575~UP
EM0FM-0270~UP



D15/18S2 D20SC2

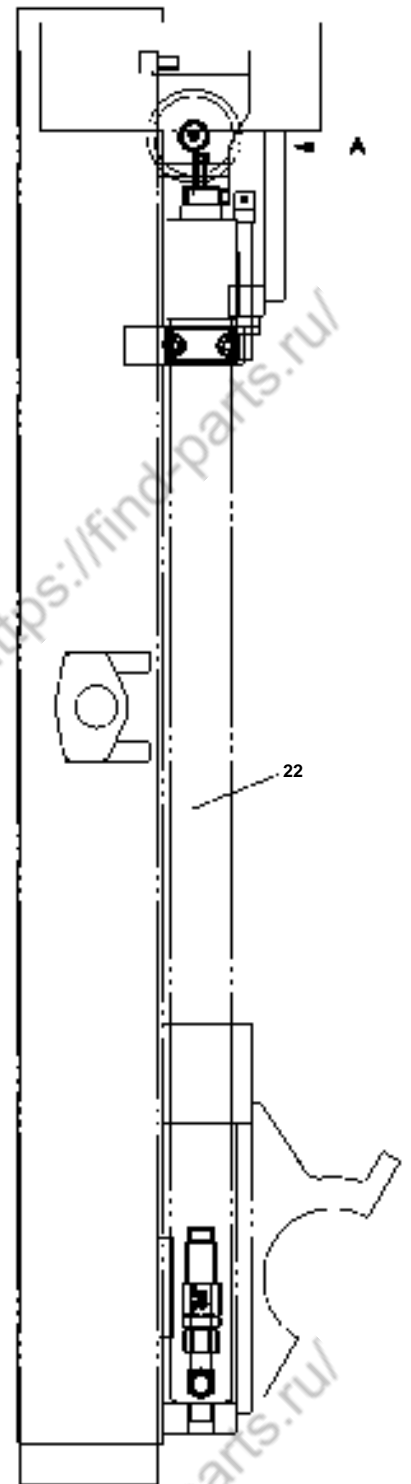
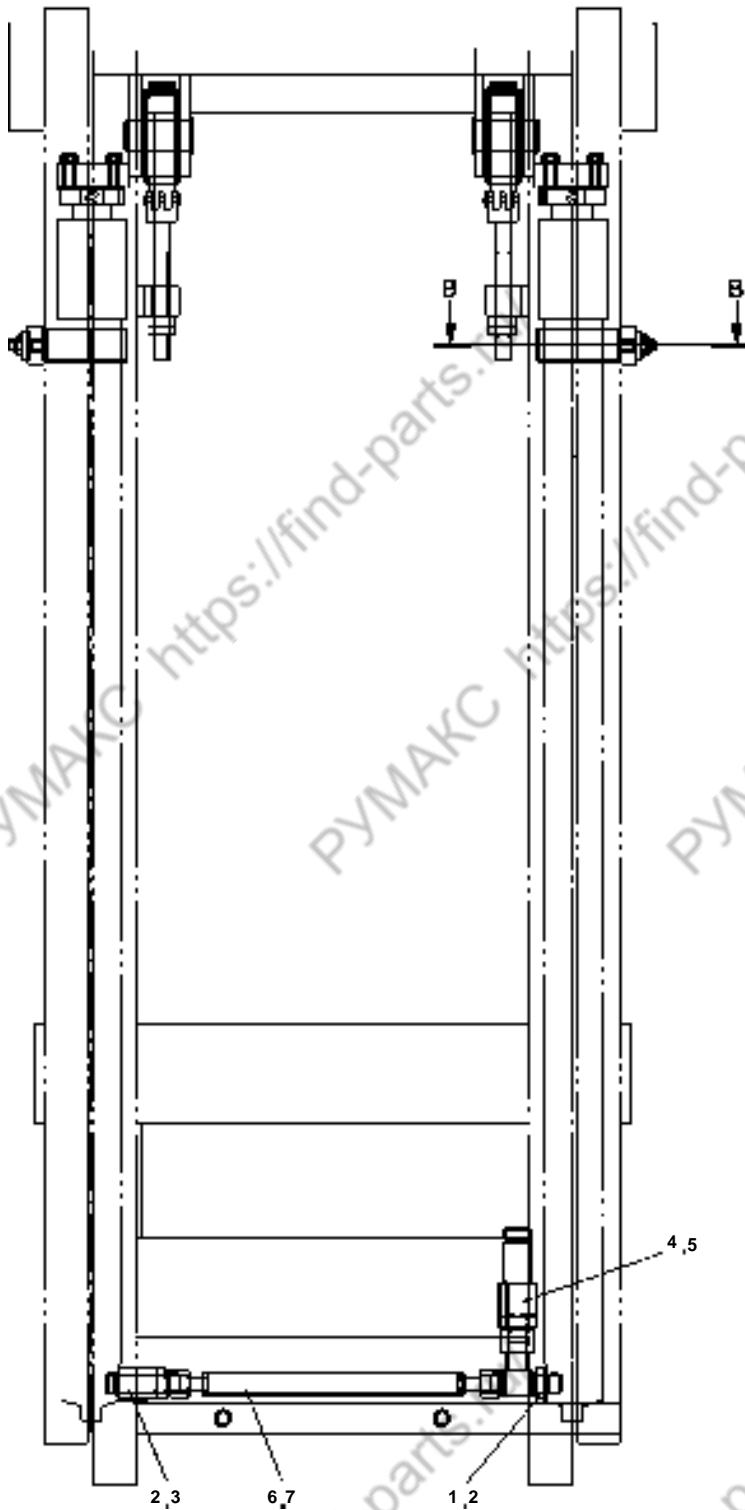
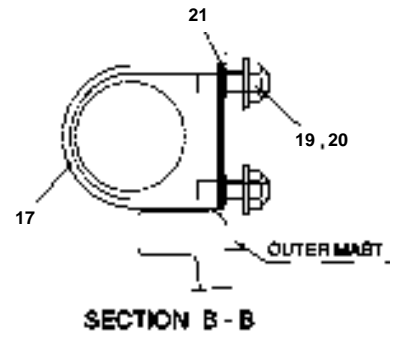
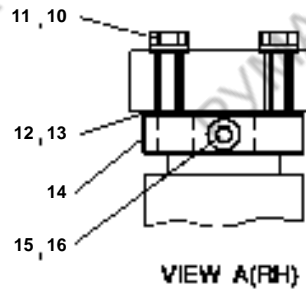
FIG.12.20

D583418 MTG GP - LIFT(STD)

NOTE	ITEM NO.	PART NUMBER	QTY	DESCRIPTION	CHANGE CODE	START SERIAL NO.				
						EM0FL	EM0FM	-	-	-
	1	D580023	1	TEE						
	2	S8040081	2	O-RING						
	3	D501495	1	PROTECTOR AS						
	4	D501493	1	REGULATOR						
	5	S8030101	2	O-RING						
	6	D580021	1	HOSE AS						
	7	S8030081	2	O-RING						
	10	S5102503	4	WASHER						
	11	S0556163	4	BOLT						
	12	D580061	6	SHIM						
	13	D580062	6	SHIM						
	14	D580099	2	PLATE						
	15	S2209463	2	BOLT						
	16	S5110503	2	WASHER						
	17	D583526	2	U-BOLT AS						
	18	D583330	2	SPACER-RUBBER						
	19	D913002	4	NUT						
	20	D917055	4	WASHER-HARD						
	21	D584278	4	SHIM						
		D501918	2	LIFT GP(SEC)-MFH 3000						
		D501919	2	LIFT GP(SEC)-MFH 3300						
		D501920	2	LIFT GP(SEC)-MFH 3500						
		D501921	2	LIFT GP(SEC)-MFH 3700						
		D501922	2	LIFT GP(SEC)-MFH 4000						
		D501923	2	LIFT GP(SEC)-MFH 4500						

EM0FL-0001~0574
EM0FM-0001~0269

D15/18S2 D20SC2(SB1058/TIREII) PARTS BOOK(FL/FM)



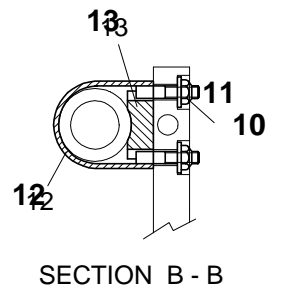
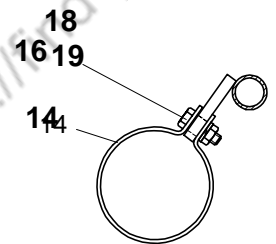
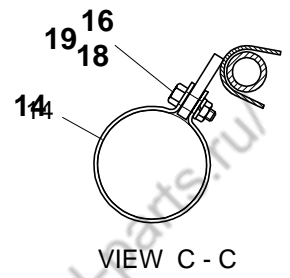
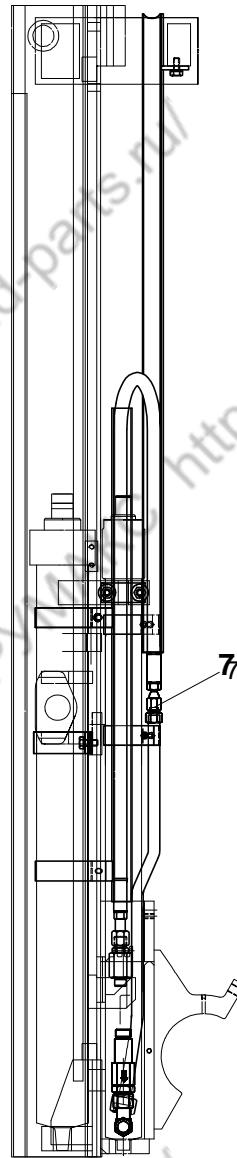
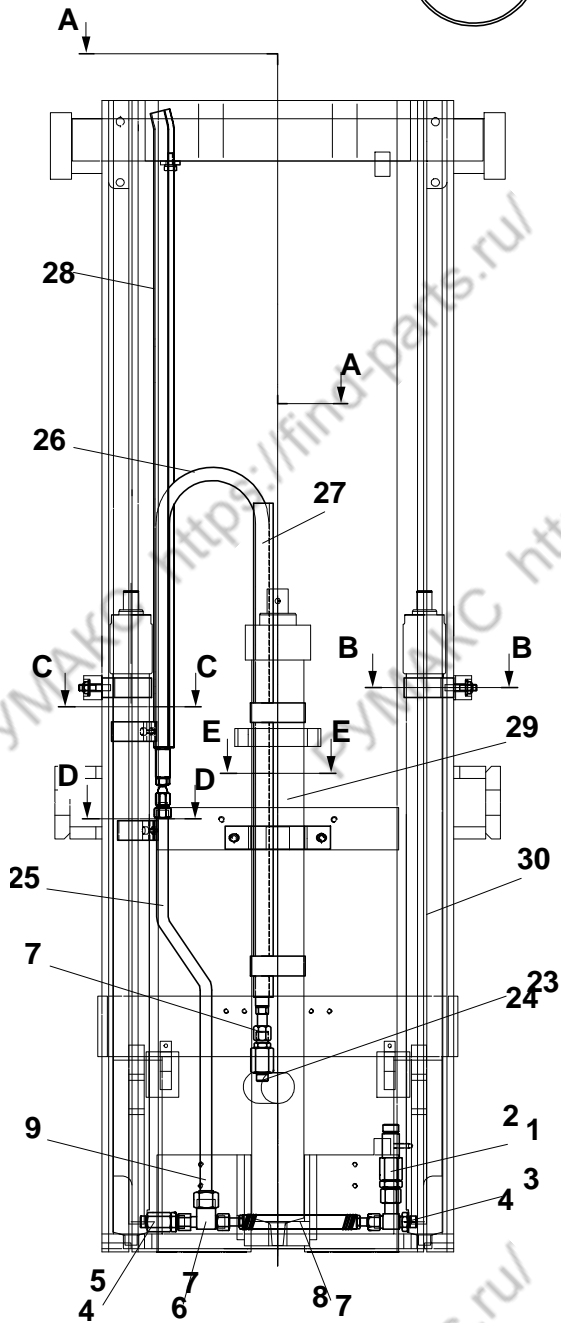
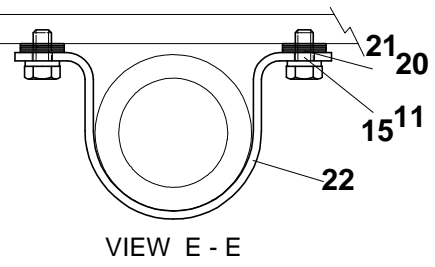
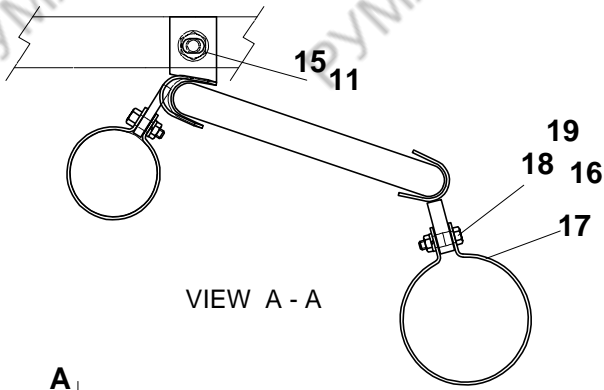
D15/18S2 D20SC2

FIG.12.201

D583418-01 MTG GP - LIFT(STD)

NOTE	ITEM NO.	PART NUMBER	QTY	DESCRIPTION	CHANGE CODE	START SERIAL NO.				
						EMOFL	EMOFM	-	-	-
	1	D580023	1	TEE						
	2	S8040081	2	O-RING						
	3	D501495	1	PROTECTOR AS						
	4	D501493	1	REGULATOR						
	5	S8030101	2	O-RING						
	6	DS2011447	1	HOSE AS						
	7	S8030081	2	O-RING						
	10	S5102503	4	WASHER						
	11	S0556163	4	BOLT						
	12	D580061	6	SHIM						
	13	D580062	6	SHIM						
	14	D580099	2	PLATE						
	15	S2209463	2	BOLT						
	16	S5110503	2	WASHER						
	17	A156585	2	U-BOLT AS						
	19	D913002	4	NUT						
	20	D917169	4	WASHER-HARD						
	21	D584278	4	SHIM						
	22	D512378	2	LIFT GP(SEC)-MFH 3000						
		D512379	2	LIFT GP(SEC)-MFH 3300						
		D512380	2	LIFT GP(SEC)-MFH 3500						
		D512381	2	LIFT GP(SEC)-MFH 3700						
		D512382	2	LIFT GP(SEC)-MFH 4000						
		D512383	2	LIFT GP(SEC)-MFH 4500						

EMOFL-0575~UP
EMOFM-0270~UP



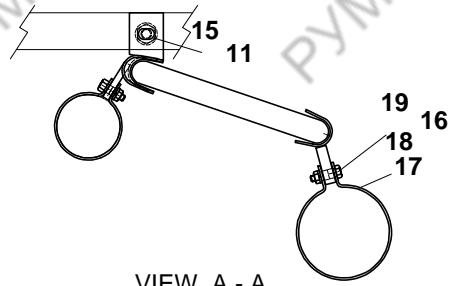
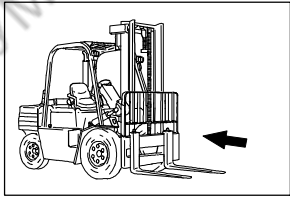
D15/18S2 D20SC2

FIG.12.21

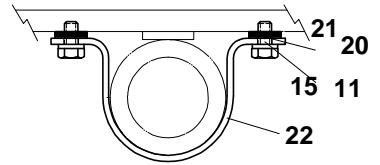
D583524-01 MTG GP - LIFT - BSC(FFL)

NOTE	ITEM NO.	PART NUMBER	QTY	DESCRIPTION	CHANGE CODE	START SERIAL NO.				
						EM0FL	EM0FM	-	-	-
	1	D501493	1	REGULATOR						
	2	S8030101	2	O-RING						
	3	D580023	1	TEE						
	4	S8040081	2	O-RING						
	5	D501495	1	PROTECTOR						
	6	D580025	1	TEE						
	7	S8030081	5	O-RING						
	8	D580024	1	HOSE AS						
	9	S8030121	1	O-RING						
	10	D913002	4	NUT						
	11	D917169	7	WASHER						
	12	D583526	2	U-BOLT AS						
	13	D583939	2	SPACER-RUBBER						
	14	D582990	2	CLAMP						
	15	S0512063	3	BOLT						
	16	D917092	4	WASHER						
	17	D582991	2	CLAMP						
	18	S0505063	4	BOLT						
	19	S4012333	4	NUT						
B	20	D580387	10	SHIM						
B	21	D580388	2	SHIM						
	22	D583447	1	CLAMP						
	23	D502539	1	PROTECTOR						
	24	S8040121	1	O-RING						
	25	A276102	1	TUBE AS-MFH 2700MM						
		A276103	1	TUBE AS-MFH 3000MM						
		A276104	1	TUBE AS-MFH 3300MM						
	26	D583658	1	HOSE AS-MFH 2700MM						
		D583659	1	HOSE AS-MFH 3000MM						
		D583660	1	HOSE AS-MFH 3300MM						
	27	D583669	1	CHANNEL AS-MFH 2700MM						
		D583670	1	CHANNEL AS-MFH 3000MM						
		D583671	1	CHANNEL AS-MFH 3300MM						
	28	D583672	1	CHANNEL AS-MFH 2700MM						
		D583673	1	CHANNEL AS-MFH 3000MM						
		D583674	1	CHANNEL AS-MFH 3300MM						
	29	D501866	1	LIFT GP(PRI)-MFH 2700MM						
		D501867	1	LIFT GP(PRI)-MFH 3000MM						
		D501868	1	LIFT GP(PRI)-MFH 3300MM						
	30	D511625	2	LIFT GP(SEC)-MFH 2700MM						
		D511626	2	LIFT GP(SEC)-MFH 3000MM						
		D511627	2	LIFT GP(SEC)-MFH 3300MM						

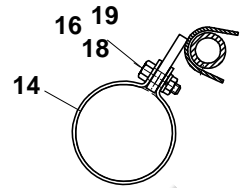
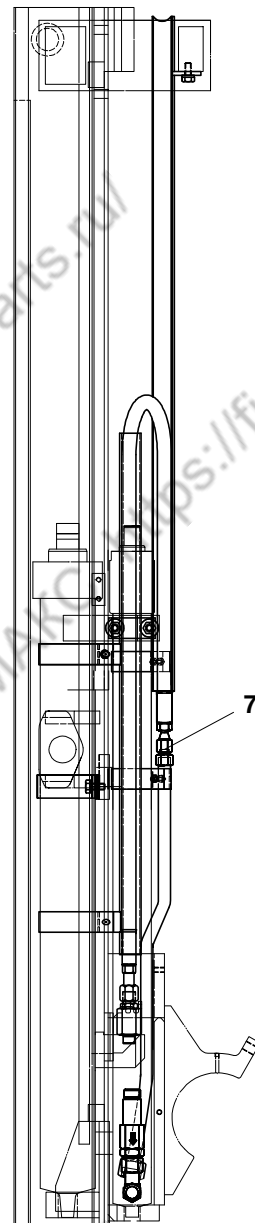
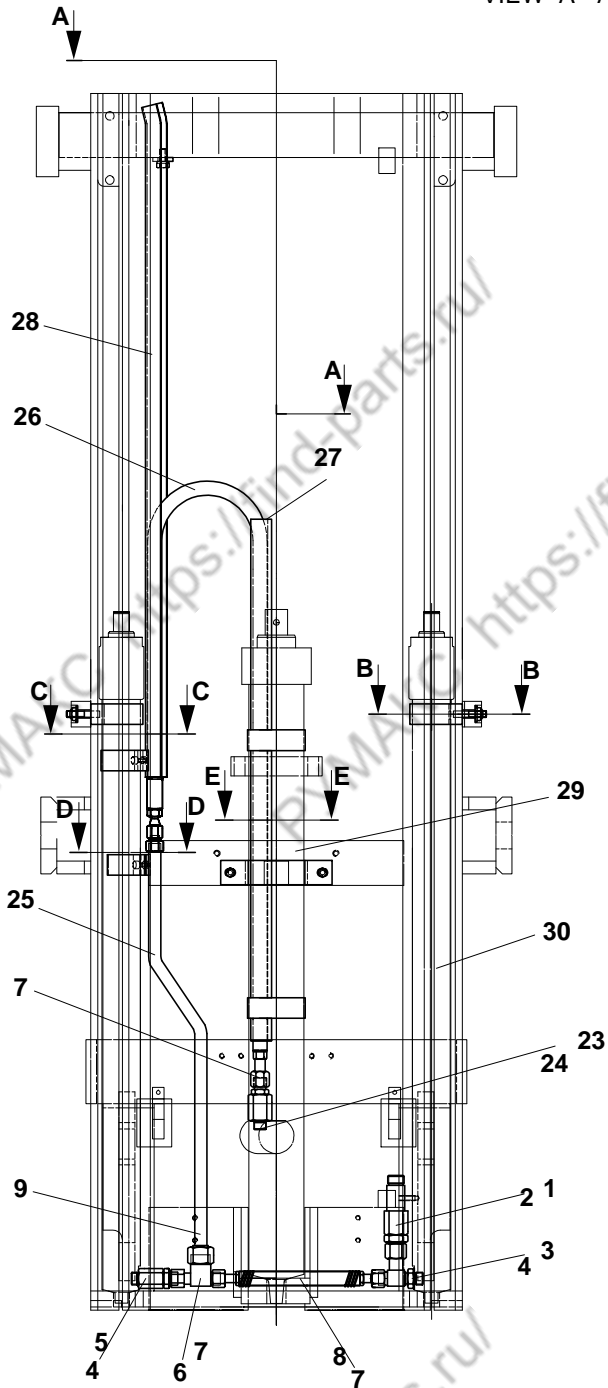
EM0FL-0001~0574
EM0FM-0001~0269



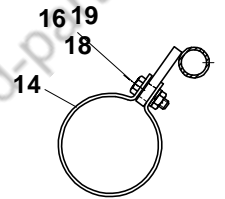
VIEW A - A



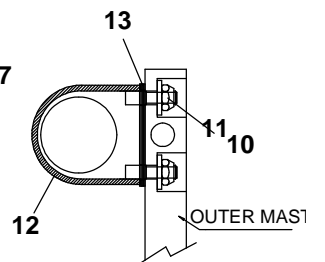
VIEW E - E



VIEW C - C



SECTION D - D



SECTION B - B

D15/18S2 D20SC2

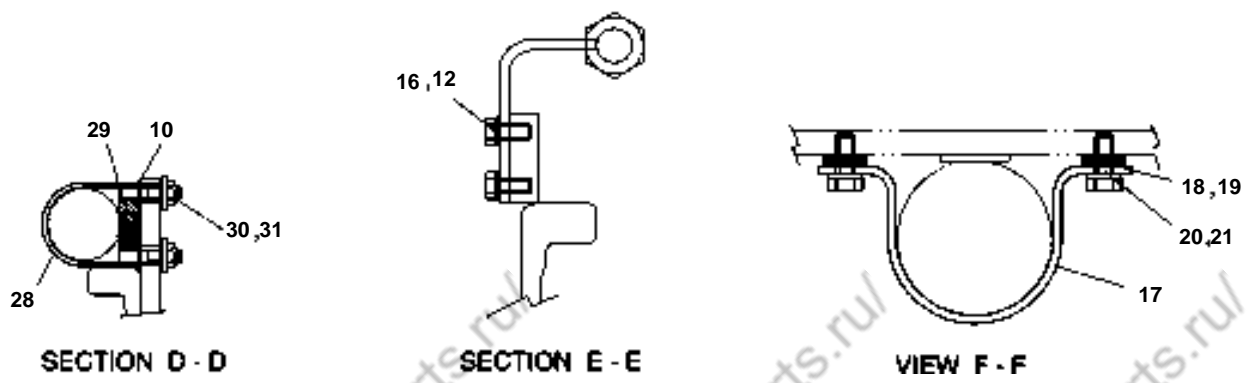
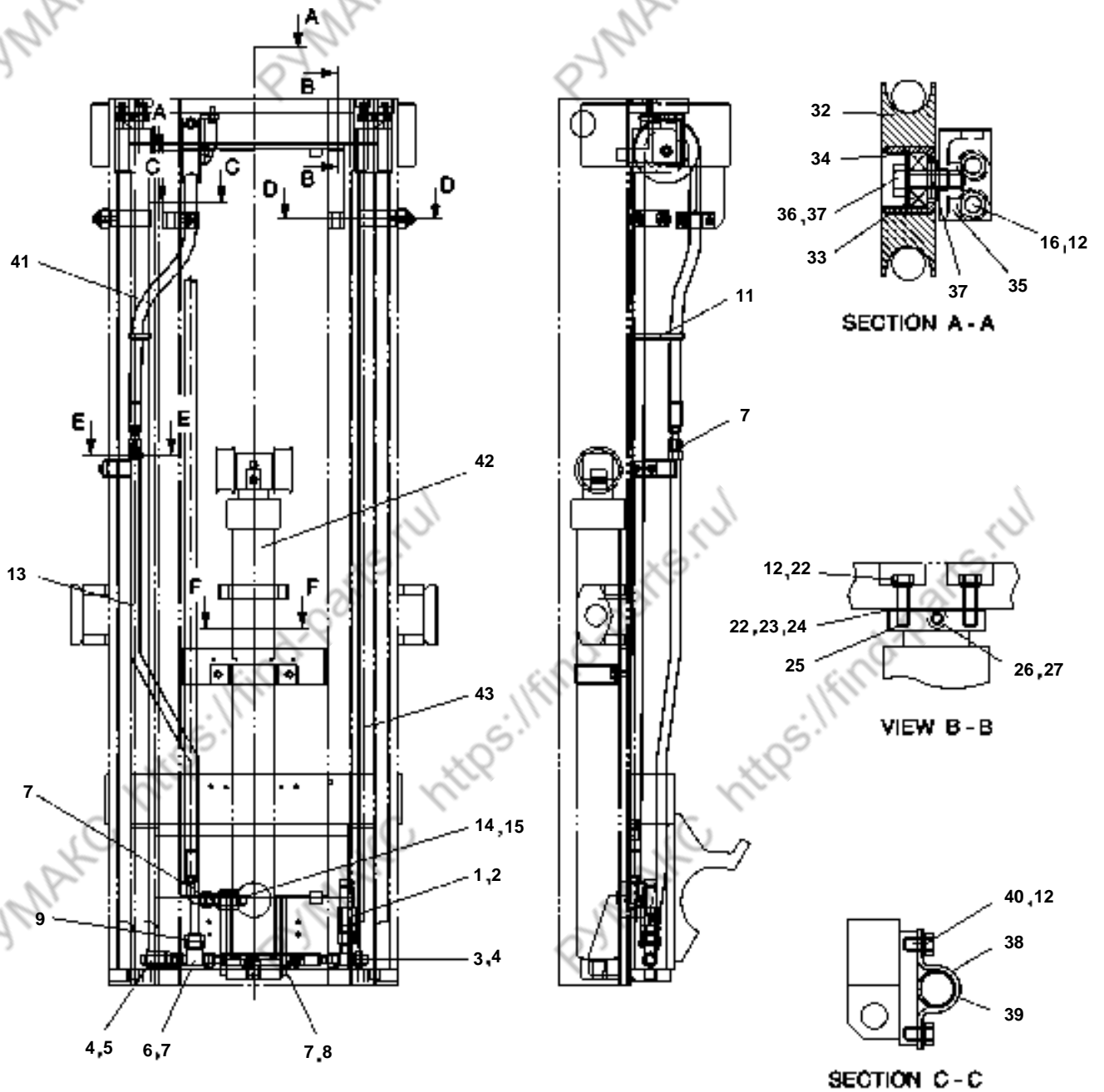
FIG.12.211

D583524-02 MTG GP - LIFT - BSC(FFL)

NOTE	ITEM NO.	PART NUMBER	QTY	DESCRIPTION	CHANGE CODE	START SERIAL NO.				
						EM0FL	EM0FM	-	-	-
	1	D501493	1	REGULATOR						
	2	S8030101	2	O-RING						
	3	D580023	1	TEE						
	4	S8040081	2	O-RING						
	5	D501495	1	PROTECTOR						
	6	D580025	1	TEE						
	7	S8030081	5	O-RING						
	8	DS2011406	1	HOSE AS						
	9	S8030121	1	O-RING						
	10	D913002	4	NUT						
	11	D917169	7	WASHER						
	12	A156585	2	U-BOLT AS						
B	13	D584278	8	SHIM						
	14	D584555	2	CLAMP						
	15	S0512063	3	BOLT						
	16	D917092	4	WASHER						
	17	D582991	2	CLAMP						
	18	S0505063	4	BOLT						
	19	S4012333	4	NUT						
B	20	D580387	10	SHIM						
B	21	D580388	2	SHIM						
	22	D583447	1	CLAMP						
	23	D502539	1	PROTECTOR						
	24	S8040121	1	O-RING						
	25	A276176	1	TUBE AS-MFH 2700MM						
		A276177	1	TUBE AS-MFH 3000MM						
		A276178	1	TUBE AS-MFH 3300MM						
	26	D583658	1	HOSE AS-MFH 2700MM						
		D583659	1	HOSE AS-MFH 3000MM						
		D583660	1	HOSE AS-MFH 3300MM						
	27	D583669	1	CHANNEL AS-MFH 2700MM						
		D583670	1	CHANNEL AS-MFH 3000MM						
		D583671	1	CHANNEL AS-MFH 3300MM						
	28	D583672	1	CHANNEL AS-MFH 2700MM						
		D583673	1	CHANNEL AS-MFH 3000MM						
		D583674	1	CHANNEL AS-MFH 3300MM						
	29	D501866	1	LIFT GP(PRI)-MFH 2700MM						
		D501867	1	LIFT GP(PRI)-MFH 3000MM						
		D501868	1	LIFT GP(PRI)-MFH 2700MM						
	30	D512389	2	LIFT GP(SEC)-MFH 2700MM						
		D512390	2	LIFT GP(SEC)-MFH 3000MM						
		D512391	2	LIFT GP(SEC)-MFH 3300MM						

EM0FL-0575~UP
EM0FM-0270~UP

D15/18S2 D20SC2(SB1058/TIREII) PARTS BOOK(FL/FM)



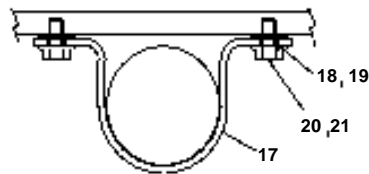
D15/18S2 D20SC2

FIG.12.22

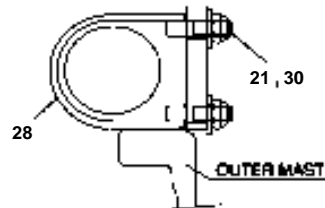
A276145 MTG GP - LIFT - BSC(FFT)

NOTE	ITEM NO.	PART NUMBER	QTY	DESCRIPTION	CHANGE CODE	START SERIAL NO.				
						EMOFL	EMOFM	-	-	-
	1	D501493	1	REGULATOR						
	2	S8030101	2	O-RING						
	3	D580023	1	TEE						
	4	S8040081	2	O-RING						
	5	D501495	1	PROTECTOR						
	6	D580025	1	TEE						
	7	S8030081	5	O-RING						
	8	D580024	1	HOSE AS						
	9	S8030121	1	O-RING						
	10	D584278	4	SHIM						
	11	D320087	1	STRIP						
	12	D917092	10	WASHER						
	13	A276144	1	TUBE AS						
	14	D502539	1	FLOW PROTECTOR						
	15	S8040121	1	O-RING						
	16	S0508863	4	BOLT						
	17	D583809	1	CLAMP						
B	18	D580387	4	SHIM	N					
B,C		D580387	14	SHIM						
B	19	D580388	2	SHIM						
	20	S0512063	2	BOLT						
	21	D917169	2	WASHER						
	22	S0555963	4	BOLT						
B	23	D580061	6	SHIM						
B	24	D580062	6	SHIM						
	25	D580099	2	PLATE						
	26	S2209463	2	BOLT						
	27	S5110503	2	WASHER						
	28	D583526	2	U-BOLT AS						
	29	D583330	2	SPACER-RUBBER						
	30	D913002	4	NUT						
	31	D917055	4	WASHER-HARD						
	32	A216229	1	SHEAVE						
	33	D582721	1	BEARING						
	34	D919008	1	RING-RETAINING						
	35	D583466	1	BRACKET AS						
	36	S0560563	1	BOLT						
	37	D917003	4	WASHER-HARD						
	38	D583446	1	CLAMP						
	39	D584200	1	STRIP						
	40	S0508563	2	BOLT						
	41	D583461	1	HOSE ASS'Y-MFH4000MM						
		D583661	1	HOSE ASS'Y-MFH4500MM						
		D583805	1	HOSE ASS'Y-MFH4750MM						
		D583663	1	HOSE ASS'Y-MFH5000MM						
		D583664	1	HOSE ASS'Y-MFH5500MM						
		D583665	1	HOSE ASS'Y-MFH6000MM						
	42	D501977	1	LIFT GP(PRI)-MFH4000MM						
		D501978	1	LIFT GP(PRI)-MFH4500MM						
		D511789	1	LIFT GP(PRI)-MFH4750MM						
		D501980	1	LIFT GP(PRI)-MFH5000MM						
		D501981	1	LIFT GP(PRI)-MFH5500MM						
		D501982	1	LIFT GP(PRI)-MFH6000MM						
	43	D511488	2	LIFT GP(SEC)-MFH4000MM						
		D511489	2	LIFT GP(SEC)-MFH4500MM						
		D511790	2	LIFT GP(SEC)-MFH4750MM						
		D511491	2	LIFT GP(SEC)-MFH5000MM						
		D511492	2	LIFT GP(SEC)-MFH5500MM						
		D511493	2	LIFT GP(SEC)-MFH6000MM						

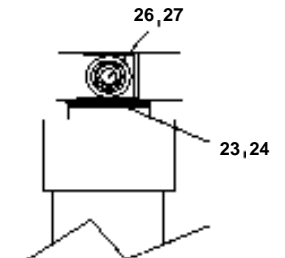
EMOFL-0001~0574
EMOFM-0001~0269



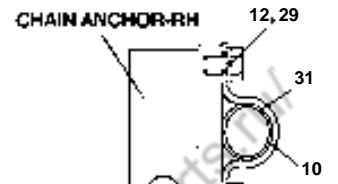
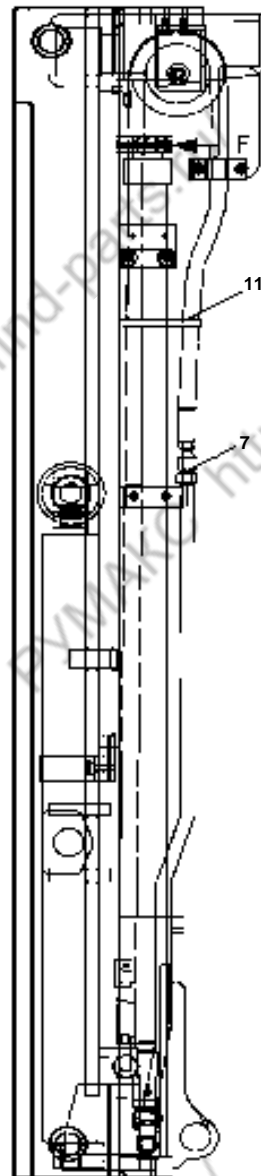
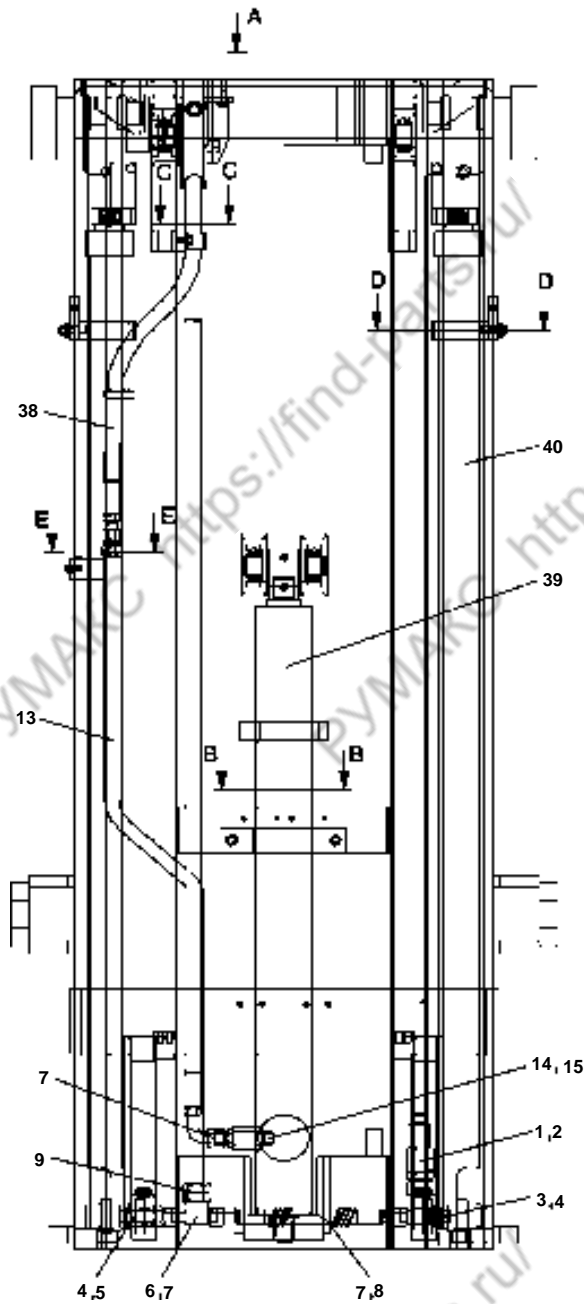
VIEW B - B



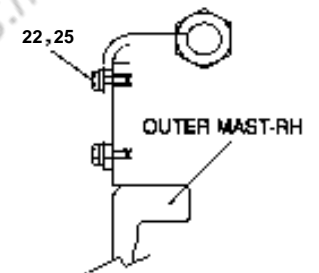
VIEW D - D



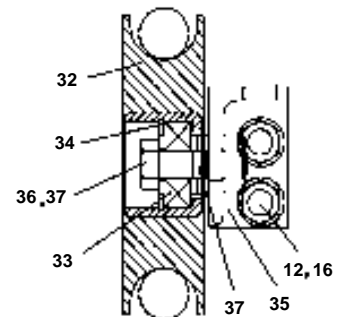
VIEW F



SECTION C - C



SECTION E - E



SECTION A - A

D15/18S2 D20SC2

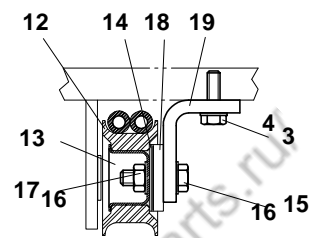
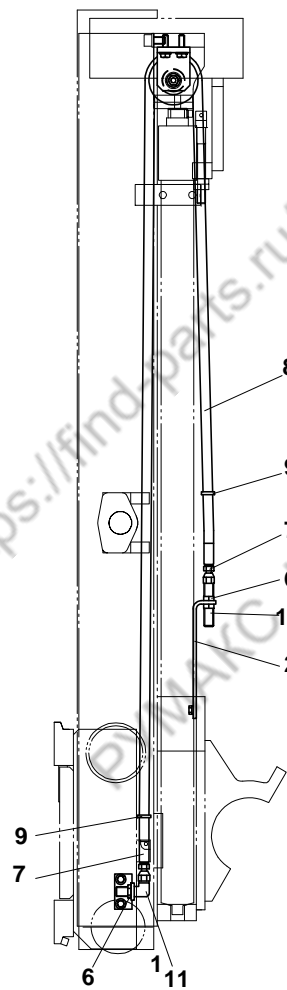
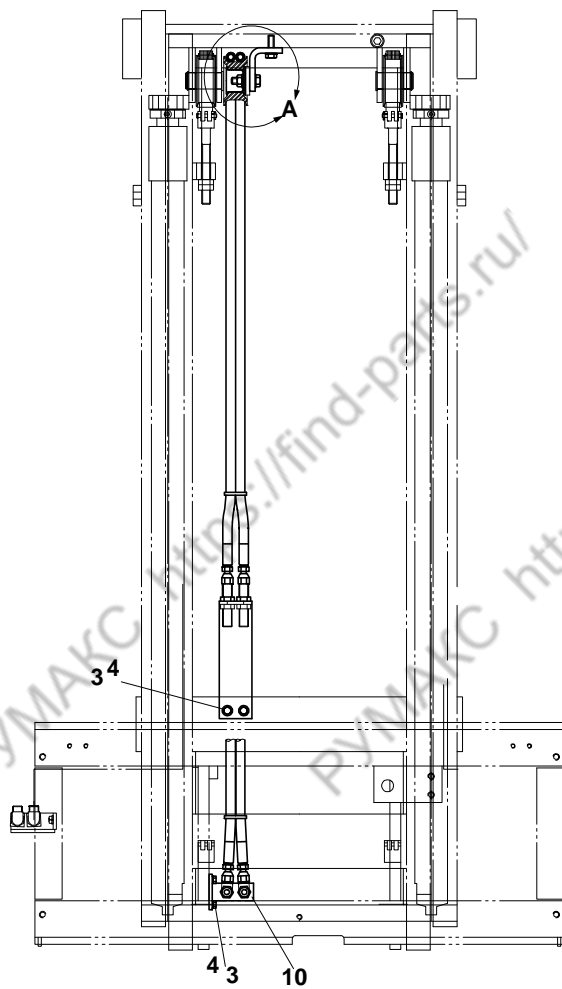
FIG.12.221

A156569 MOUNTING GP-LIFT BASIC(FFT)

NOTE	ITEM NO.	PART NUMBER	QTY	DESCRIPTION	CHANGE CODE	START SERIAL NO.				
						EMOFL	EMOFM	-	-	-
	1	D501493	1	REGULATOR AS						
	2	S8030101	2	O-RING						
	3	D580023	1	TEE						
	4	S8040081	2	O-RING						
	5	D501495	1	PROTECTOR AS-SEC.						
	6	D580025	1	TEE						
	7	S8030081	5	O-RING						
	8	DS2011406	1	HOSE AS						
	9	S8030121	1	O-RING						
	10	D584200	1	STRAP						
	11	D320087	1	STRAP						
	12	D917092	4	WASHER						
	13	A156503	1	TUBE AS						
	14	D502539	1	FLOW PROTECTOR						
	15	S8040121	1	O-RING						
	16	S0508863	2	BOLT						
	17	A156589	1	CLAMP						
	18	D580387	4	SHIM						
	19	D580388	2	SHIM						
	20	S0511863	2	BOLT						
	21	D917169	6	WASHER						
	22	S0504663	2	BOLT						
	23	D583333	6	SHIM						
	24	D583334	2	SHIM						
	25	D917094	2	WASHER						
	26	S0556463	2	BOLT						
	27	S5102503	2	WASHER						
	28	A156585	2	U-BOLT AS						
	29	S0508563	2	BOLT						
	30	D913002	4	NUT-LOCK						
	31	D583446	1	CLAMP						
	32	A216229	1	SHEAVE						
	33	D582721	1	BEARING						
	34	D919008	1	RING						
	35	D583466	1	BRACKET AS						
	36	S0560563	1	BOLT						
	37	D917003	4	WASHER-HARD						
	38	D583461	1	HOSE ASS'Y-MFH4000MM						
		D583661	1	HOSE ASS'Y-MFH4500MM						
		D583805	1	HOSE ASS'Y-MFH4750MM						
		D583663	1	HOSE ASS'Y-MFH5000MM						
		D583664	1	HOSE ASS'Y-MFH5500MM						
		D583665	1	HOSE ASS'Y-MFH6000MM						
	39	D512416	1	LIFT GP(PRI)-MFH4000MM						
		D512418	1	LIFT GP(PRI)-MFH4500MM						
		D512419	1	LIFT GP(PRI)-MFH4750MM						
		D512421	1	LIFT GP(PRI)-MFH5000MM						
		D512423	1	LIFT GP(PRI)-MFH5500MM						
		D512425	1	LIFT GP(PRI)-MFH6000MM						
	40	D512397	2	LIFT GP(SEC)-MFH4000MM						
		D512399	2	LIFT GP(SEC)-MFH4500MM						
		D512400	2	LIFT GP(SEC)-MFH4750MM						
		D512401	2	LIFT GP(SEC)-MFH5000MM						
		D512403	2	LIFT GP(SEC)-MFH5500MM						
		D512405	2	LIFT GP(SEC)-MFH6000MM						

EMOFL-0575~UP
EMOFM-0270~UP

D15/18S2 D20SC2(SB1058/TIREII) PARTS BOOK(FL/FM)



HOSE CUT TO LENGTH TABLE (UNIT)	
MFH(MM)	HOSE(1EA REQ'D)
3000	290
3300	320
3500	342
3700	362
4000	402
4500	450

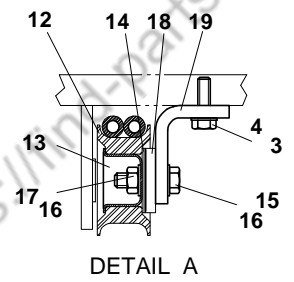
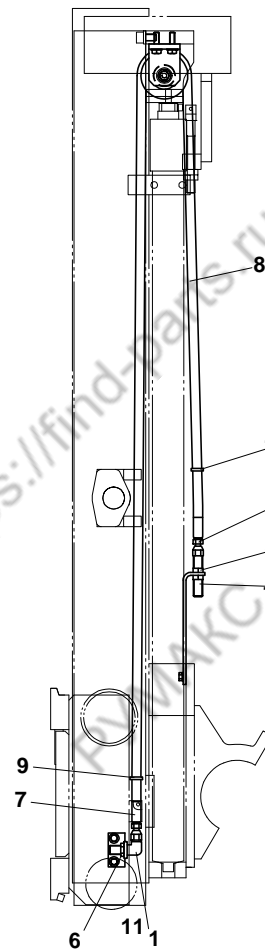
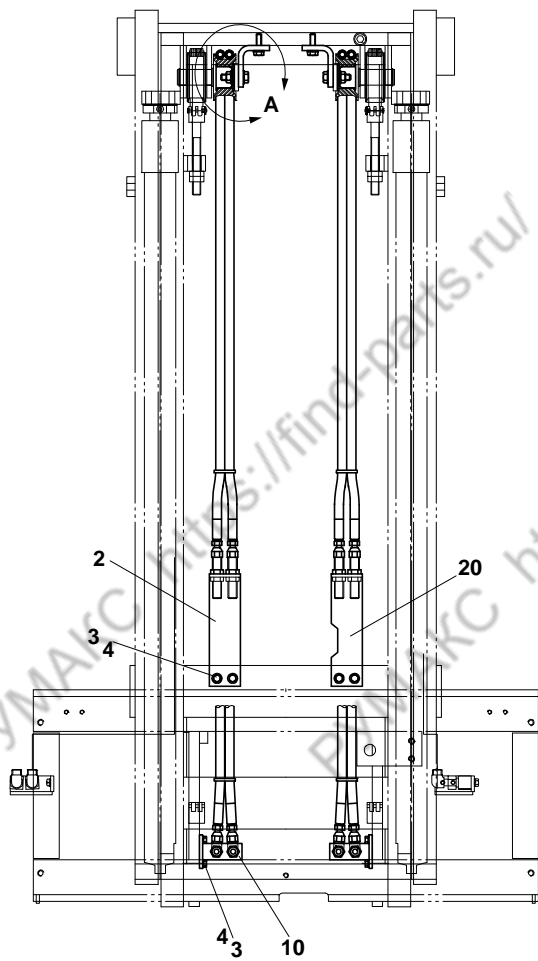
D15/18S2 D20SC2

FIG.12.23

D583426 LINES GP PRIMARY - ATTACHMENT - 3WAY(STD)

NOTE	ITEM NO.	PART NUMBER	QTY	DESCRIPTION	CHANGE CODE	START SERIAL NO.				
						EM0FL	EM0FM	-	-	-
B	1	S8030061	8	O-RING						
	2	D580107	1	BRACKET						
	3	S0509063	6	BOLT						
	4	D917092	6	WASHER						
	5	D580108	2	UNION						
	6	D580063	6	NUT						
	7	D580109	4	COUPLING						
	8	D580110		HOSE-TWIN-CM						
	9	D580786	2	STRAP						
	10	D583403	1	BRACKET						
	11	D500276	2	ELBOW						
	12	D700492	1	SHEAVE						
	13	D580384	1	CUP						
	14	D917232	2	WASHER						
	15	S0560663	1	BOLT						
	16	D917041	2	WASHER						
	17	D913010	1	NUT-LOCK						
	18	D700493	1	PLATE						
	19	D583518	1	BRACKET						

D15/18S2 D20SC2(SB1058/TIREII) PARTS BOOK(FL/FM)



HOSE CUT TO LENGTH TABLE(UNIT)	
MFH(MM)	HOSE(2EA REQ'D)
3000	290
3300	320
3500	342
3700	362
4000	402
4500	450

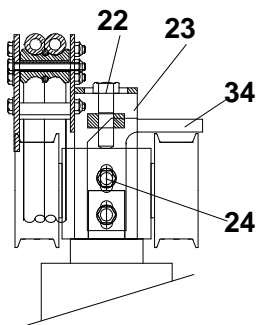
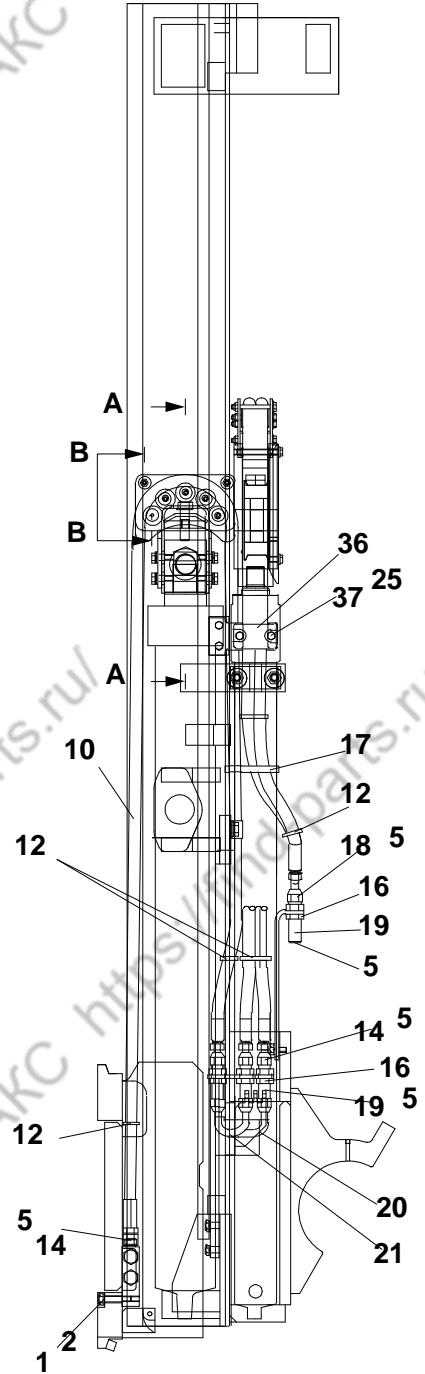
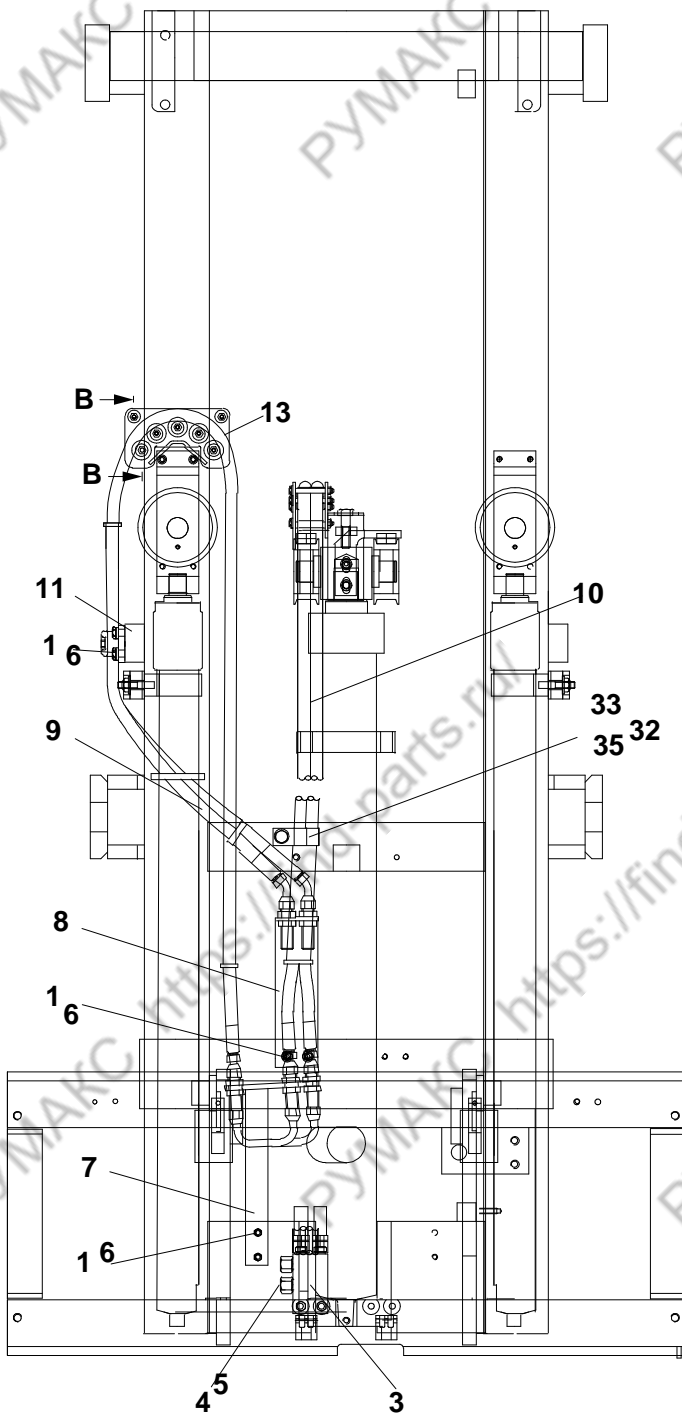
D15/18S2 D20SC2

FIG.12.24

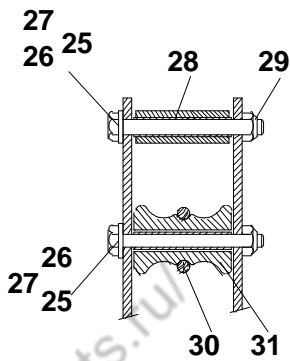
D583427 LINES GP PRIMARY - ATTACHMENT - 4WAY(STD)

NOTE	ITEM NO.	PART NUMBER	QTY	DESCRIPTION	CHANGE CODE	START SERIAL NO.			
						EM0FL	EM0FM	-	-
B	1	S8030061	16	O-RING					
	2	D580107	2	BRACKET					
	3	S0509063	12	BOLT					
	4	D917092	12	WASHER					
	5	D580108	4	UNION					
	6	D580063	12	NUT					
	7	D580109	8	COUPLING					
	8	D580110		HOSE-TWIN-CM					
	9	D580786	4	STRAP					
	10	D583403	2	BRACKET					
	11	D500276	4	ELBOW					
	12	D700492	2	SHEAVE					
	13	D580384	2	CUP					
	14	D917232	4	WASHER					
	15	S0560663	2	BOLT					
	16	D917041	4	WASHER					
	17	D913010	2	NUT-LOCK					
	18	D700493	2	PLATE					
	DEL	19	D583518	2	BRACKET				
20		D583790	1	BRACKET					

D15/18S2 D20SC2(SB1058/TIREII) PARTS BOOK(FL/FM)



SECTION A - A



SECTION B - B

HOSE CUT TO LENGTH TABLE (UNIT : CM)					
	MFH(mm)	2700	3000	3300	REMARKS
LENGTH					
SECONDARY HOSE	58	173	188		SINGLE HOSE

SECONDARY HOSE ; 2 REQUIRED

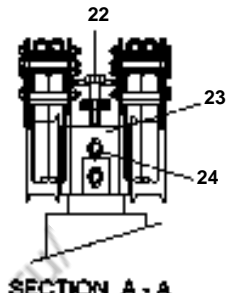
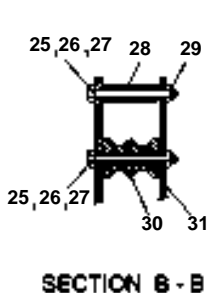
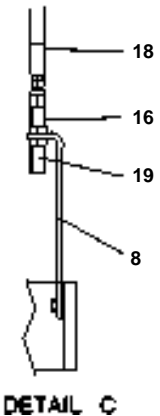
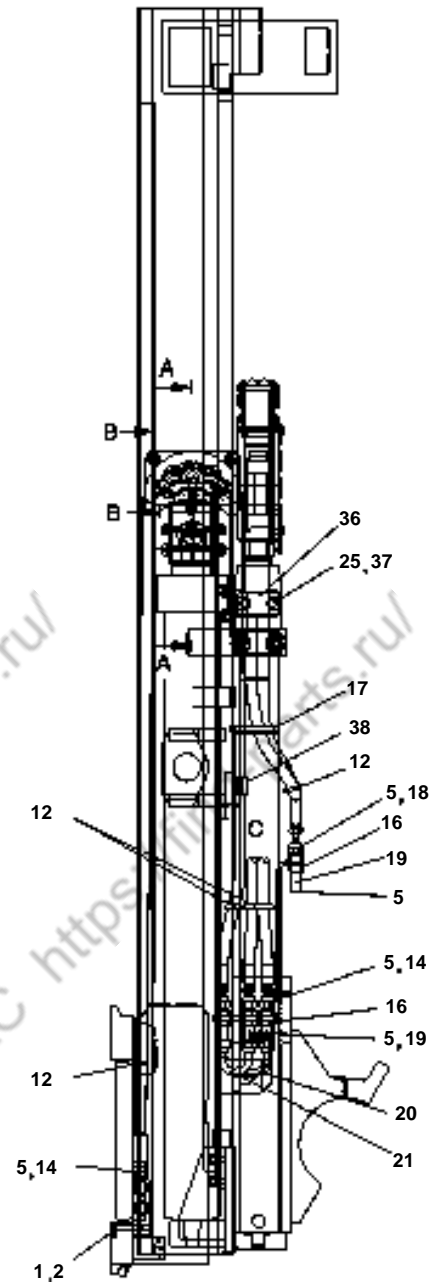
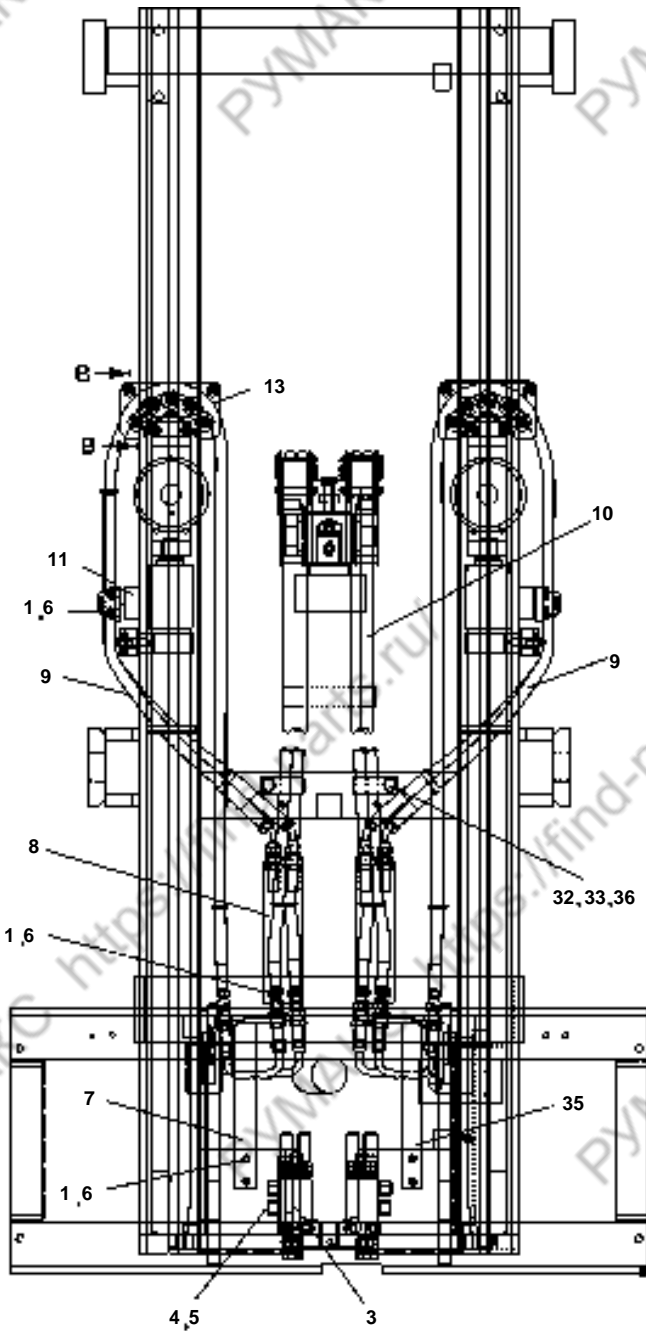
D15/18S2 D20SC2

FIG.12.25

D583428 LINES GP PRIMARY - ATTACHMENT - 3WAY(FF)

NOTE	ITEM NO.	PART NUMBER	QTY	DESCRIPTION	CHANGE CODE	START SERIAL NO.				
						EMOFL	EMOFM	-	-	-
	1	D917092	8	WASHER						
	2	S0556161	2	BOLT						
	3	A216277	1	BLOCK						
	4	D909092	2	CAP						
	5	S8030061	16	O-RING						
	6	S0509063	6	BOLT						
	7	D583935	1	BRACKET AS-RH						
	8	D580107	1	BRACKET						
B	9	D909119		HOSE - CM						
B	10	D580110		HOSE-TWIN - CM						
	11	D583806	1	BRACKET						
	12	D580786	4	STRAP						
	13	D583934	1	GUIDE AS						
	14	D580109	6	COUPLING						
	16	D580063	6	NUT						
	17	D320087	1	STRAP						
	18	D581082	2	COUPLING-45						
	19	D581118	6	UNION						
	20	D580433	1	TUBE AS						
	21	D580434	1	TUBE AS						
	22	S0515563	1	BOLT						
	23	D583448	1	GUIDE AS						
	24	D917168	4	WASHER-HARD						
	25	S5010313	16	WASHER						
	26	S0553863	14	BOLT						
	27	D582661	14	SPACE						
	28	D582662	4	SLEEVE						
	29	D913052	14	LOCKNUT						
	30	A216301	10	O-RING						
	31	A216278	10	ROLLER						
	32	D557322	1	CLIP						
	33	S0511863	1	BOLT						
	34	D583473	2	PLATE						
	35	D917093	1	WASHER-HARD						
	36	A186860	1	CLAMP						
	37	S0505263	2	BOLT						

D15/18S2 D20SC2(SB1058/TIREII) PARTS BOOK(FL/FM)



HOSE CUT TO LENGTH TABLE (UNIT : CM)				
MFH(mm)	2700	3000	3300	REMARKS
LENGTH				
SECONDARY HOSE	158	173	188	SINGLE HOSE

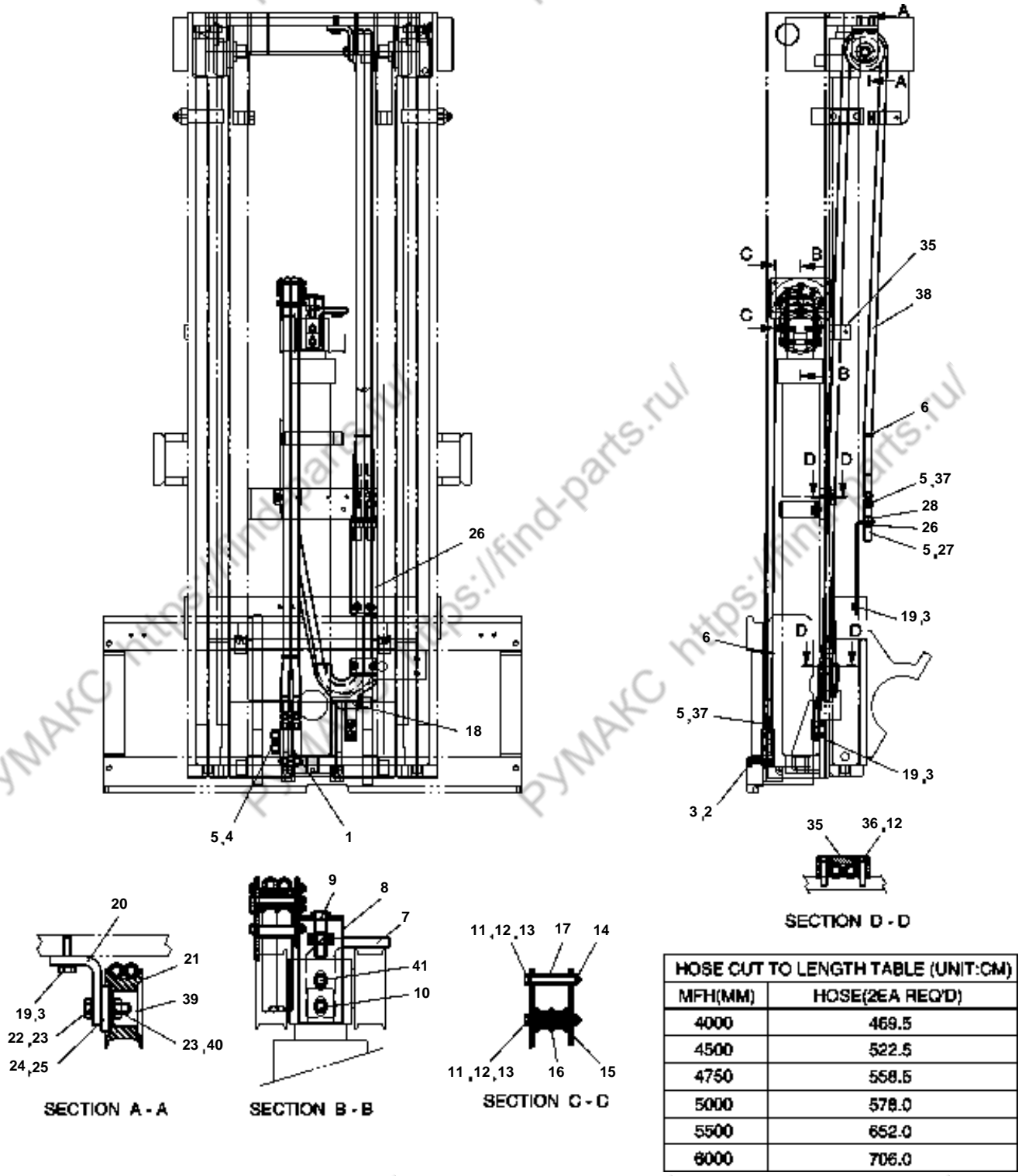
SECONDARY HOSE : 4 REQUIRED

D15/18S2 D20SC2

FIG.12.26

D583429 LINES GP PRIMARY - ATTACHMENT - 4 WAY(FF)

NOTE	ITEM NO.	PART NUMBER	QTY	DESCRIPTION	CHANGE CODE	START SERIAL NO.				
						EMOFL	EMOFM	-	-	-
	1	D917092	16	WASHER						
	2	S0556161	4	BOLT						
	3	A216277	2	BLOCK						
	4	D909092	4	CAP						
	5	S8030061	32	O-RING						
	6	S0509063	12	BOLT						
	7	D583935	1	BRACKET AS-RH						
	8	D580107	2	BRACKET						
B	9	D909119		HOSE-CM						
B	10	D580110		HOSE-TWIN-CM						
	11	D583806	1	BRACKET						
	12	D580786	8	STRAP						
	13	D583934	2	GUIDE AS						
	14	D580109	12	COUPLING						
	16	D580063	10	NUT						
	17	D320087	2	STRAP						
	18	D581082	4	COUPLING-45						
	19	D581118	12	UNION						
	20	D580433	2	TUBE AS						
	21	D580434	2	TUBE AS						
	22	S0515563	1	BOLT						
	23	D583474	1	GUIDE AS						
	24	D917168	4	WASHER-HARD						
	25	S5010313	32	WASHER						
	26	S0553863	28	BOLT						
	27	D582661	28	SPACER						
	28	D582662	8	SLEEVE						
	29	D913052	28	LOCKNUT						
	30	A216301	20	O-RING						
	31	A216278	20	ROLLER						
	32	D557322	2	CLIP						
	33	S0511863	2	BOLT						
	35	D583936	1	BRACKET AS-LH						
	36	D917093	2	WASHER-HARD						
	37	A186860	1	CLAMP						
	38	S0505263	2	BOLT						



D15/18S2 D20SC2

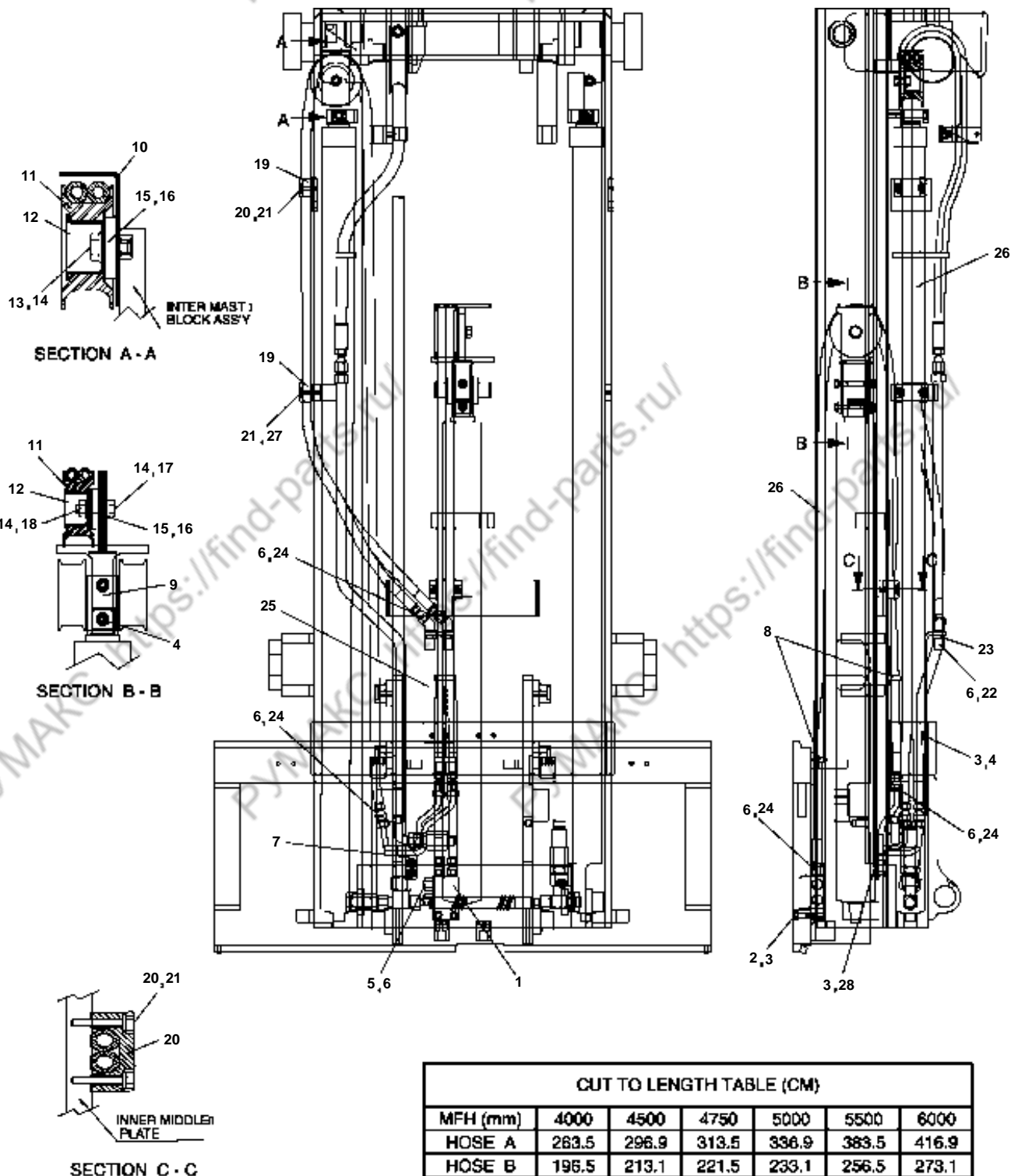
FIG.12.27

D583430 LINES GP - ATT PRI(3 WAY) - FFT

NOTE	ITEM NO.	PART NUMBER	QTY	DESCRIPTION	CHANGE CODE	START SERIAL NO.				
						EM0FL	EM0FM	-	-	-
	1	A216277	1	BLOCK						
	2	S0556161	2	BOLT						
	3	D917092	8	WASHER-SPRING						
	4	D909092	2	CAP						
	5	S8030061	8	O-RING						
	6	D580786	2	STRAP						
	7	D583473	2	GUARD						
	8	D583448	1	BRACKET AS						
	9	S0515563	1	BOLT						
	10	D917168	4	WASHER						
	11	S0553863	7	BOLT						
	12	S5010313	11	WASHER						
	13	D582661	7	SPACER						
	14	D913052	7	LOCKNUT						
	15	A216278	5	ROLLER						
	16	A216301	5	O-RING						
	17	D582662	2	SLEEVE						
	18	D584326	1	BRACKET AS						
	19	S0509063	6	BOLT						
	20	D583518	1	BRACKET						
	21	D700492	1	SHEAVE						
	22	S0560663	1	BOLT						
	23	D917041	2	WASHER-HARD						
	24	D917232	2	WASHER-HARD						
	25	D700493	1	PLATE						
	26	D580107	1	BRACKET						
	27	D580108	2	UNION						
	28	D580063	4	NUT						
	35	A186860	2	CLAMP						
	36	S0505263	4	BOLT						
	37	D580109	4	COUPLING						
B	38	D909119		HOSE - CM						
	39	D580384	1	CUP						
	40	D913010	1	NUT-LOCK						
	41	S0508663	2	BOLT						

EM0FL-0001~0574
EM0FM-0001~0269

D15/18S2 D20SC2(SB1058/TIREII) PARTS BOOK(FL/FM)



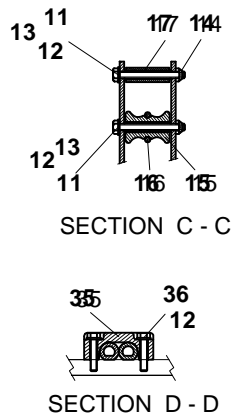
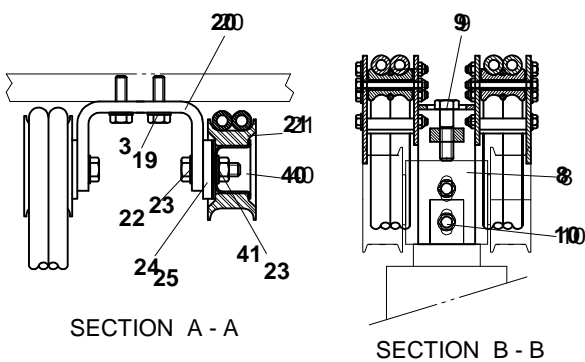
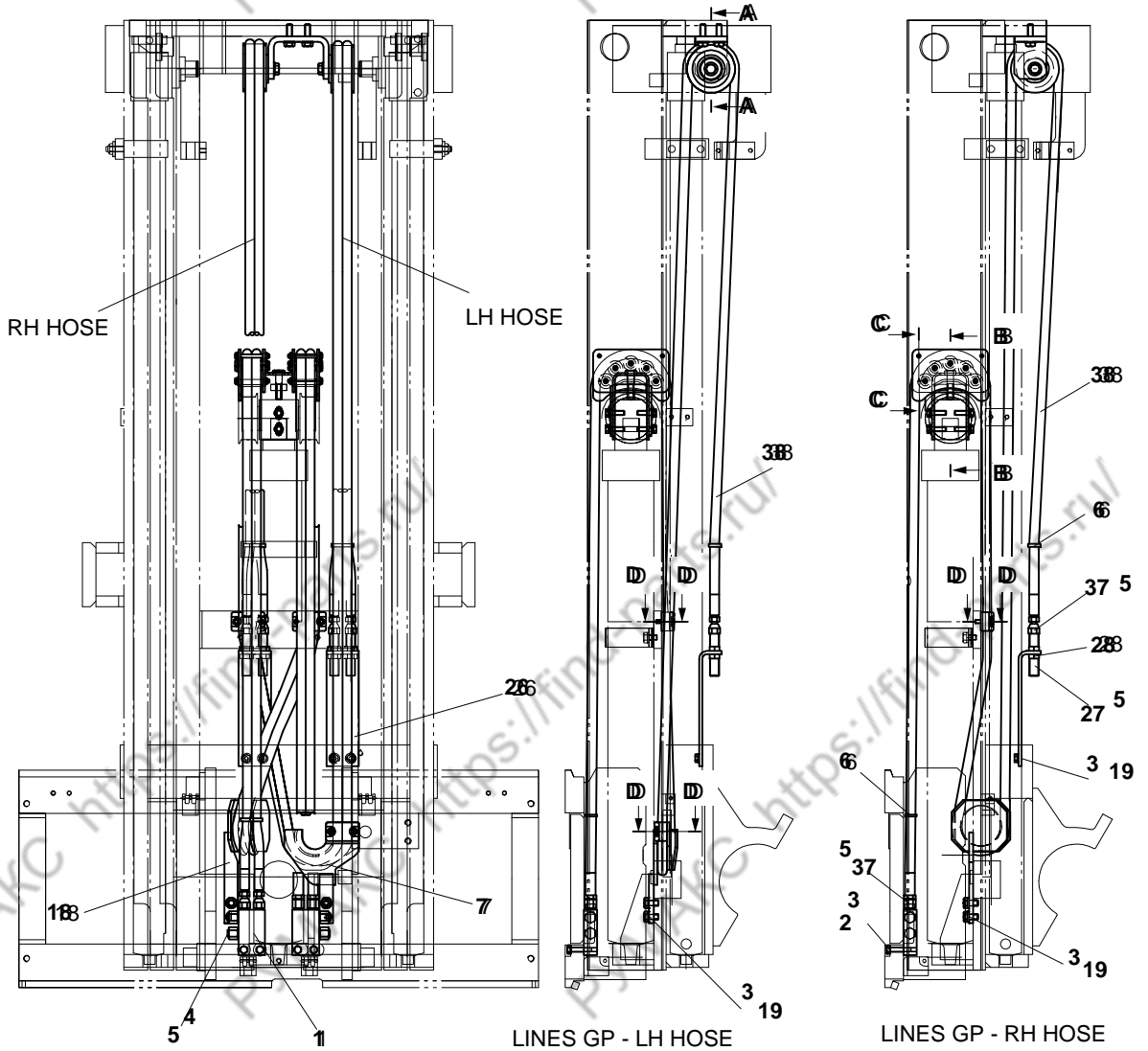
D15/18S2 D20SC2

FIG.12.271

A156571 LINES GP - ATT PRI.(3-WAY) - FFT

NOTE	ITEM NO.	PART NUMBER	QTY	DESCRIPTION	CHANGE CODE	START SERIAL NO.				
						EM0FL	EM0FM	-	-	-
C	1	A216277	1	BLOCK ASS'Y	N					
	2	S0556163	2	BOLT						
	3	D917092	6	WASHER						
		D917092	9	WASHER						
	4	S0509063	4	BOLT						
	5	D909092	2	CAP AS						
	6	S8030061	12	O-RING						
	7	A156495	1	TUBE AS-RH						
	8	D580786	2	STRAP						
	9	A156588	1	BRACKET AS						
	10	A156502	1	BRACKET						
	11	D700492	2	SHEAVE						
	12	D580384	2	CAP						
	13	S0515063	1	BOLT						
	14	D917041	3	WASHER						
	15	D700493	2	PLATE						
	16	D917232	4	WASHER						
	17	S0560663	1	BOLT						
	18	D913010	1	NUT-LOCK						
	19	A186860	3	CLAMP						
20	S0505263	4	BOLT							
21	S5010313	6	WASHER							
22	D902184	2	ELBOW-45D							
23	D580063	2	NUT							
24	D580109	8	COUPLING							
25	D580107	1	BRACKET							
B	26	D909119	1135	HOSE-BULK						
	27	S0505363	2	BOLT						
	28	S0508863	2	BOLT						

EM0FL-0575~UP
EM0FM-0270~UP



HOSE CUT TO LENGTH TABLE (UNIT:CM)	
MFH(MM)	HOSE(4EA REQ'D)
4000	469.5
4500	522.5
4750	558.5
5000	578.0
5500	652.0
6000	706.0

D15/18S2 D20SC2

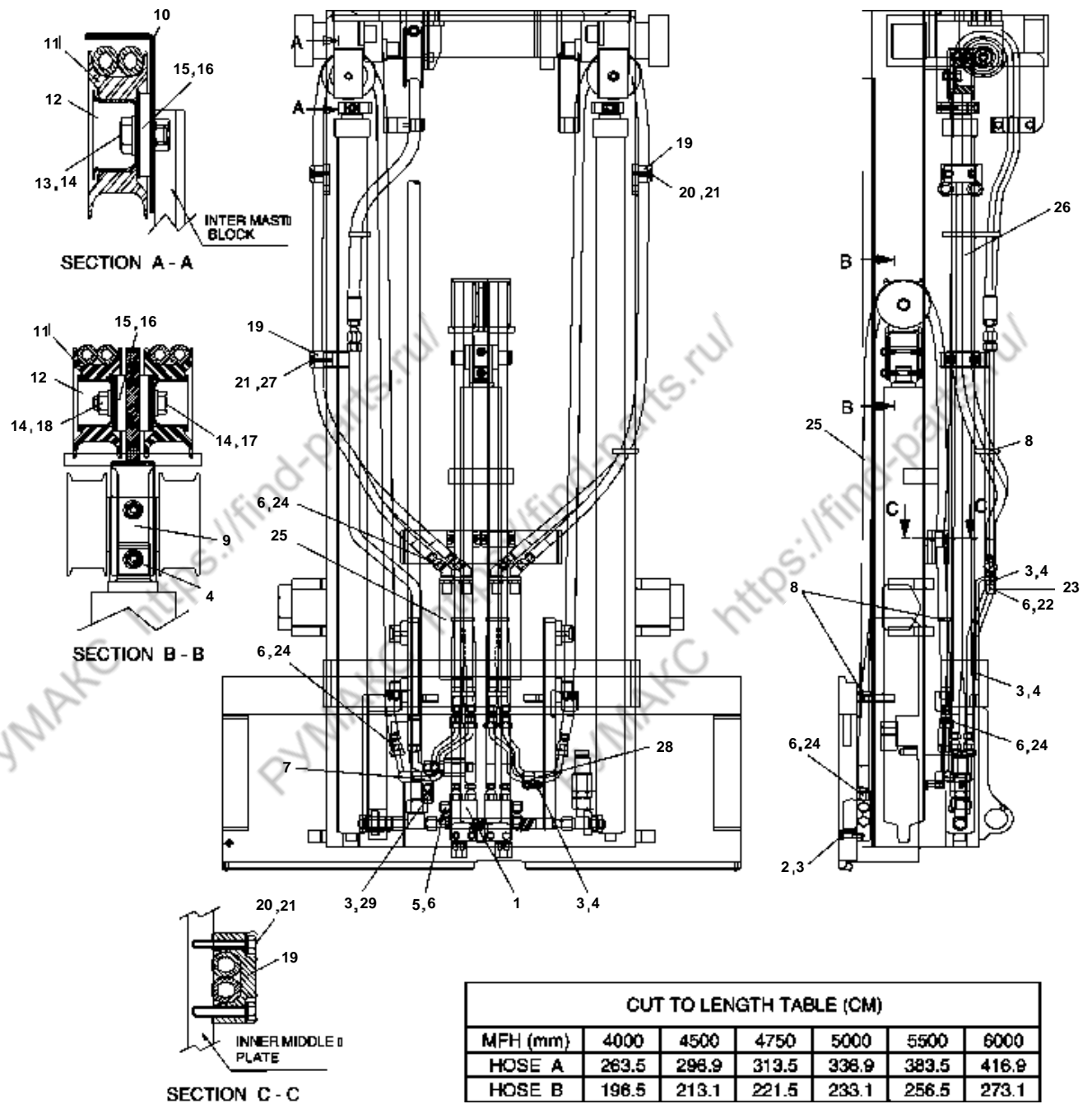
FIG.12.28

D583431 LINES GP - ATT PRI(4WAY) - FFT

NOTE	ITEM NO.	PART NUMBER	QTY	DESCRIPTION	CHANGE CODE	START SERIAL NO.				
						EM0FL	EM0FM	-	-	-
	1	A216277	2	BLOCK						
	2	S0556161	4	BOLT						
	3	D917092	11	WASHER-SPRING						
	4	D909092	4	CAP						
	5	S8030061	16	O-RING						
	6	D580786	4	STRAP						
	7	D584326	1	BRACKET AS						
	8	D583474	1	BRACKET AS						
	9	S0515563	1	BOLT						
	10	D917168	4	WASHER						
	11	S0553863	14	BOLT						
	12	S5010313	20	WASHER						
	13	D582661	14	SPACER						
	14	D913052	14	LOCKNUT						
	15	A216278	10	ROLLER						
	16	A216301	10	O-RING						
	17	D582662	4	SLEEVE						
	18	D583453	1	BRACKET AS						
	19	S0509063	11	BOLT						
	20	D583793	1	BRACKET						
	21	D700492	2	SHEAVE						
	22	S0560663	2	BOLT						
	23	D917041	4	WASHER-HARD						
	24	D917232	4	WASHER-HARD						
	25	D700493	2	PLATE						
	26	D580107	2	BRACKET						
	27	D580108	4	UNION						
	28	D580063	8	NUT						
	35	A186860	3	CLAMP						
	36	S0505263	6	BOLT						
	37	D580109	8	COUPLING						
B	38	D909119		HOSE-TWIN - CM						
	40	D580384	2	CUP						
	41	D913010	2	NUT-LOCK						

EM0FL-0001~0574
EM0FM-0001~0269

D15/18S2 D20SC2(SB1058/TIREII) PARTS BOOK(FL/FM)



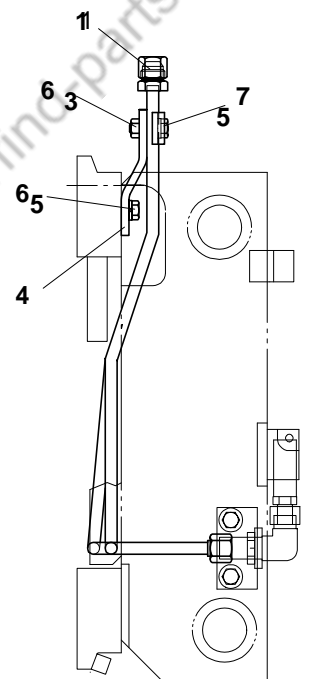
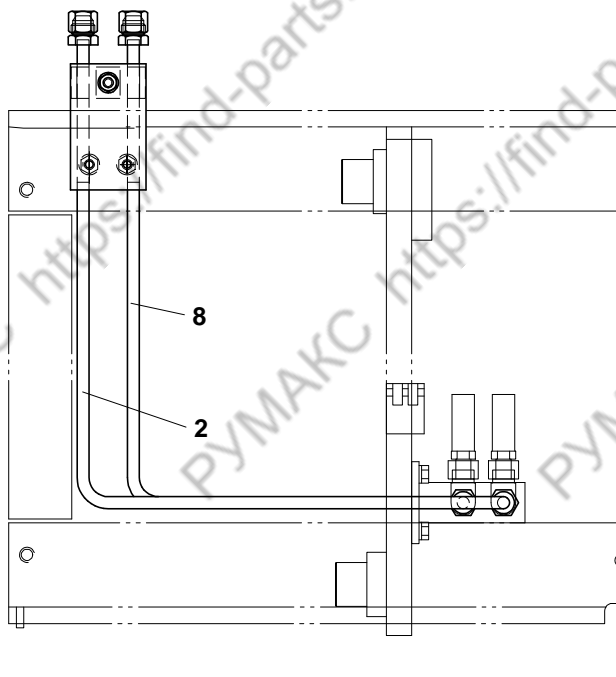
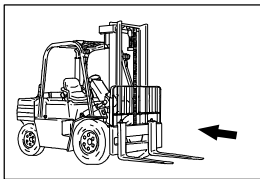
D15/18S2 D20SC2

FIG.12.281

A156572 LINES GP - ATT PRI. (4-WAY) - FFT

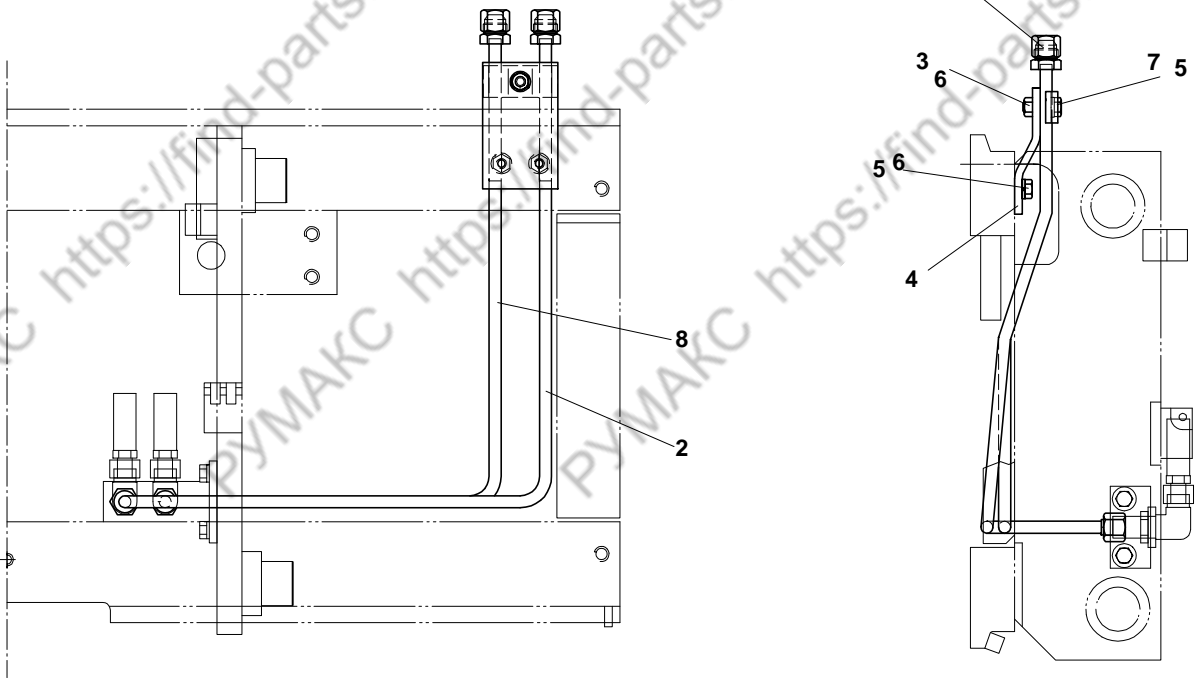
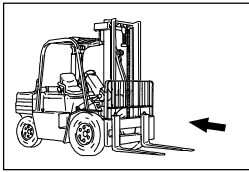
NOTE	ITEM NO.	PART NUMBER	QTY	DESCRIPTION	CHANGE CODE	START SERIAL NO.				
						EM0FL	EM0FM	-	-	-
C	1	A216277	2	BLOCK ASS'Y	N					
	2	S0556163	4	BOLT						
	3	D917092	12	WASHER						
		D917092	16	WASHER						
	4	S0509063	8	BOLT						
	5	D909092	4	CAP AS						
	6	S8030061	24	O-RING						
	7	A156495	1	TUBE AS-RH						
	8	D580786	5	STRAP						
	9	A156588	1	BRACKET AS						
	10	A156502	2	BRACKET						
	11	D700492	4	SHEAVE						
	12	D580384	4	CAP						
	13	S0515063	2	BOLT						
	14	D917041	4	WASHER						
	15	D700493	4	PLATE						
	16	D917232	8	WASHER						
	17	S0560963	1	BOLT						
	18	D913010	1	NUT-LOCK						
	19	A186860	5	CLAMP						
	B	20	S0505263	8		BOLT				
21		S5010313	10	WASHER						
22		D902184	4	ELBOW-45						
23		D580063	4	NUT						
24		D580109	16	COUPLING						
25		D580107	2	BRACKET						
26		D909119	2270	HOSE-BULK						
27		S0505363	2	BOLT						
28		A156584	1	TUBE AS-LH						
29		S0508863	2	BOLT						

EM0FL-0575~UP
EM0FM-0270~UP



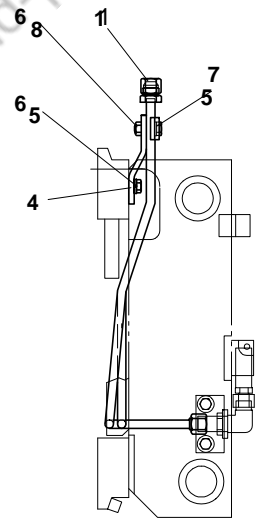
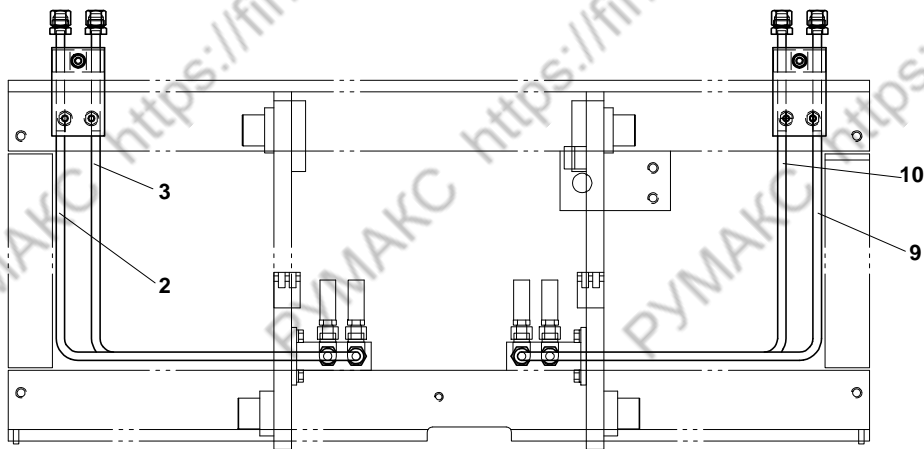
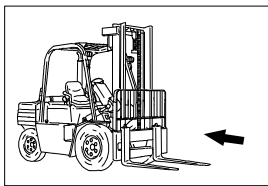
D15/18S2 D20SC2**FIG.12.29****D583432 LINES GP SECONDARY - ATTACHMENT - 3WAY - RH(STD)**

NOTE	ITEM NO.	PART NUMBER	QTY	DESCRIPTION	CHANGE CODE	START SERIAL NO.			
						EM0FL	EM0FM	-	-
	1	D580129	2	CAP					
	2	D583406	1	TUBE AS-RH					
	3	S4006543	1	NUT					
	4	D580127	1	BRACKET					
	5	S0509063	3	BOLT					
	6	S5102503	3	WASHER-SPRING					
	7	D580128	1	CLAMP					
	8	D583407	1	TUBE AS-RH					



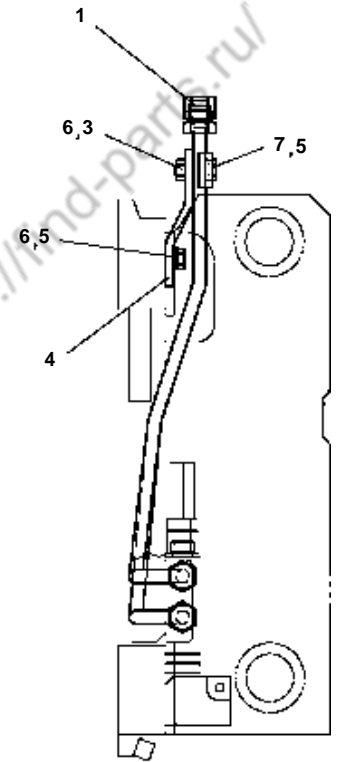
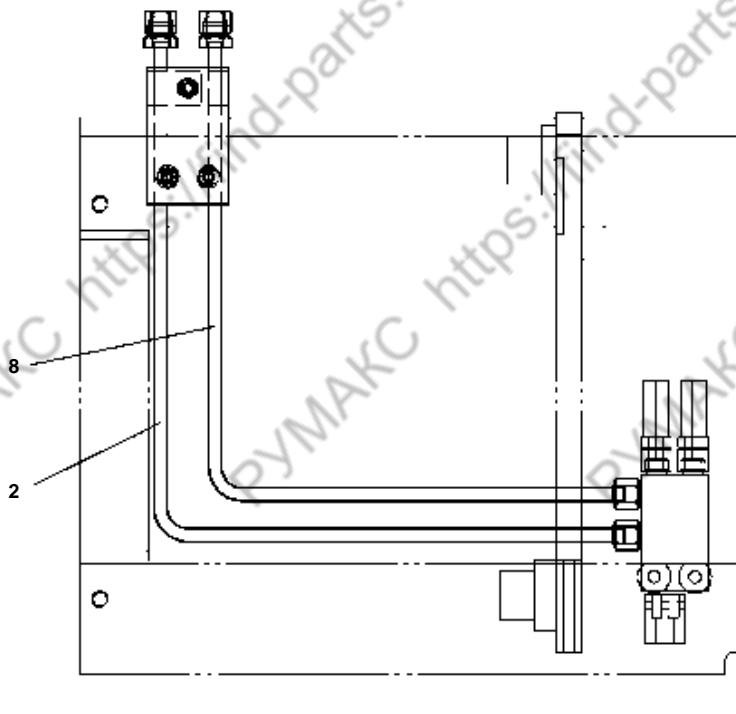

D15/18S2 D20SC2**FIG.12.30****D583433 LINES GP SECONDARY - ATTACHMENT - 3WAY - LH(STD)**

NOTE	ITEM NO.	PART NUMBER	QTY	DESCRIPTION	CHANGE CODE	START SERIAL NO.			
						EM0FL	EM0FM	-	-
	1	D580129	2	CAP					
	2	D583408	1	TUBE AS-LH					
	3	S4006543	1	NUT					
	4	D580127	1	BRACKET					
	5	S0509063	3	BOLT					
	6	S5102503	3	WASHER-SPRING					
	7	D580128	1	CLAMP					
	8	D583409	1	TUBE AS-LH					



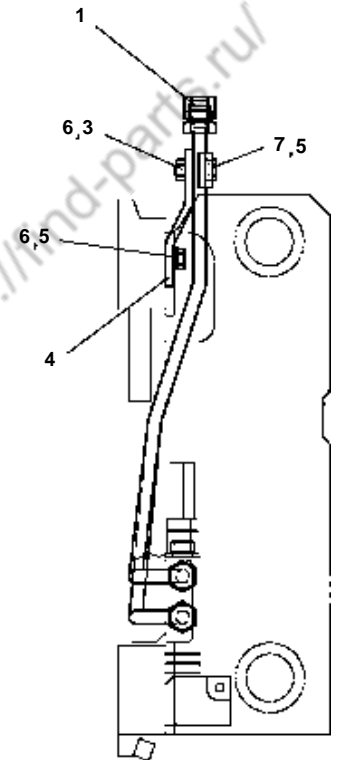
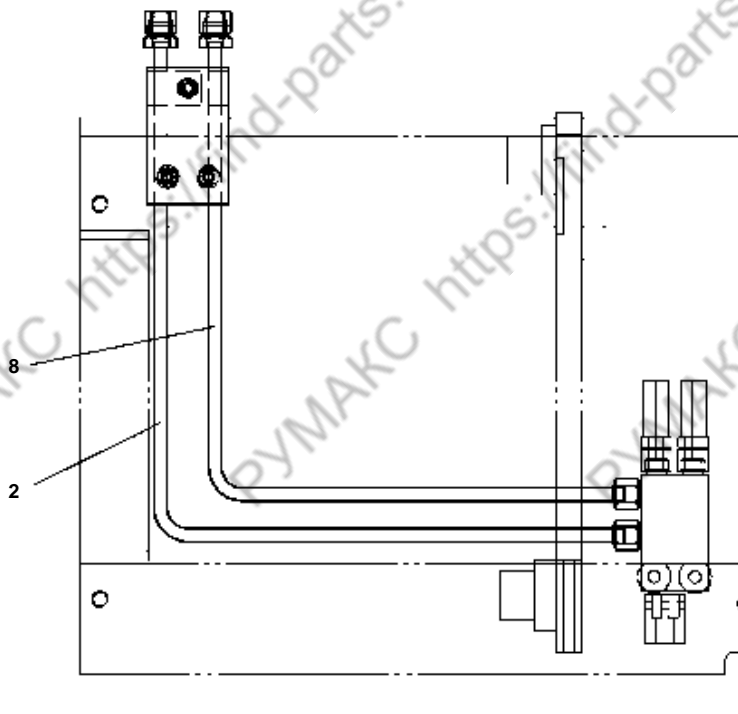

D15/18S2 D20SC2**FIG.12.31****D583434 LINES GP SECONDARY - ATTACHMENT - 4WAY(STD)**

NOTE	ITEM NO.	PART NUMBER	QTY	DESCRIPTION	CHANGE CODE	START SERIAL NO.				
						EM0FL	EM0FM	-	-	-
	1	D580129	4	CAP						
	2	D583406	1	TUBE AS-RH						
	3	D583407	1	TUBE AS-RH						
	4	D580127	2	BRACKET						
	5	S0509063	6	BOLT						
	6	S5102503	6	WASHER-SPRING						
	7	D580128	2	CLAMP						
	8	S4006543	2	NUT						
	9	D583408	1	TUBE AS-LH						
	10	D583409	1	TUBE AS-LH						



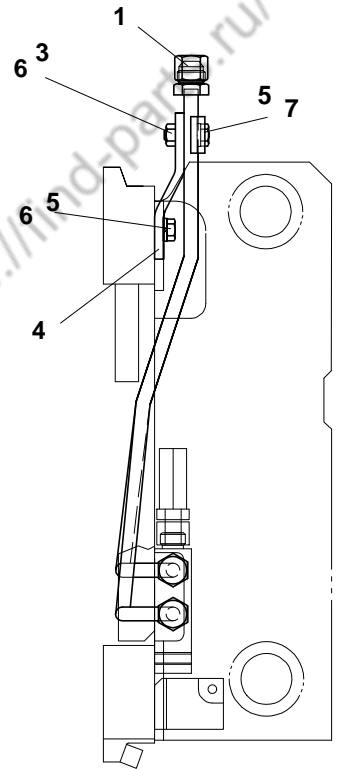
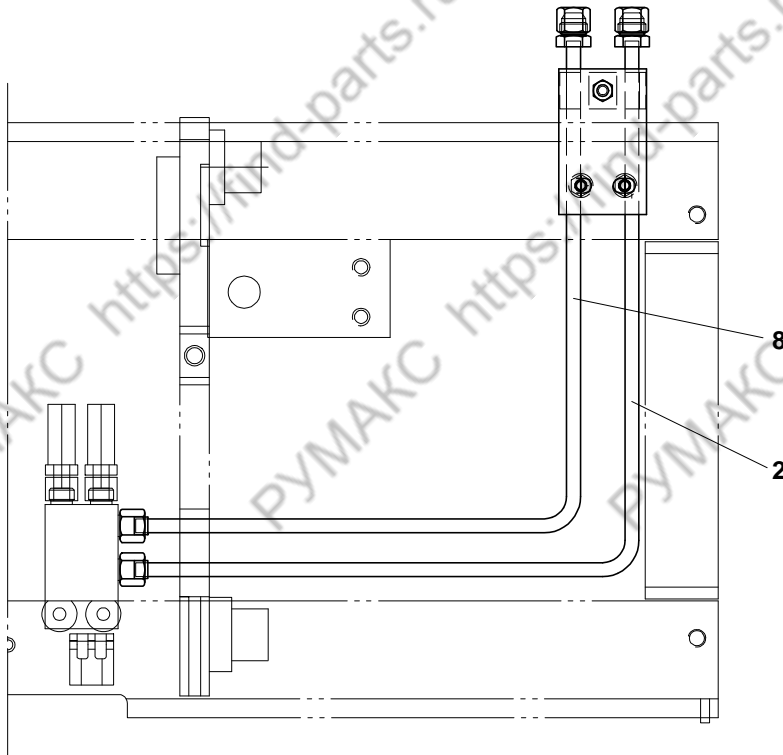
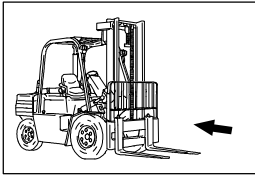
D15/18S2 D20SC2**FIG.12.32****D583435 LINES GP SECONDARY-ATTACHMENT-3WAY-RH(FF)**

NOTE	ITEM NO.	PART NUMBER	QTY	DESCRIPTION	CHANGE CODE	START SERIAL NO.			
						EM0FL	EM0FM	-	-
	1	D580129	2	CAP					
	2	D583457	1	TUBE AS-RH(FF)					
	3	S4006543	1	NUT					
	4	D580127	1	BRACKET					
	5	S0509063	3	BOLT					
	6	S5102503	3	WASHER-SPRING					
	7	D580128	1	CLAMP					
	8	D583458	1	TUBE AS-RH(FF)					



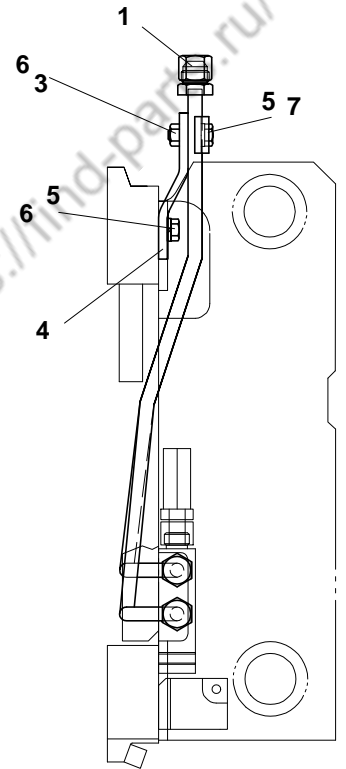
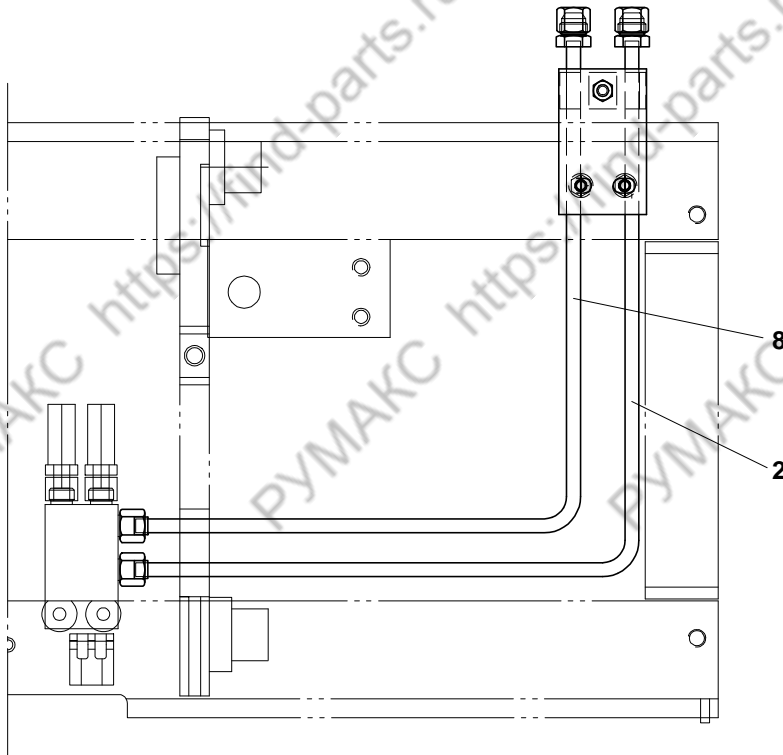
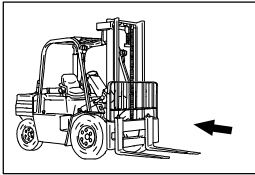
D15/18S2 D20SC2**FIG.12.32****A156573 LINES GP SECONDARY-ATTACHMENT-3WAY-RH(FFT)**

NOTE	ITEM NO.	PART NUMBER	QTY	DESCRIPTION	CHANGE CODE	START SERIAL NO.				
						EM0FL	EM0FM	-	-	-
	1	D580129	2	CAP						
	2	A156526	1	TUBE AS-RH(FFT)						
	3	S4006543	1	NUT						
	4	D580127	1	BRACKET						
	5	S0509063	3	BOLT						
	6	S5102503	3	WASHER-SPRING						
	7	D580128	1	CLAMP						
	8	A156527	1	TUBE AS-RH(FFT)						



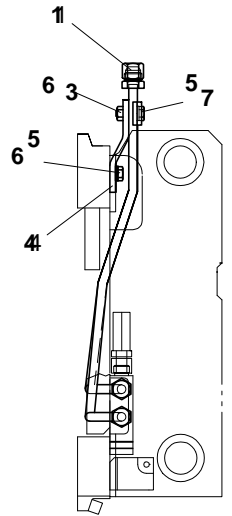
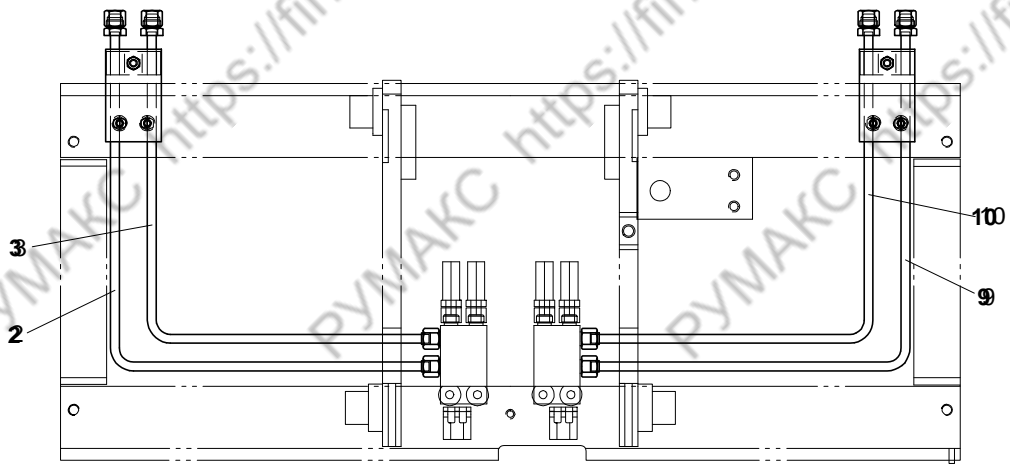
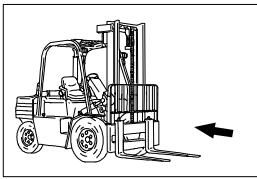
D15/18S2 D20SC2**FIG.12.33****D583436 LINES GP SECONDARY-ATTACHMENT-3WAY-RH(FF)**

NOTE	ITEM NO.	PART NUMBER	QTY	DESCRIPTION	CHANGE CODE	START SERIAL NO.				
						EM0FL	EM0FM	-	-	-
	1	D580129	2	CAP						
	2	D583459	1	TUBE AS-LH(FF)						
	3	S4006543	1	NUT						
	4	D580127	1	BRACKET						
	5	S0509063	3	BOLT						
	6	S5102503	3	WASHER-SPRING						
	7	D580128	1	CLAMP						
	8	D583460	1	TUBE AS-LH(FF)						



D15/18S2 D20SC2**FIG.12.32****A156574 LINES GP SECONDARY-ATTACHMENT-3WAY-RH(FFT)**

NOTE	ITEM NO.	PART NUMBER	QTY	DESCRIPTION	CHANGE CODE	START SERIAL NO.				
						EM0FL	EM0FM	-	-	-
	1	D580129	2	CAP						
	2	D583459	1	TUBE AS-LH(FFT)						
	3	S4006543	1	NUT						
	4	D580127	1	BRACKET						
	5	S0509063	3	BOLT						
	6	S5102503	3	WASHER-SPRING						
	7	D580128	1	CLAMP						
	8	D583460	1	TUBE AS-LH(FFT)						

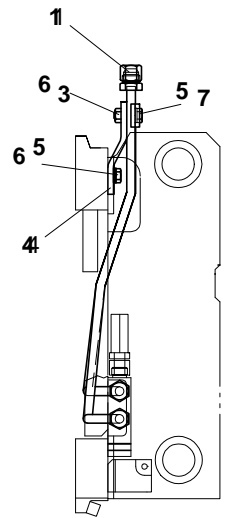
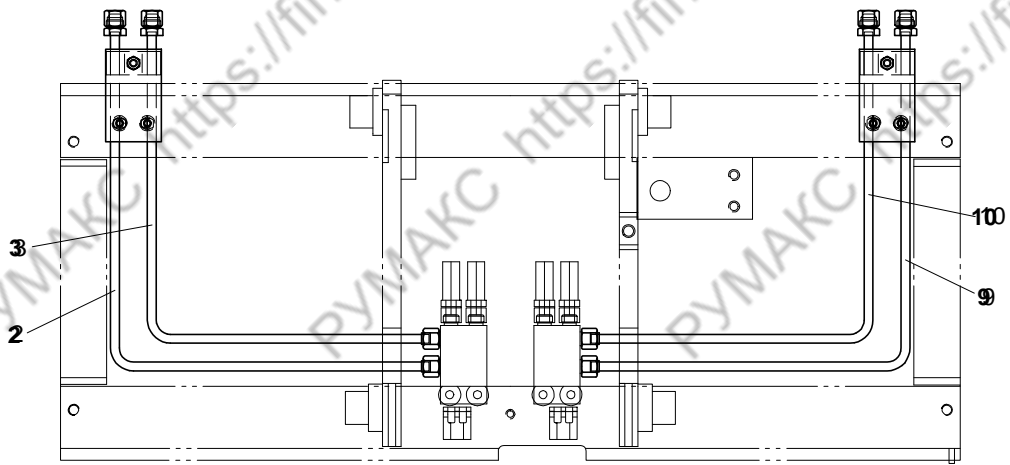
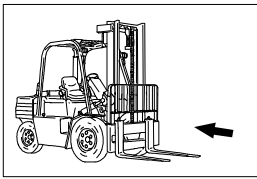


D15/18S2 D20SC2

FIG.12.34

D583437 LINES GP SECONDARY-ATTACHMENT-4WAY(FF)

NOTE	ITEM NO.	PART NUMBER	QTY	DESCRIPTION	CHANGE CODE	START SERIAL NO.				
						EM0FL	EM0FM	-	-	-
	1	D580129	4	CAP						
	2	D583457	1	TUBE AS-RH(FF)						
	3	D583458	1	TUBE AS-RH(FF)						
	4	D580127	2	BRACKET						
	5	S0509063	6	BOLT						
	6	S5102503	6	WASHER-SPRING						
	7	D580128	2	CLAMP						
	8	S4006543	2	NUT						
	9	D583459	1	TUBE AS-LH(FF)						
	10	D583460	1	TUBE AS-LH(FF)						

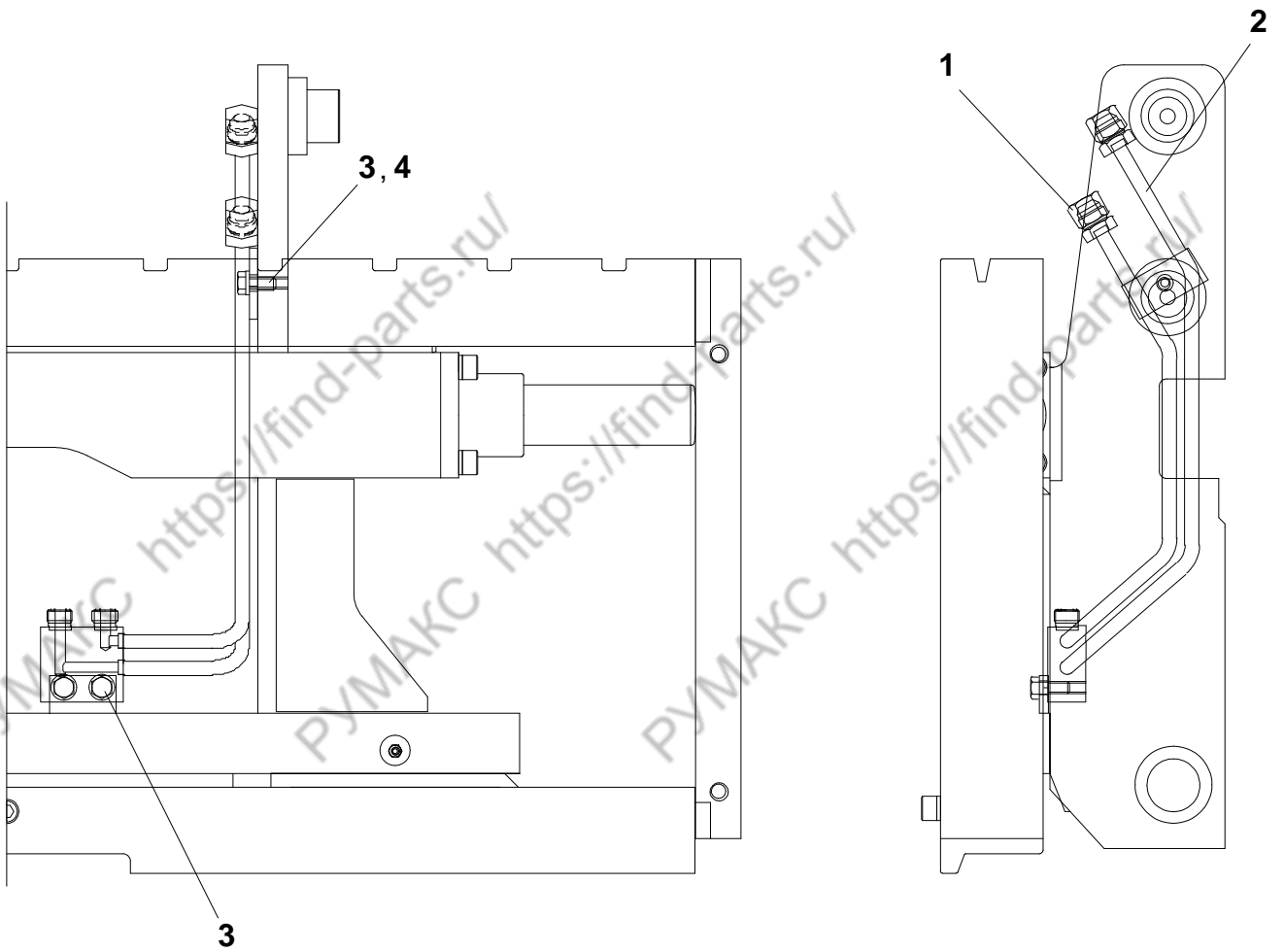


D15/18S2 D20SC2

FIG.12.34

A156575 LINES GP SECONDARY-ATTACHMENT-4WAY(FFT)

NOTE	ITEM NO.	PART NUMBER	QTY	DESCRIPTION	CHANGE CODE	START SERIAL NO.				
						EM0FL	EM0FM	-	-	-
	1	D580129	4	CAP						
	2	A156526	1	TUBE AS-RH(FFT)						
	3	A156527	1	TUBE AS-RH(FFT)						
	4	D580127	2	BRACKET						
	5	S0509063	6	BOLT						
	6	S5102503	6	WASHER-SPRING						
	7	D580128	2	CLAMP						
	8	S4006543	2	NUT						
	9	A156528	1	TUBE AS-LH(FFT)						
	10	A156529	1	TUBE AS-LH(FFT)						



D15/18S2 D20SC2**FIG.12.35****D871410 LINES GP-ATT-SECONDARY(3WAY-LH)-INTEGRAL SIDESHIFT**

NOTE	ITEM NO.	PART NUMBER	QTY	DESCRIPTION	CHANGE CODE	START SERIAL NO.				
						EM0FL	EM0FM	-	-	-
	1	D580129	2	CAP						
	2	D871411	1	TUBE AS-LH						
	3	S0508863	3	BOLT						
	4	S5102503	1	WASHER-SPRING						

D15/18S2 D20SC2

FIG.13.00

D800721 INTEGRAL SHIFTING FORK POSITIONER ARR.(STD)

NOTE	ITEM NO.	PART NUMBER	QTY	DESCRIPTION	CHANGE CODE	START SERIAL NO.				
						EMOFL	EMOFM	-	-	-
		D871215	1	INT. SHIFTING FORK POSITIONER GP						
		D871213	1	- CARRIAGE AS						
		D870848	1	- CAGE AS-LH						
		D870862	1	- CAGE AS-RH						
		D871056	1	- MTG GP-FORK POSITIONER						
		A276118	1	MTG GP-CARRIAGE						
		D871216	1	LINES GP-CARRIAGE						
		D800875	1	BACKREST GP						

D15/18S2 D20SC2

FIG.13.001

D801336 INTEGRAL SHIFTING FORK POSITIONER ARR.(FFT)

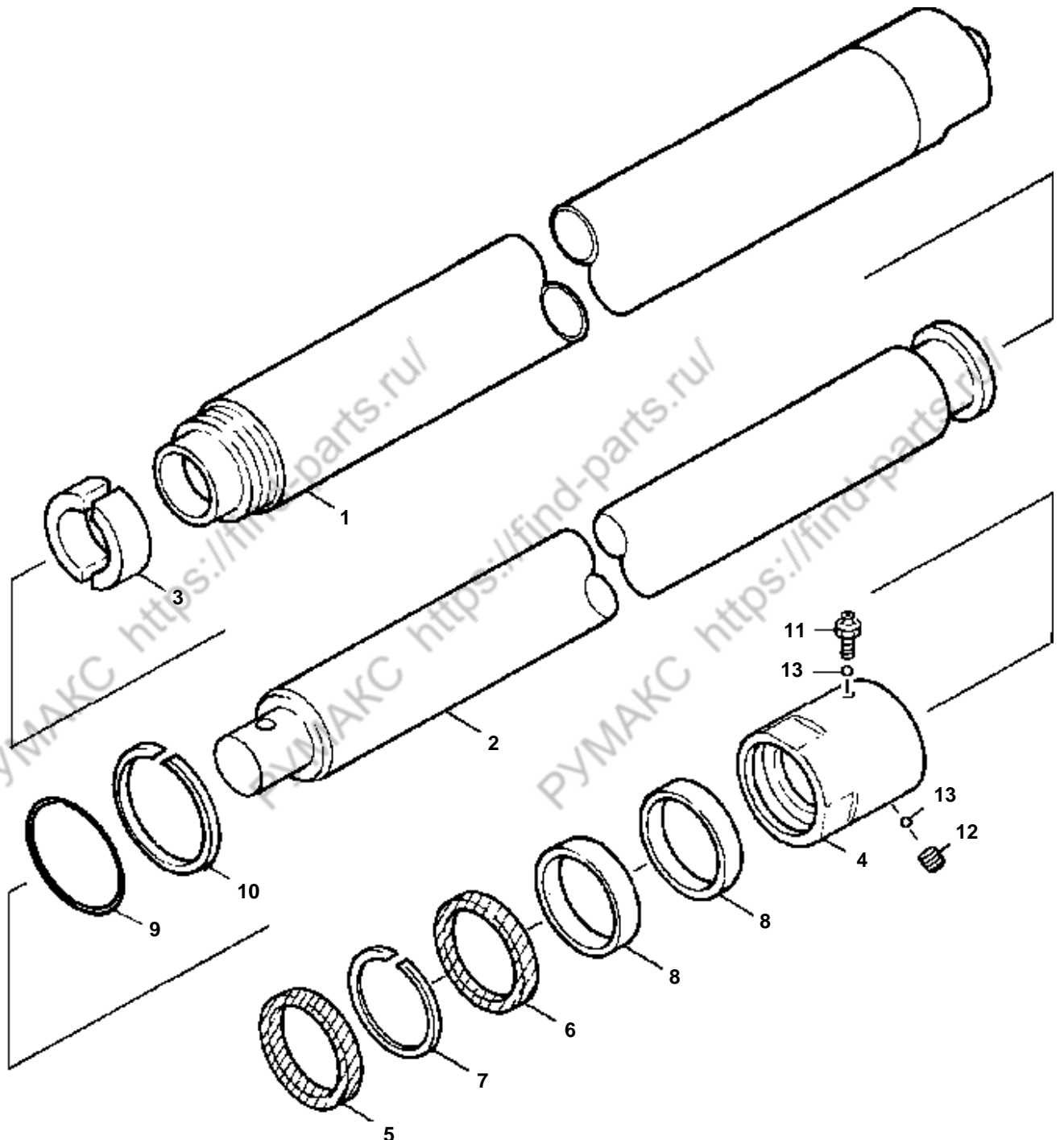
NOTE	ITEM NO.	PART NUMBER	QTY	DESCRIPTION	CHANGE CODE	START SERIAL NO.					
						EM0FL	EM0FM	-	-	-	-
C		D871640	1	INT. SHIFTING FORK POSITIONER GP							
		D871646	1	- CARRIAGE AS							
		D870848	1	- CAGE AS-LH							
		D870862	1	- CAGE AS-RH							
		D871056	1	- MTG GP-FORK POSITIONER							
		A276118	1	MTG GP-CARRIAGE							
		D871187	1	LINES GP-CARRIAGE	R	0001~0574	0001~0269				
		D871641	1	LINES GP-CARRIAGE		0575~	0270~				
		D800875	1	BACKREST GP							

<https://find-parts.ru/>
<https://find-parts.ru/>
<https://find-parts.ru/>

D15/18S2 D20SC2

FIG.13.01

NOTE	ITEM NO.	PART NUMBER	QTY	DESCRIPTION	CHANGE CODE	START SERIAL N	
						EM0FL	EM0FM
		STD					
		A276050		MAST ARRANGEMENT MAXIMUM FORK HEIGHT 3.000MM			
		A276051		MAST ARRANGEMENT MAXIMUM FORK HEIGHT 3.300MM			
		A276052		MAST ARRANGEMENT MAXIMUM FORK HEIGHT 3.500MM			
		A276053		MAST ARRANGEMENT MAXIMUM FORK HEIGHT 3.700MM			
		A276054		MAST ARRANGEMENT MAXIMUM FORK HEIGHT 4.000MM			
		A276055		MAST ARRANGEMENT MAXIMUM FORK HEIGHT 4.500MM			
		FFL					
		A276056		MAST ARRANGEMENT MAXIMUM FORK HEIGHT 2.700MM			
		A276057		MAST ARRANGEMENT MAXIMUM FORK HEIGHT 3.000MM			
		A276058		MAST ARRANGEMENT MAXIMUM FORK HEIGHT 3.300MM			
		FFT					
		A276059		MAST ARRANGEMENT MAXIMUM FORK HEIGHT 4.000MM	R	0001~0574	0001~0269
C		A276156		MAST ARRANGEMENT MAXIMUM FORK HEIGHT 4.000MM		0575~	0270~
	..	A276060		MAST ARRANGEMENT MAXIMUM FORK HEIGHT 4.500MM	R	0001~0574	0001~0269
C		A276157		MAST ARRANGEMENT MAXIMUM FORK HEIGHT 4.500MM		0575~	0270~
	...	A276061		MAST ARRANGEMENT MAXIMUM FORK HEIGHT 4.800MM	N		
C		A276149		MAST ARRANGEMENT MAXIMUM FORK HEIGHT 4.750MM	R	0001~0574	0001~0269
C		A276158		MAST ARRANGEMENT MAXIMUM FORK HEIGHT 4.750MM		0575~	0270~
	.	A276062		MAST ARRANGEMENT MAXIMUM FORK HEIGHT 5.000MM	R	0001~0574	0001~0269
C		A276159		MAST ARRANGEMENT MAXIMUM FORK HEIGHT 5.000MM		0575~	0270~
	..	A276063		MAST ARRANGEMENT MAXIMUM FORK HEIGHT 5.500MM	R	0001~0574	0001~0269
C		A276160		MAST ARRANGEMENT MAXIMUM FORK HEIGHT 5.500MM		0575~	0270~
	...	A276064		MAST ARRANGEMENT MAXIMUM FORK HEIGHT 6.000MM	R	0001~0574	0001~0269
C		A276161		MAST ARRANGEMENT MAXIMUM FORK HEIGHT 6.000MM		0575~	0270~



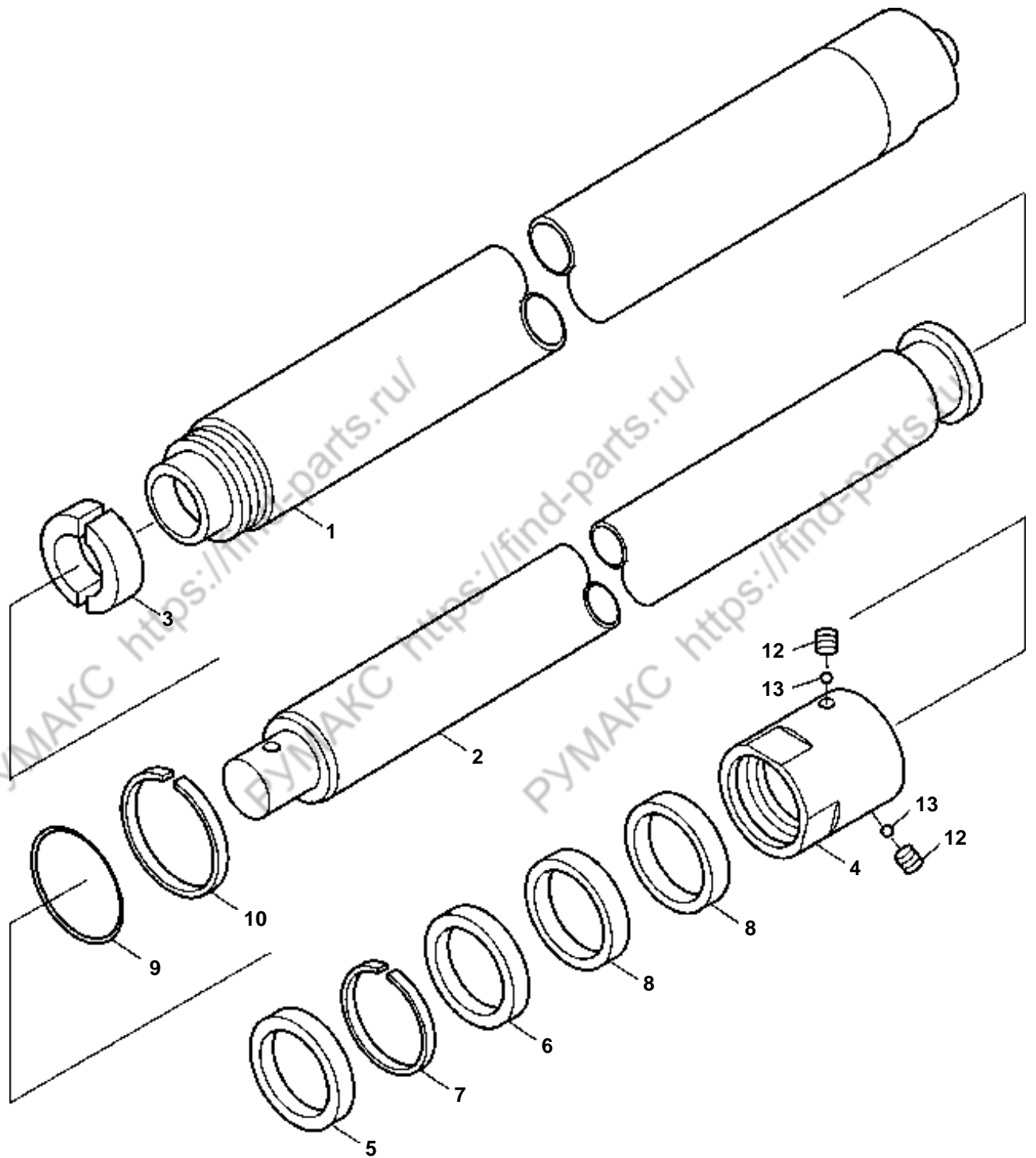
D15/18S2 D20SC2

FIG.13.02

D501914 LIFT GP - STD

NOTE	ITEM NO.	PART NUMBER	QTY	DESCRIPTION	CHANGE CODE	START SERIAL NO.				
						EM0FL	EM0FM	-	-	-
	1	D510915	1	TUBE AS(MFH3000MM)						
		D510916	1	TUBE AS(MFH3300MM)						
		D510917	1	TUBE AS(MFH3500MM)						
		D510918	1	TUBE AS(MFH3700MM)						
		D510919	1	TUBE AS(MFH4000MM)						
		D510920	1	TUBE AS(MFH4500MM)						
	2	D510184	1	ROD(MFH3000MM)						
		D510186	1	ROD(MFH3300MM)						
		D510188	1	ROD(MFH3500MM)						
		D510190	1	ROD(MFH3700MM)						
		D510192	1	ROD(MFH4000MM)						
		D510194	1	ROD(MFH4500MM)						
	3	D510173	1	RING						
	4	D510174	1	NUT-GLAND						
J	5	D501260	1	SEAL-WIPER						
J	6	D510024	1	SEAL-U-CUP						
J	7	D501710	1	RING-BACK UP						
J	8	D510175	2	RING-SLYD						
J	9	D501261	1	SEAL-O-RING						
J	10	D501712	1	RING-BACK UP						
	11	D510697	1	SCREW-BLEEDER						
	12	D510696	2	SCREW-SET-HEX SOCKET						
	13	D510695	3	BALL						
				THE FOLLOWING KIT IS AVAILABLE ;						
		D510176	1	KIT-SEAL (INCLUDES PARTS MARKED J)						
		D501918	2	LIFT GP-STD(MFH3000MM)						
		D501919	2	LIFT GP-STD(MFH3300MM)						
		D501920	2	LIFT GP-STD(MFH3500MM)						
		D501921	2	LIFT GP-STD(MFH3700MM)						
		D501922	2	LIFT GP-STD(MFH4000MM)						
		D501923	2	LIFT GP-STD(MFH4500MM)						

EM0FL-0001~0574
EM0FM-0001~0269



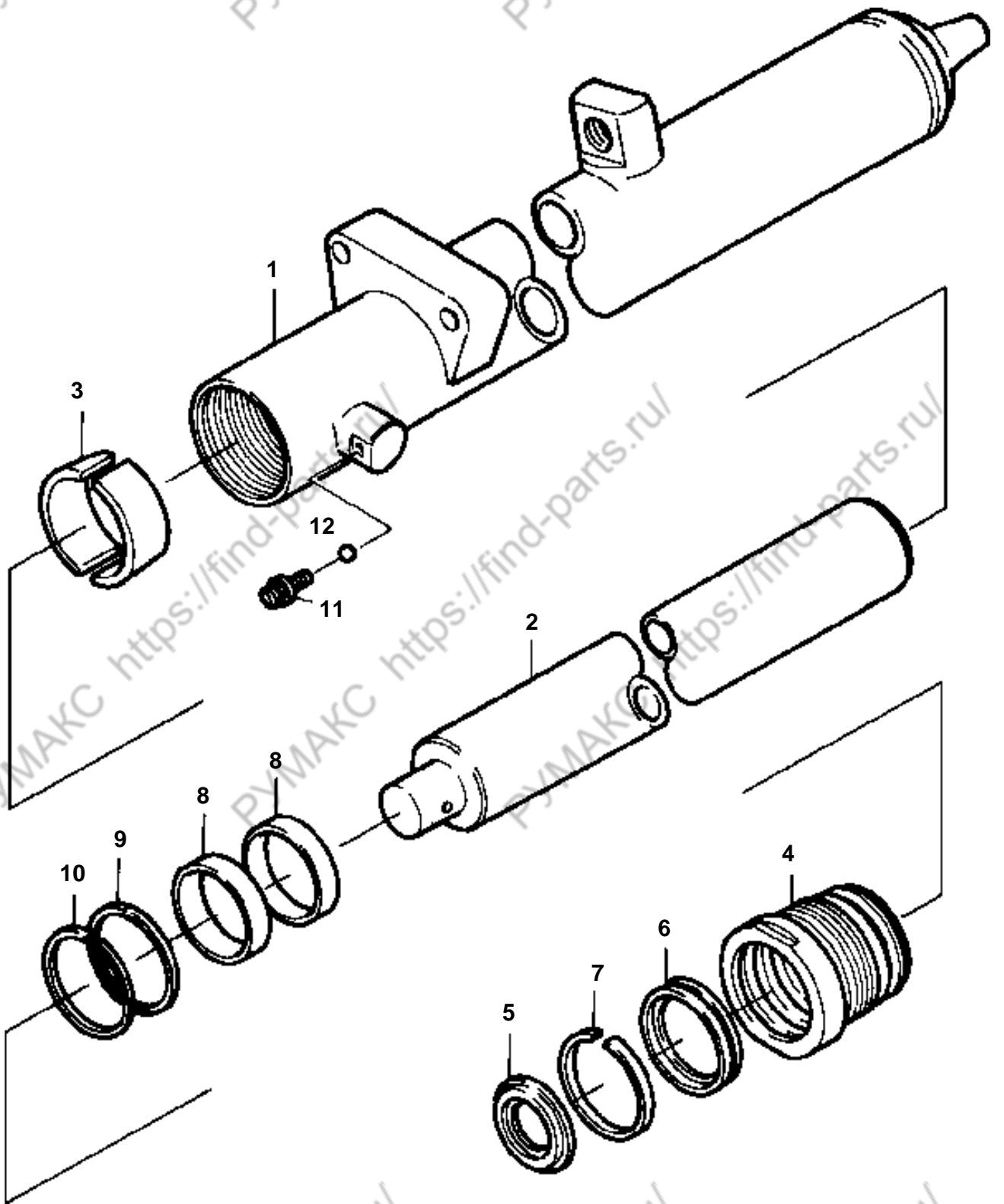
D15/18S2 D20SC2

FIG.13.021

D512374 LIFT GP - STD

NOTE	ITEM NO.	PART NUMBER	QTY	DESCRIPTION	CHANGE CODE	START SERIAL NO.				
						EMOFL	EMOFM	-	-	-
		D512378	1	LIFT GROUP(MFH 3000MM)						
		D512379	1	LIFT GROUP(MFH 3300MM)						
		D512380	1	LIFT GROUP(MFH 3500MM)						
		D512381	1	LIFT GROUP(MFH 3700MM)						
		D512382	1	LIFT GROUP(MFH 4000MM)						
		D512383	1	LIFT GROUP(MFH 4500MM)						
	1	D512445	1	TUBE AS(MFH 3000MM)	N					
C		D512827	1	TUBE AS(MFH 3000MM)						
	.	D512447	1	TUBE AS(MFH 3300MM)	N					
C		D512828	1	TUBE AS(MFH 3300MM)						
	..	D512449	1	TUBE AS(MFH 3500MM)	N					
C		D512829	1	TUBE AS(MFH 3500MM)						
	...	D512451	1	TUBE AS(MFH 3700MM)	N					
C		D512830	1	TUBE AS(MFH 3700MM)						
	D512453	1	TUBE AS(MFH 4000MM)	N					
C		D512831	1	TUBE AS(MFH 4000MM)						
	D512455	1	TUBE AS(MFH 4500MM)	N					
C		D512832	1	TUBE AS(MFH 4500MM)						
	2	D512446	1	ROD(MFH 3000MM)	N					
C		D512444	1	ROD(MFH 3000MM)						
	.	D512448	1	ROD(MFH 3300MM)	N					
C		D512446	1	ROD(MFH 3300MM)						
	..	D512450	1	ROD(MFH 3500MM)	N					
C		D512448	1	ROD(MFH 3500MM)						
	...	D512452	1	ROD(MFH 3700MM)	N					
C		D512450	1	ROD(MFH 3700MM)						
	D512454	1	ROD(MFH 4000MM)	N					
C		D512452	1	ROD(MFH 4000MM)						
	D512456	1	ROD(MFH 4500MM)	N					
C		D512454	1	ROD(MFH 4500MM)						
	3	D512433	1	RING						
	4	D512434	1	ROD COVER						
J	5	D510024	1	U-PACKING						
J	6	D501710	1	RING-BACK UP						
J	7	D501260	1	WIPER-DUST						
J	8	D510175	2	RING-SLYD						
J	9	D510541	1	O-RING						
J	10	D511670	1	RING-BACK UP						
	11	D510697	1	SCREW-BLEEDR						
	12	D510696	3	SCREW-SET						
	13	D510695	3	BALL-STEEL						
				THE FOLLOWING REPAIR KIT IS AVAILABLE :						
		D512436	1	KIT-SEAL (INCLUDES PARTS MARKED J)						

EMOFL-0575~UP
EMOFM-0270~UP

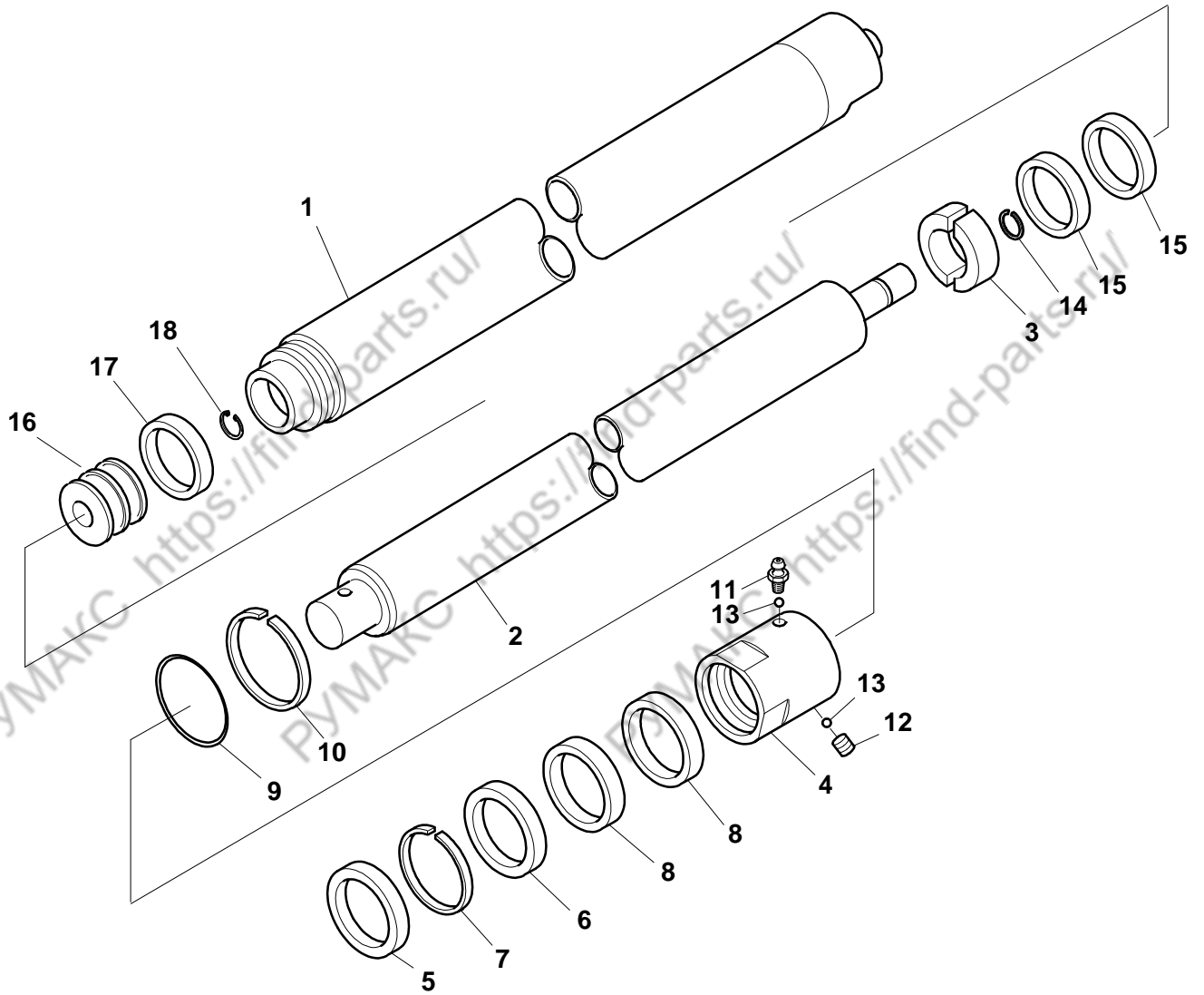


D15/18S2 D20SC2

FIG.13.03

D501865 LIFT GROUP - PRIMARY - FFL

NOTE	ITEM NO.	PART NUMBER	QTY	DESCRIPTION	CHANGE CODE	START SERIAL NO.				
						EM0FL	EM0FM	-	-	-
		D501866	1	LIFT GROUP-PRIMARY (MFH 2700MM)						
		D501867	1	LIFT GROUP-PRIMARY (MFH 3000MM)						
		D501868	1	LIFT GROUP-PRIMARY (MFH 3300MM)						
C	1	D510227	1	TUBE AS(MFH 2700MM)	N					
		D512878	1	TUBE AS(MFH 2700MM)						
C	.	D510229	1	TUBE AS(MFH 3000MM)	N					
		D512879	1	TUBE AS(MFH 3000MM)						
C	..	D510231	1	TUBE AS(MFH 3300MM)	N					
		D512880	1	TUBE AS(MFH 3300MM)						
	2	D510228	1	ROD(MFH 2700MM)						
		D510230	1	ROD(MFH 3000MM)						
		D510232	1	ROD(MFH 3300MM)						
	3	D510076	1	RING						
	4	D510077	1	COVER-ROD						
J	5	D510078	1	SEAL-WIPER						
J	6	D510079	1	SEAL-U-CUP						
J	7	D510080	1	RING-BACK UP						
J	8	D510081	2	RING-SLYD						
J	9	D510010	1	SEAL-O-RING						
J	10	D510011	1	RING-BACK UP						
	11	D510697	1	SCREW-BLEEDER						
	12	D510695	1	BALL						
		D510797	1	THE FOLLOWING REPAIR KIT IS AVAILABLE ; KIT-SEAL (INCLUDES PARTS MARKED J)						



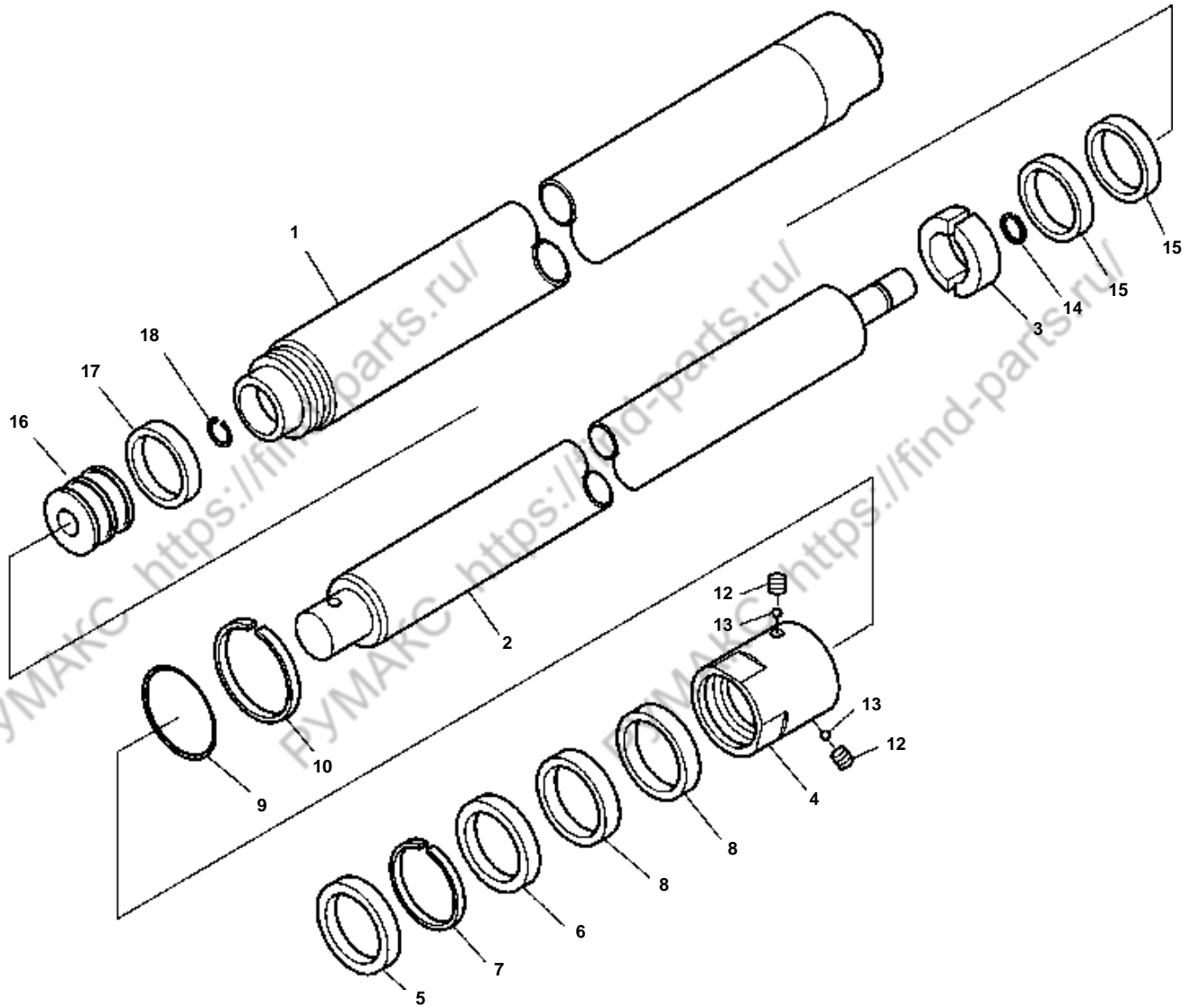
D15/18S2 D20SC2

FIG.13.04

D511624 LIFT GP - SECONDARY - FFL

NOTE	ITEM NO.	PART NUMBER	QTY	DESCRIPTION	CHANGE CODE	START SERIAL NO.				
						EM0FL	EM0FM	-	-	-
	1	D511629	1	TUBE ASS'Y(MFH 2700MM)						
		D511631	1	TUBE ASS'Y(MFH 3000MM)						
		D511633	1	TUBE ASS'Y(MFH 3300MM)						
	2	D511630	1	ROD(MFH 2700MM)						
		D511632	1	ROD(MFH 3000MM)						
		D511634	1	ROD(MFH 3300MM)						
	3	D510173	1	RING						
	4	D510174	1	NUT-GRAND						
J	5	D501260	1	SEAL-WIPER						
J	6	D510024	1	SEAL-U-CUP						
J	7	D501710	1	RING-BACK UP						
J	8	D510175	2	RING-SLYD						
J	9	D501261	1	SEAL-O-RING						
J	10	D501712	1	RING-BACK UP						
	11	D510697	1	SCREW-BLEEDER						
	12	D510696	2	SCREW-SET-HEX SOCKET						
	13	D510695	3	BALL						
	14	D511500	1	RING-RETAINING						
J	15	D510163	2	RING-WEAR						
	16	D511499	1	PISTION						
J	17	D511501	1	RING-CUSHION						
	18	D511502	1	RING-SNAP						
				THE FOLLOWING REPAIR KIT IS AVAILABLE ;						
		D511503	1	KIT-SEAL (INCLUDES PARTS MARKED J) THE FOLLOWING CYLINDER AS IS AVAILABLE ;						
		D511625	2	LIFT GP-SECONDARY-FFL(MFH 2700)						
		D511626	2	LIFT GP-SECONDARY-FFL(MFH 3000)						
		D511627	2	LIFT GP-SECONDARY-FFL(MFH 3300)						

EM0FL-0001~0574
EM0FM-0001~0269



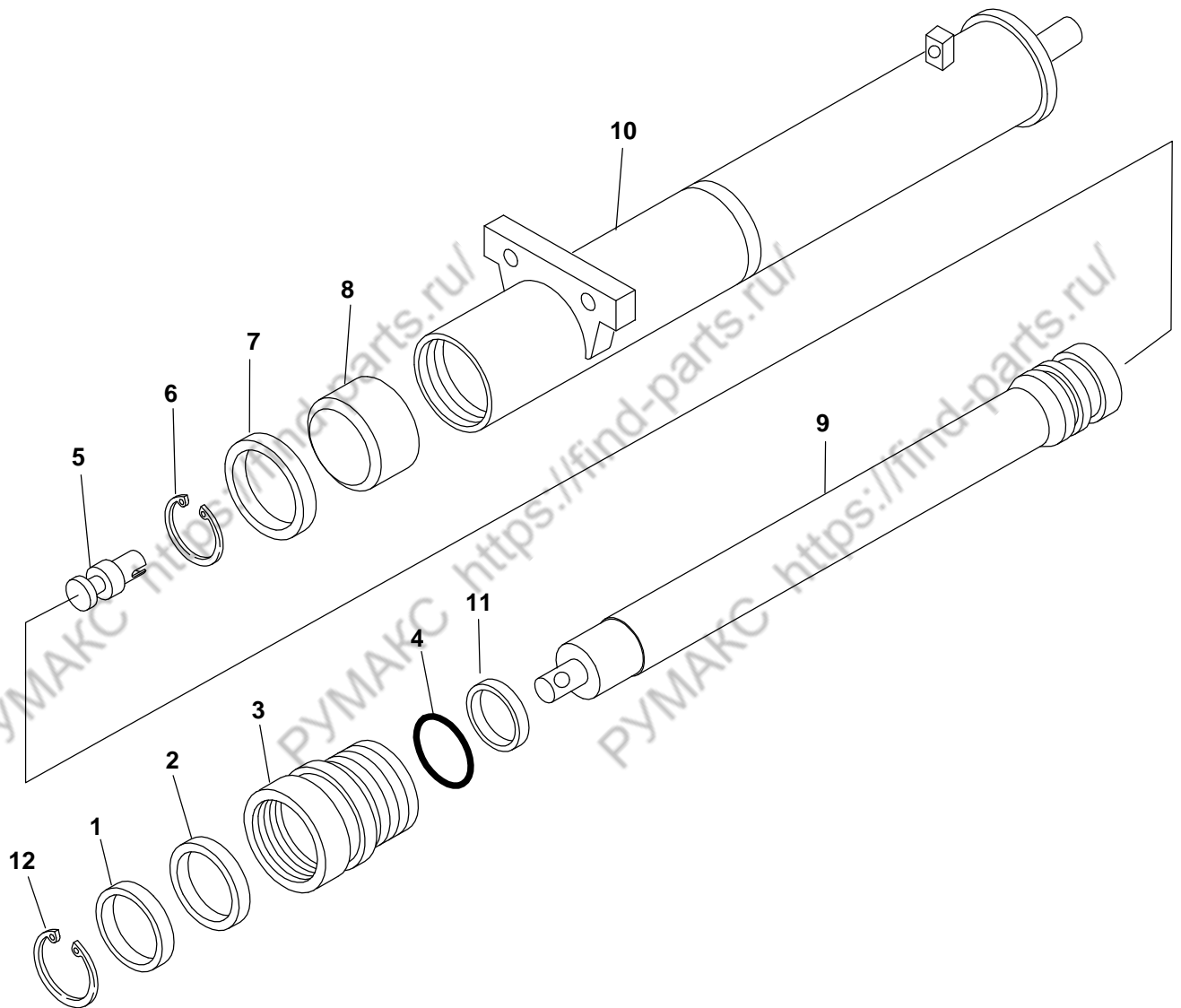
D15/18S2 D20SC2

FIG.13.041

D512388 LIFT GROUP - SECONDARY - FFL

NOTE	ITEM NO.	PART NUMBER	QTY	DESCRIPTION	CHANGE CODE	START SERIAL NO.				
						EMOFL	EMOFM	-	-	-
		D512389	1	LIFTGP-SECONDARY(MFH 2700MM)						
		D512390	1	LIFTGP-SECONDARY(MFH 3000MM)						
		D512391	1	LIFTGP-SECONDARY(MFH 3300MM)						
C	1	D512465	1	TUBE ASS'Y(MFH 2700MM)	N					
		D512836	1	TUBE ASS'Y(MFH 2700MM)						
C	.	D512467	1	TUBE ASS'Y(MFH 3000MM)	N					
		D512837	1	TUBE ASS'Y(MFH 3000MM)						
C	..	D512469	1	TUBE ASS'Y(MFH 3300MM)	N					
		D512838	1	TUBE ASS'Y(MFH 3300MM)						
	2	D512466	1	ROD(MFH 2700MM)						
		D512468	1	ROD(MFH 3000MM)						
		D512470	1	ROD(MFH 3300MM)						
	3	D512433	1	RING						
	4	D512434	1	ROD COVER						
J	5	D501260	1	WIPER-DUST						
J	6	D510024	1	U-PACKING						
J	7	D501710	1	RING-BACK UP						
J	8	D510175	2	RING-SLYD						
J	9	D510541	1	O-RING						
J	10	D511670	1	RING-BACK UP						
	11	D510697	1	SCREW-BLEEDR						
	12	D510696	2	SCREW-SET						
	13	D510695	3	BALL-STEEL						
	14	D511500	1	RING-RETAINING						
J	15	D510163	2	RING-WEAR						
	16	D512463	1	PISTON						
	17	D511501	1	RING-CUSHION						
	18	D511502	1	RING-SNAP						
				THE FOLLOWING REPAIR KIT IS AVAILABLE ;						
		D512475	1	KIT-SEAL (INCLUDES PARTS MARKED J)						

EMOFL-0575~UP
EMOFM-0270~UP



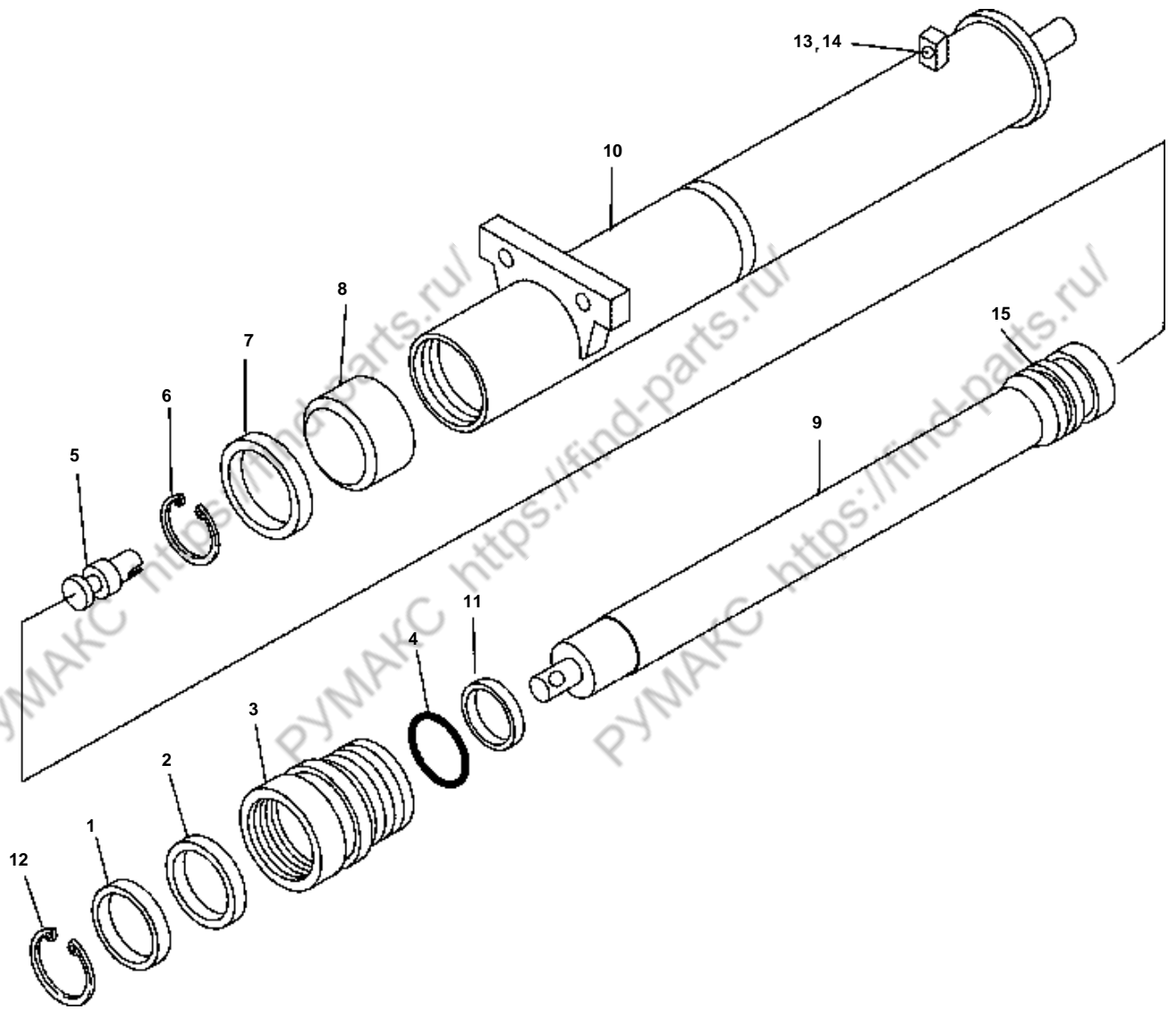
D15/18S2 D20SC2

FIG.13.05

D512107 LIFT GP - PRIMARY - FFT

NOTE	ITEM NO.	PART NUMBER	QTY	DESCRIPTION	CHANGE CODE	START SERIAL NO.				
						EM0FL	EM0FM	-	-	-
J	1	D512292	1	SEAL-WIPER						
J	2	D512293	1	SEAL-U-CUP						
	3	D512291	1	COVER-ROD						
J	4	D512294	1	SEAL-O-RING						
	5	D512300	1	VALVE AS-CHECK						
	6	D512301	1	RING-RETAINING						
J	7	D512298	1	SLIPPER SEAL						
J	8	D512297	1	RING-WEAR						
	9	D512263	1	ROD ASS'Y(MFH 4000MM)						
		D512265	1	ROD ASS'Y(MFH 4500MM)						
		D512267	1	ROD ASS'Y(MFH 4750MM)						
		D512271	1	ROD ASS'Y(MFH 5000MM)						
		D512273	1	ROD ASS'Y(MFH 5500MM)						
		D512275	1	ROD ASS'Y(MFH 6000MM)						
	10	D512262	1	TUBE ASS'Y(MFH 4000MM)						
		D512264	1	TUBE ASS'Y(MFH 4500MM)						
		D512266	1	TUBE ASS'Y(MFH 4750MM)						
		D512270	1	TUBE ASS'Y(MFH 5000MM)						
		D512272	1	TUBE ASS'Y(MFH 5500MM)						
		D512274	1	TUBE ASS'Y(MFH 6000MM)						
J	11	D512295	1	RING-BACK UP						
	12	D512313	1	RING-STOP						
				THE FOLLOWING REPAIR KIT IS AVAILABLE :						
		D512303	1	KIT SEAL (INCLUDES PARTS MARKED J) THE FOLLOWING CYLINDER AS IS AVAILABLE :						
		D512246	1	LIFT GP - PRI-FFT(MFH 4000MM)						
		D512247	1	LIFT GP - PRI-FFT(MFH 4500MM)						
		D512110	1	LIFT GP - PRI-FFT(MFH 4750MM)						
		D512249	1	LIFT GP - PRI-FFT(MFH 5000MM)						
		D512250	1	LIFT GP - PRI-FFT(MFH 5500MM)						
		D512251	1	LIFT GP - PRI-FFT(MFH 6000MM)						

EM0FL-0001~0574
EM0FM-0001~0269

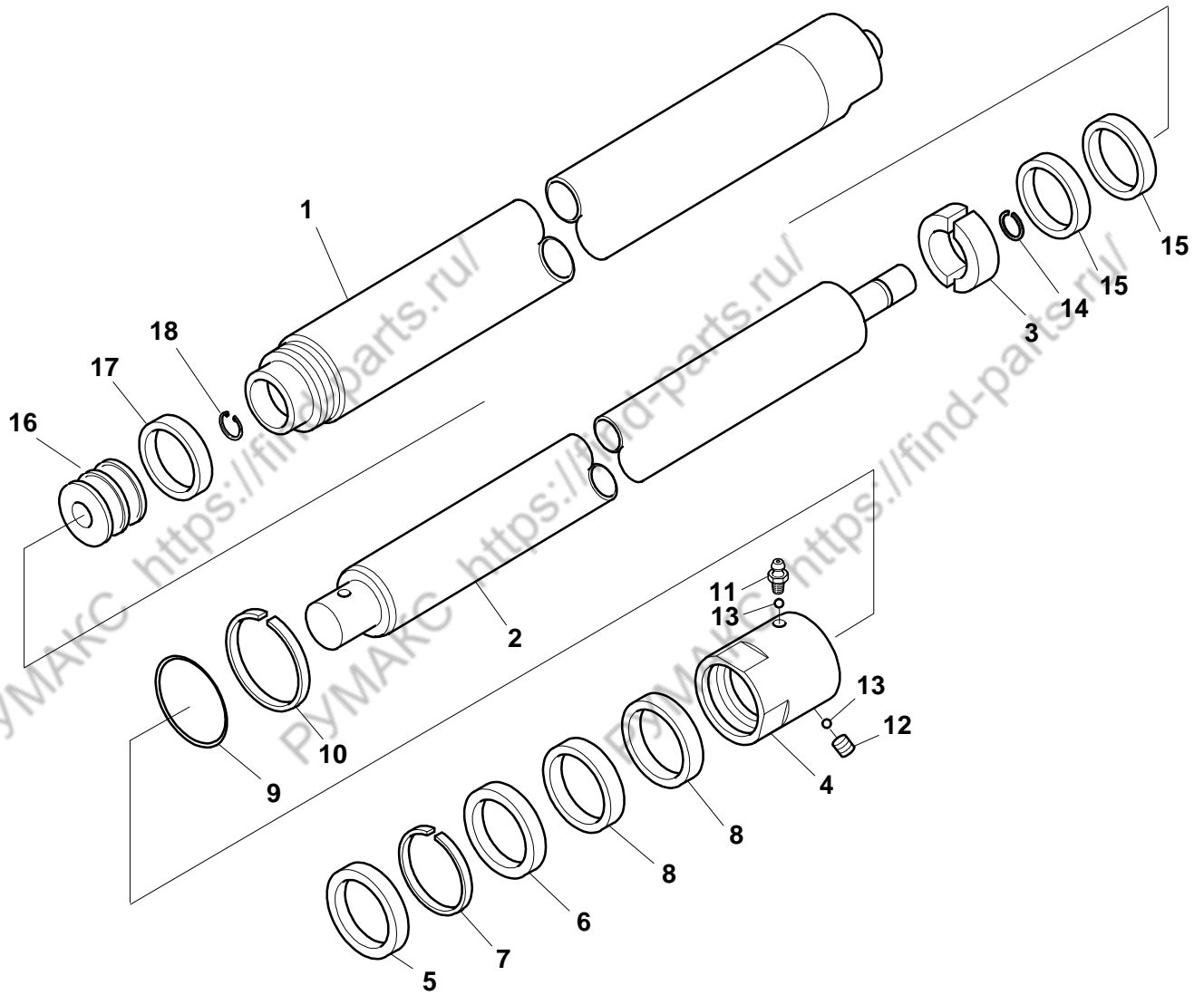


D15/18S2 D20SC2

FIG.13.051

D512413 LIFT GROUP - PRIMARY - FFT

NOTE	ITEM NO.	PART NUMBER	QTY	DESCRIPTION	CHANGE CODE	START SERIAL NO.				
						EM0FL	EM0FM	-	-	-
J	1	D512292	1	DUST WIPER						
J	2	D512293	1	U-PACKING						
J	3	D512291	1	ROD COVER						
J	4	D512294	1	O-RING						
J	5	D512300	1	CHECK VALVE						
J	6	D512301	1	RETAINING RING						
J	7	D512298	1	SLIPPER SEAL						
J	8	D512297	1	WEAR RING						
		D512514		ROD ASS'Y(MFH 3700MM)						
		D512518	1	ROD ASS'Y(MFH 4000MM)						
		D512522	1	ROD ASS'Y(MFH 4500MM)						
		D512524	1	ROD ASS'Y(MFH 4750MM)						
		D512528	1	ROD ASS'Y(MFH 5000MM)						
		D512532	1	ROD ASS'Y(MFH 5500MM)						
		D512536	1	ROD ASS'Y(MFH 6000MM)						
	10	D512513	1	TUBE ASS'Y(MFH 3700MM)	N					
C		D512841	1	TUBE ASS'Y(MFH 3700MM)						
		D512517	1	TUBE ASS'Y(MFH 4000MM)	N					
C		D512843	1	TUBE ASS'Y(MFH 4000MM)						
		D512521	1	TUBE ASS'Y(MFH 4500MM)	N					
C		D512845	1	TUBE ASS'Y(MFH 4500MM)						
		D512523	1	TUBE ASS'Y(MFH 4750MM)	N					
C		D512846	1	TUBE ASS'Y(MFH 4750MM)						
		D512527	1	TUBE ASS'Y(MFH 5000MM)	N					
C		D512848	1	TUBE ASS'Y(MFH 5000MM)						
		D512531	1	TUBE ASS'Y(MFH 5500MM)	N					
C		D512850	1	TUBE ASS'Y(MFH 5500MM)						
		D512535	1	TUBE ASS'Y(MFH 6000MM)	N					
C		D512852	1	TUBE ASS'Y(MFH 6000MM)						
J	11	D512295	1	BACK UP RING						
	12	D512313	1	STOPPER						
	13	D512551	1	O-RING						
	14	D510810	1	DUST CAP(STEEL)						
	15	D512296	1	PISTON						
				THE FOLLOWING REPAIR KIT IS AVAILABLE :						
		D512303	1	KIT SEAL (INCLUDES PARTS MARKED J)						
				THE FOLLOWING CYLINDER AS IS AVAILABLE :						
		D512414		LIFT GP - PRI-FFT(MFH 3700MM)						
		D512416	1	LIFT GP - PRI-FFT(MFH 4000MM)						
		D512418	1	LIFT GP - PRI-FFT(MFH 4500MM)						
		D512419	1	LIFT GP - PRI-FFT(MFH 4750MM)						
		D512421	1	LIFT GP - PRI-FFT(MFH 5000MM)						
		D512423	1	LIFT GP - PRI-FFT(MFH 5500MM)						
		D512425	1	LIFT GP - PRI-FFT(MFH 6000MM)						



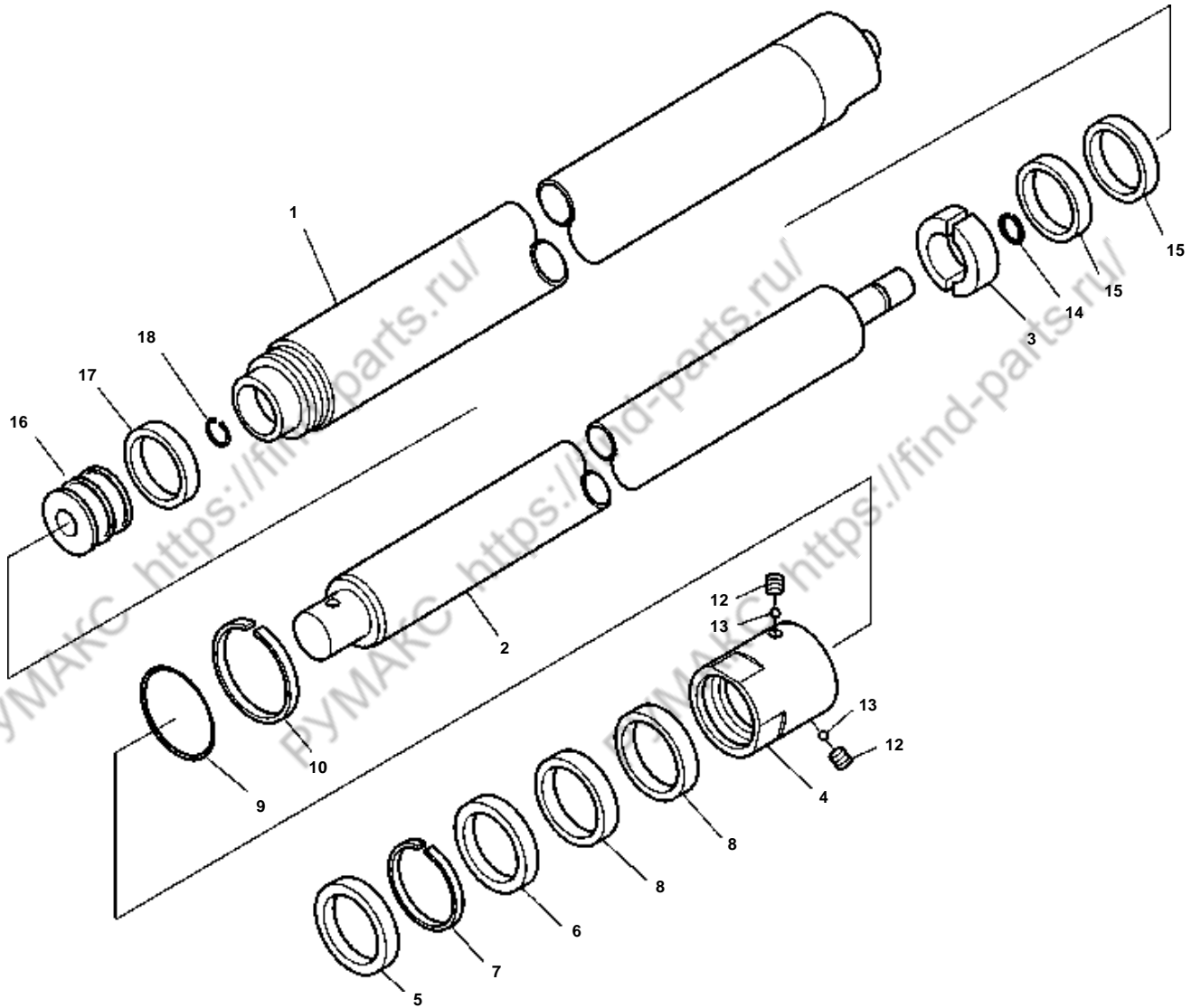
D15/18S2 D20SC2

FIG.13.06

D511486 LIFT GP - SECONDARY - FFT

NOTE	ITEM NO.	PART NUMBER	QTY	DESCRIPTION	CHANGE CODE	START SERIAL NO.				
						EM0FL	EM0FM	-	-	-
	1	D511582	1	TUBE ASS'Y(MFH 4000MM)						
		D511584	1	TUBE ASS'Y(MFH 4500MM)						
		D511794	1	TUBE ASS'Y(MFH4750MM)						
		D511588	1	TUBE ASS'Y(MFH 5000MM)						
		D511590	1	TUBE ASS'Y(MFH 5500MM)						
		D511592	1	TUBE ASS'Y(MFH 6000MM)						
	2	D511583	1	ROD(MFH 4000MM)						
		D511585	1	ROD(MFH 4500MM)						
		D511793	1	ROD(MFH 4750MM)						
		D511589	1	ROD(MFH 5000MM)						
		D511591	1	ROD(MFH 5500MM)						
		D511593	1	ROD(MFH 6000MM)						
	3	D510173	1	RING						
	4	D510174	1	NUT-GRAND						
J	5	D501260	1	SEAL-WIPER						
J	6	D510024	1	SEAL-U-CUP						
J	7	D501710	1	RING-BACK UP						
J	8	D510175	2	RING-SLYD						
J	9	D501261	1	SEAL-O-RING						
J	10	D501712	1	RING-BACK UP						
	11	D510697	1	SCREW-BLEEDER						
	12	D510696	2	SCREW-SET-HEX SOCKET						
	13	D510695	3	BALL						
	14	D511500	1	RING-RETAINING						
J	15	D510163	2	RING-WEAR						
	16	D511499	1	PISTION						
J	17	D511501	1	RING-CUSHION						
	18	D511502	1	RING-SNAP						
				THE FOLLOWING REPAIR KIT IS AVAILABLE ;						
		D511503	1	KIT-SEAL (INCLUDES PARTS MARKED J) THE FOLLOWING CYLINDER AS IS AVAILABLE ;						
		D511488	2	LIFT GP-SECONDARY- FFT(MFH 4000MM)						
		D511489	2	LIFT GP-SECONDARY- FFT(MFH 4500MM)						
		D511790	2	LIFT GP-SECONDARY- FFT(MFH 4750MM)						
		D511491	2	LIFT GP-SECONDARY- FFT(MFH 5000MM)						
		D511492	2	LIFT GP-SECONDARY- FFL(MFH 5500MM)						
		D511493	2	LIFT GP-SECONDARY- FFT(MFH 6000MM)						

EM0FL-0001~0574
EM0FM-0001~0269



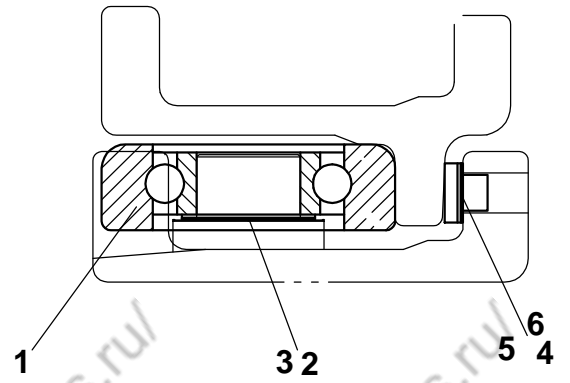
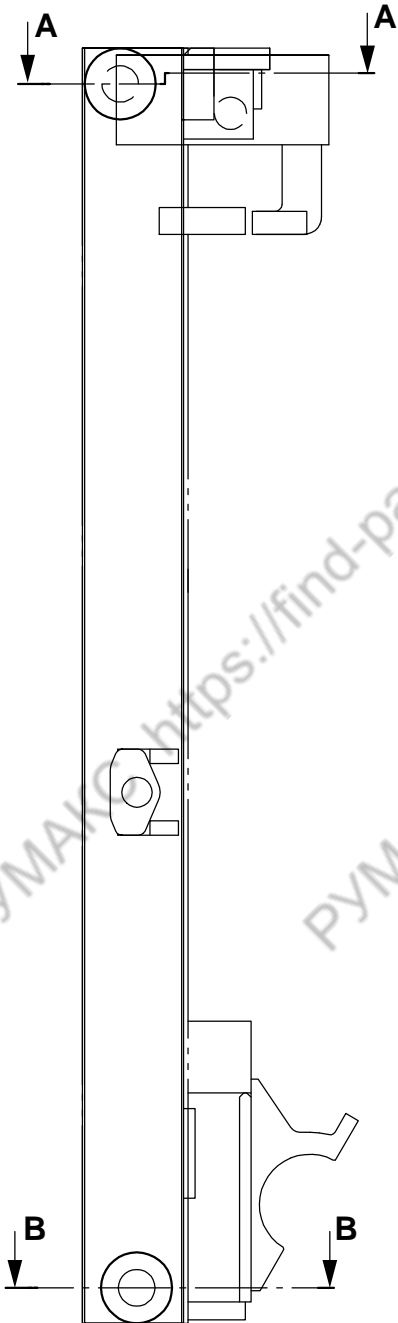
D15/18S2 D20SC2

FIG.13.061

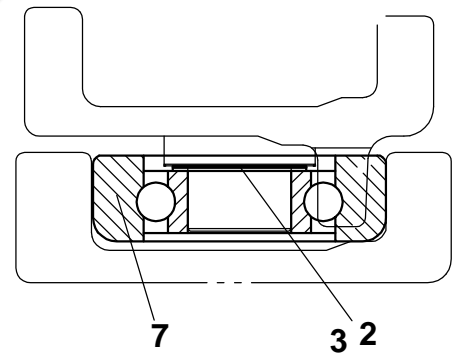
D512394 LIFT GROUP - SECONDARY - FFT

NOTE	ITEM NO.	PART NUMBER	QTY	DESCRIPTION	CHANGE CODE	START SERIAL NO.			
						EMOFL	EMOFM	-	-
	1	D512860	1	TUBE ASS'Y(MFH 3700MM)					
	.	D512482	1	TUBE ASS'Y(MFH 4000MM)	N				
C		D512862	1	TUBE ASS'Y(MFH 4000MM)					
	..	D512486	1	TUBE ASS'Y(MFH 4500MM)	N				
C		D512864	1	TUBE ASS'Y(MFH 4500MM)					
	...	D512478	1	TUBE ASS'Y(MFH 4750MM)	N				
C		D512865	1	TUBE ASS'Y(MFH 4750MM)					
	D512490	1	TUBE ASS'Y(MFH 5000MM)	N				
C		D512866	1	TUBE ASS'Y(MFH 5000MM)					
	D512494	1	TUBE ASS'Y(MFH 5500MM)	N				
C		D512868	1	TUBE ASS'Y(MFH 5500MM)					
	D512498	1	TUBE ASS'Y(MFH 6000MM)	N				
C		D512870	1	TUBE ASS'Y(MFH 6000MM)					
	2	D512477	1	ROD(MFH 3700MM)					
	.	D512483	1	ROD(MFH 4000MM)	N				
C		D512481	1	ROD(MFH 4000MM)					
	..	D512487	1	ROD(MFH 4500MM)	N				
C		D512485	1	ROD(MFH 4500MM)					
	...	D512489	1	ROD(MFH 4750MM)	N				
C		D512487	1	ROD(MFH 4750MM)					
	D512491	1	ROD(MFH 5000MM)	N				
C		D512489	1	ROD(MFH 5000MM)					
	D512495	1	ROD(MFH 5500MM)	N				
C		D512493	1	ROD(MFH 5500MM)					
	D512499	1	ROD(MFH 6000MM)	N				
C		D512497	1	ROD(MFH 6000MM)					
	3	D512433	1	RING					
	4	D512434	1	ROD COVER					
J	5	D501260	1	WIPER-DUST					
J	6	D510024	1	U-PACKING					
J	7	D501710	1	RING-BACK UP					
J	8	D510175	2	RING-SLYD					
J	9	D510541	1	O-RING					
J	10	D511670	1	RING-BACK UP					
	11	D510697	1	SCREW-BLEEDR					
	12	D510696	2	SCREW-SET					
	13	D510695	3	BALL-STEEL					
	14	D511500	1	RING-RETAINING					
J	15	D510163	2	RING-WEAR					
	16	D512463	1	PISTON					
J	17	D511501	1	RING-CUSHION					
	18	D511502	1	RING-SNAP					
				THE FOLLOWING REPAIR KIT IS AVAILABLE ;					
		D512475	1	KIT-SEAL (INCLUDES PARTS MARKED J) THE FOLLOWING CYLINDER AS IS AVAILABLE ;					
		D512395	2	LIFT GP-SECONDARY-FFT(MFH 3700MM)					
		D512397	2	LIFT GP-SECONDARY-FFT(MFH 4000MM)					
		D512399	2	LIFT GP-SECONDARY-FFT(MFH 4500MM)					
		D512400	2	LIFT GP-SECONDARY-FFT(MFH 4750MM)					
		D512401	2	LIFT GP-SECONDARY-FFT(MFH 5000MM)					
		D512403	2	LIFT GP-SECONDARY-FFL(MFH 5500MM)					
		D512405	2	LIFT GP-SECONDARY-FFT(MFH 6000MM)					

EMOFL-0575~UP
EMOFM-0270~UP



SECTION A - A



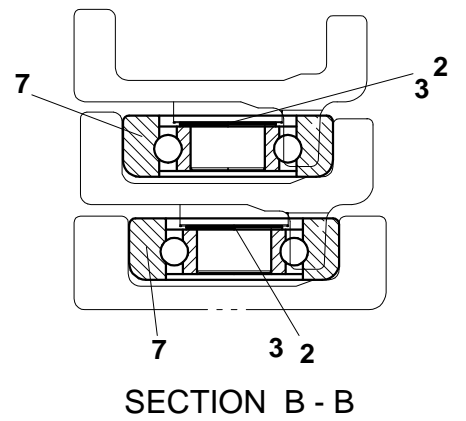
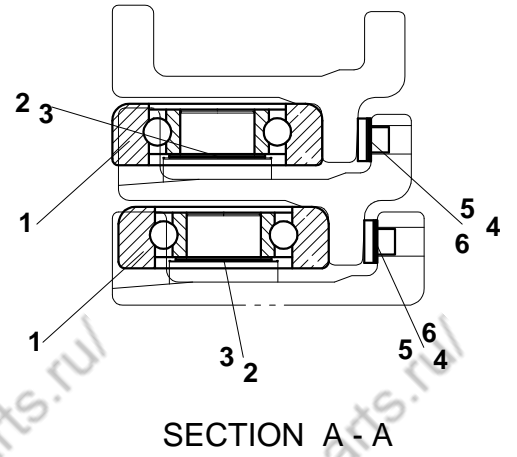
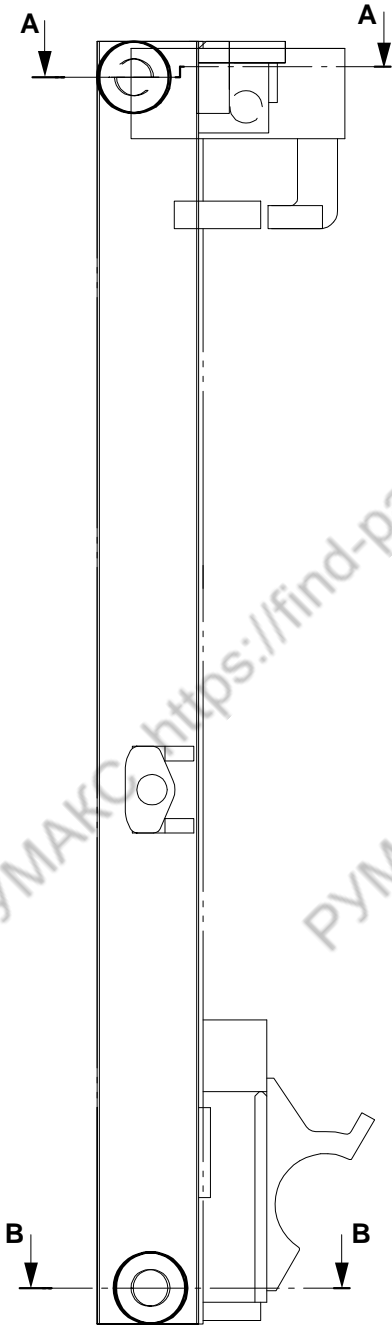
SECTION B - B

D15/18S2 D20SC2

FIG.13.07

D583572 MAST GP - BSC(STD,FF)

NOTE	ITEM NO.	PART NUMBER	QTY	DESCRIPTION	CHANGE CODE	START SERIAL NO.				
						EM0FL	EM0FM	-	-	-
	1	D580006	2	BEARING						
B	2	D580002	16	SHIM						
B	3	D580001	12	SHIM						
	4	D580003	2	PAD						
B	5	D580004	4	SHIM						
B	6	D580005	4	SHIM						
H	7	D580006	2	BEARING(0.5 UNDER SIZE)						
H		D580007	2	BEARING(STD SIZE)						
H		D580008	2	BEARING(0.5 OVER SIZE)						

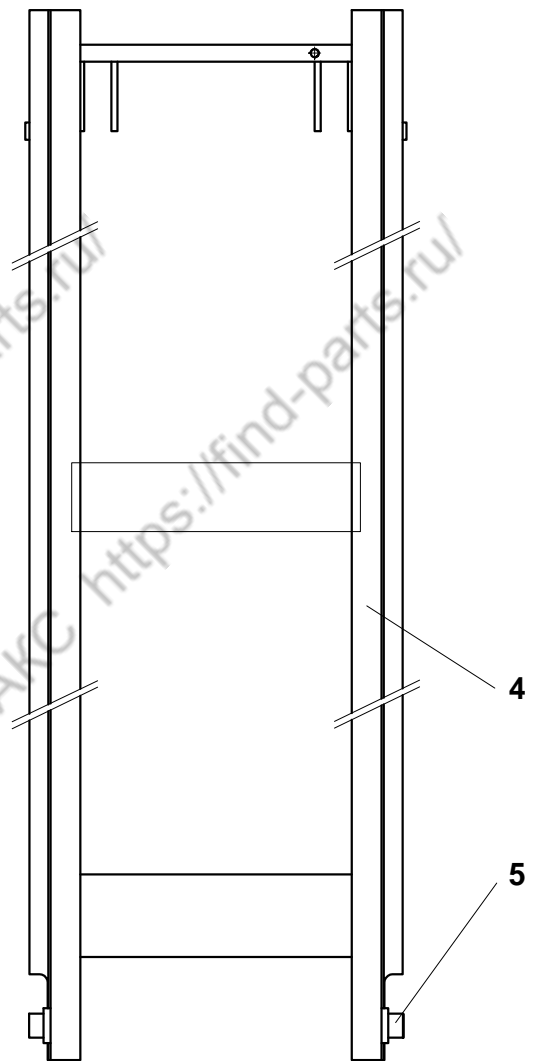
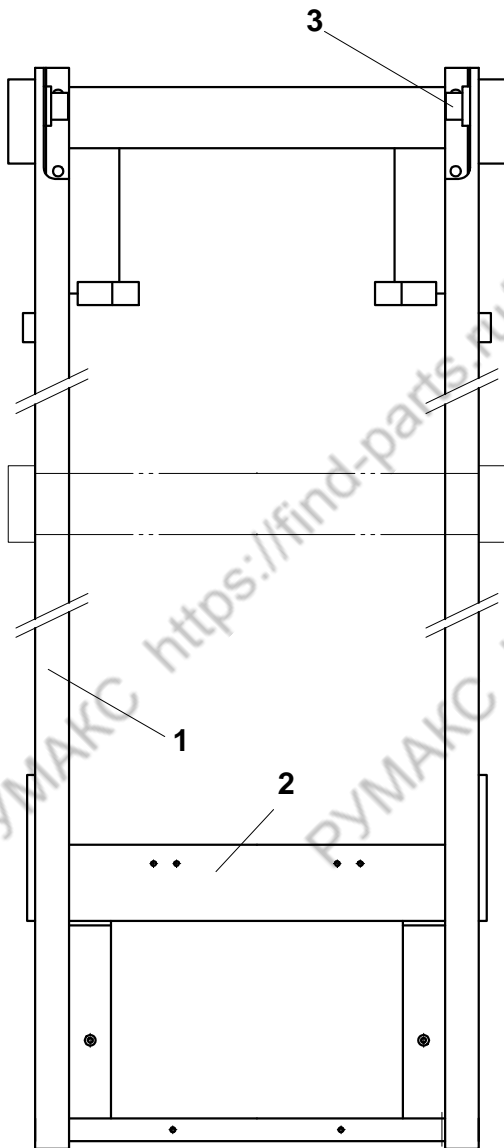


D15/18S2 D20SC2

FIG.13.08

D583573 MAST GP - BASIC(FFT)

NOTE	ITEM NO.	PART NUMBER	QTY	DESCRIPTION	CHANGE CODE	START SERIAL NO.				
						EM0FL	EM0FM	-	-	-
	1	D580006	4	BEARING						
B	2	D580002	32	SHIM						
B	3	D580001	24	SHIM						
	4	D580003	4	PAD						
B	5	D580004	8	SHIM						
B	6	D580005	8	SHIM						
H	7	D580006	4	BEARING(0.5 UNDER SIZE)						
H		D580007	4	BEARING(STD SIZE)						
H		D580008	4	BEARING(0.5 OVER SIZE)						

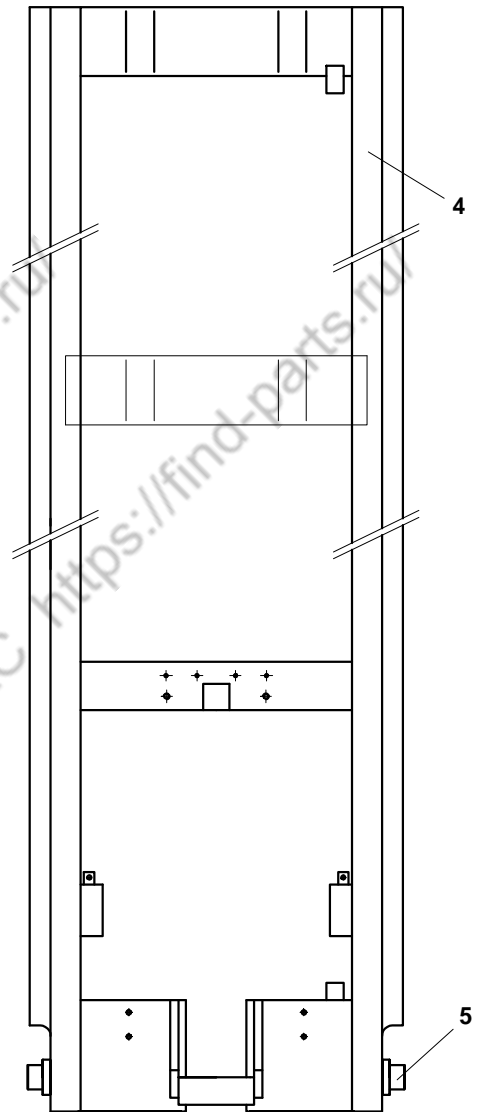
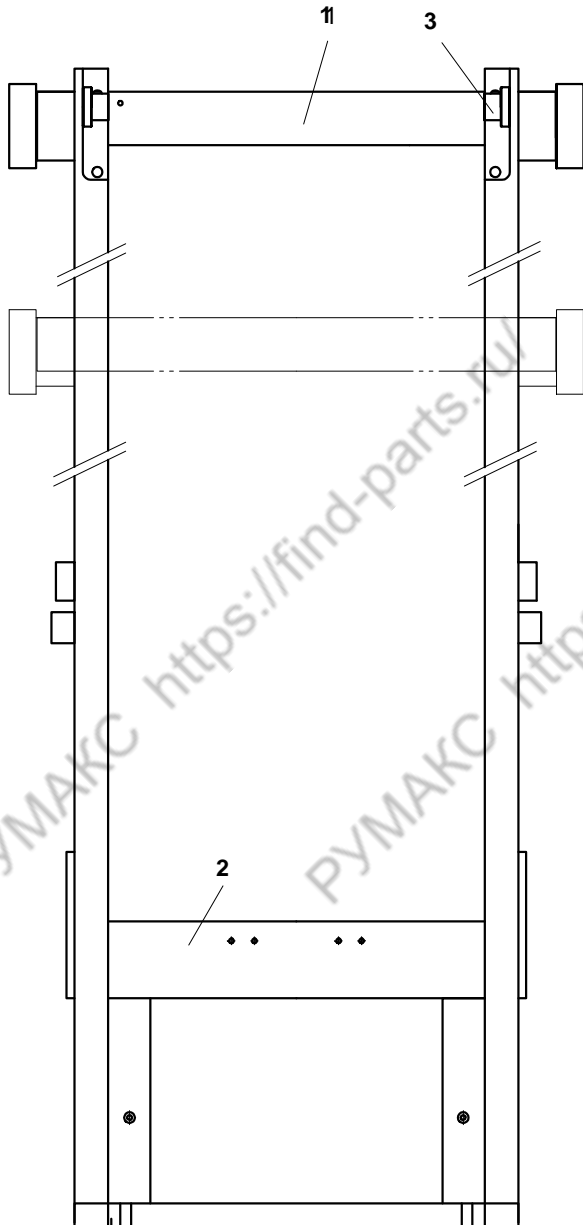


D15/18S2 D20SC2

FIG.13.09

MAST ASS'Y - STD

NOTE	ITEM NO.	PART NUMBER	QTY	DESCRIPTION	CHANGE CODE	START SERIAL NO.				
						EM0FL	EM0FM	-	-	-
	1	A276080	1	OUTER MAST AS-MFH 3000MM						
		A276081	1	OUTER MAST AS-MFH 3300MM						
		A276082	1	OUTER MAST AS-MFH 3500MM						
		A276083	1	OUTER MAST AS-MFH 3700MM						
		A276084	1	OUTER MAST AS-MFH 4000MM						
		A276085	1	OUTER MAST AS-MFH 4500MM						
Z	2		1	SUPPORT AS-LOWER						
Z	3		2	SHAFT						
	4	D583605	1	INNER MAST AS-MFH 3000MM						
		D583606	1	INNER MAST AS-MFH 3300MM						
		D583607	1	INNER MAST AS-MFH 3500MM						
		D583608	1	INNER MAST AS-MFH 3700MM						
		D583609	1	INNER MAST AS-MFH 4000MM						
		D583610	1	INNER MAST AS-MFH 4500MM						
Z	5		2	SHAFT						

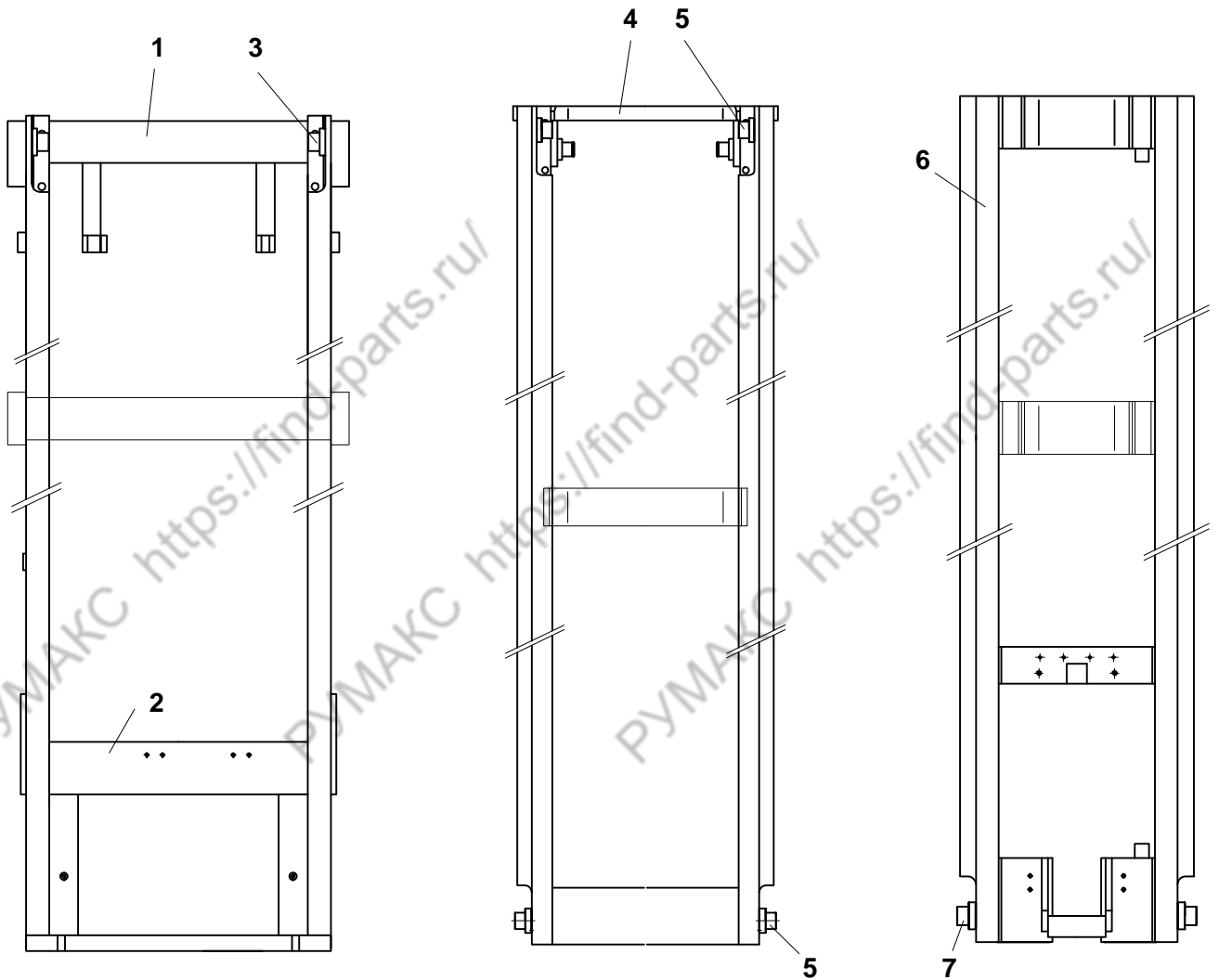


D15/18S2 D20SC2

FIG.13.10

MAST ASS'Y - FF

NOTE	ITEM NO.	PART NUMBER	QTY	DESCRIPTION	CHANGE CODE	START SERIAL NO.				
						EM0FL	EM0FM	-	-	-
	1	A276086	1	OUTER MAST AS-MFH 2700MM						
		A276087	1	OUTER MAST AS-MFH 3000MM						
		A276088	1	OUTER MAST AS-MFH 3300MM						
Z	2		1	SUPPORT AS-LOWER						
Z	3		2	SHAFT						
	4	D583611	1	INNER MAST AS-MFH 2700MM						
		D583612	1	INNER MAST AS-MFH 3000MM						
		D583613	1	INNER MAST AS-MFH 3300MM						
Z	5		2	SHAFT						



D15/18S2 D20SC2

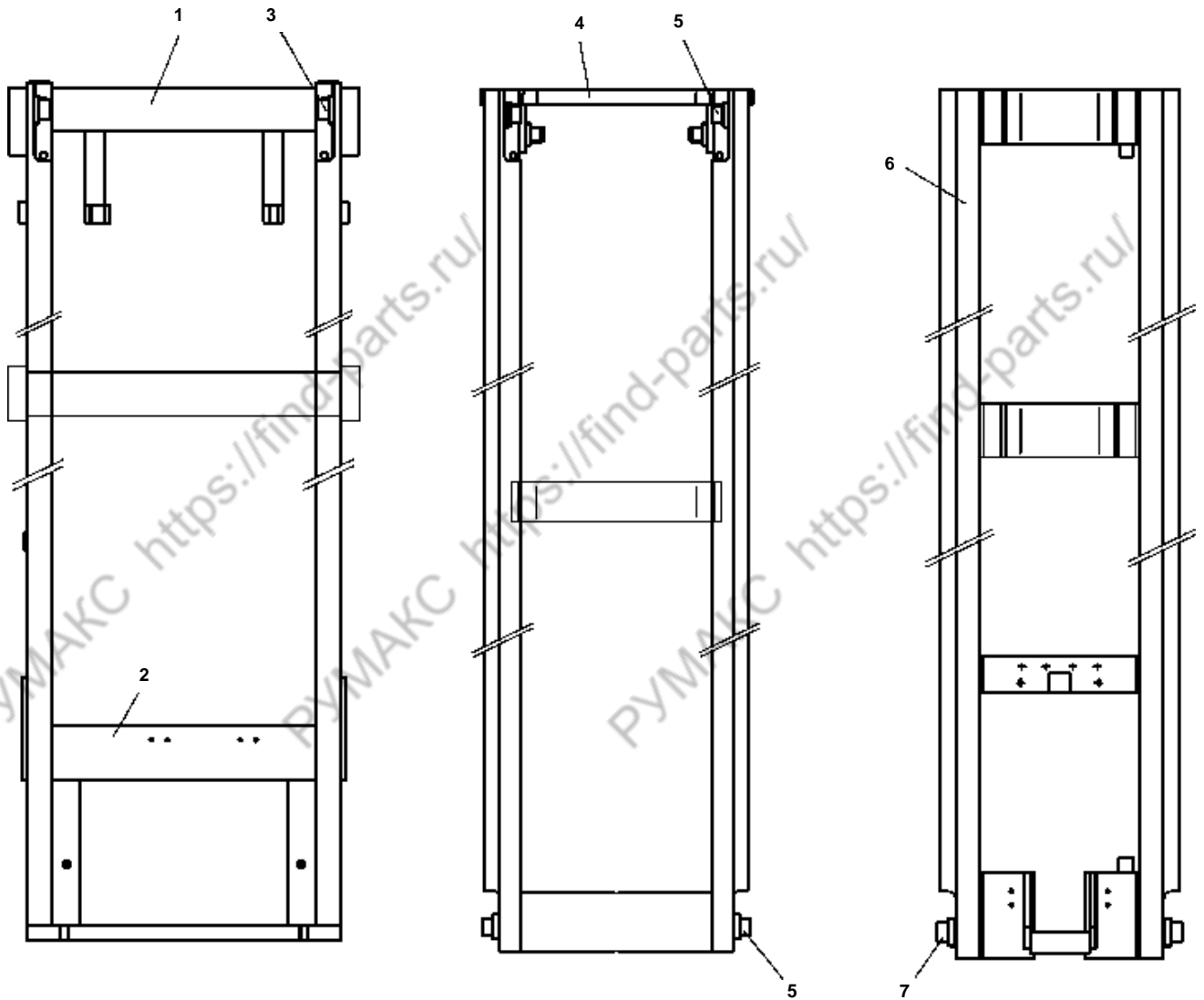
FIG.13.11

MAST ASS'Y - FFT

NOTE	ITEM NO.	PART NUMBER	QTY	DESCRIPTION	CHANGE CODE	START SERIAL NO.				
						EM0FL	EM0FM	-	-	-
Z	1	A276089	1	OUTER MAST AS-MFH 4000MM						
		A276090	1	OUTER MAST AS-MFH 4500MM						
		A276151	1	OUTER MAST AS-MFH 4750MM						
		A276092	1	OUTER MAST AS-MFH 5000MM						
		A276093	1	OUTER MAST AS-MFH 5500MM						
		A276094	1	OUTER MAST AS-MFH 6000MM						
Z	2		1	SUPPORT AS-LOWER						
Z	3		2	SHAFT						
Z	4	D583636	1	INTER MAST AS-MFH 4000MM						
		D583637	1	INTER MAST AS-MFH 4500MM						
		D583802	1	INTER MAST AS-MFH 4750MM						
		D583639	1	INTER MAST AS-MFH 5000MM						
		D583640	1	INTER MAST AS-MFH 5500MM						
		D583641	1	INTER MAST AS-MFH 6000MM						
Z	5		4	SHAFT						
	6	D583614	1	INNER MAST AS-MFH 4000MM						
Z		D583615	1	INNER MAST AS-MFH 4500MM						
		D583801	1	INNER MAST AS-MFH 4750MM						
		D583617	1	INNER MAST AS-MFH 5000MM						
		D583618	1	INNER MAST AS-MFH 5500MM						
		D583619	1	INNER MAST AS-MFH 6000MM						
Z	7		2	SHAFT						

EM0FL-0001~0574
EM0FM-0001~0269

D15/18S2 D20SC2(SB1058/TIREII) PARTS BOOK(FL/FM)
13111



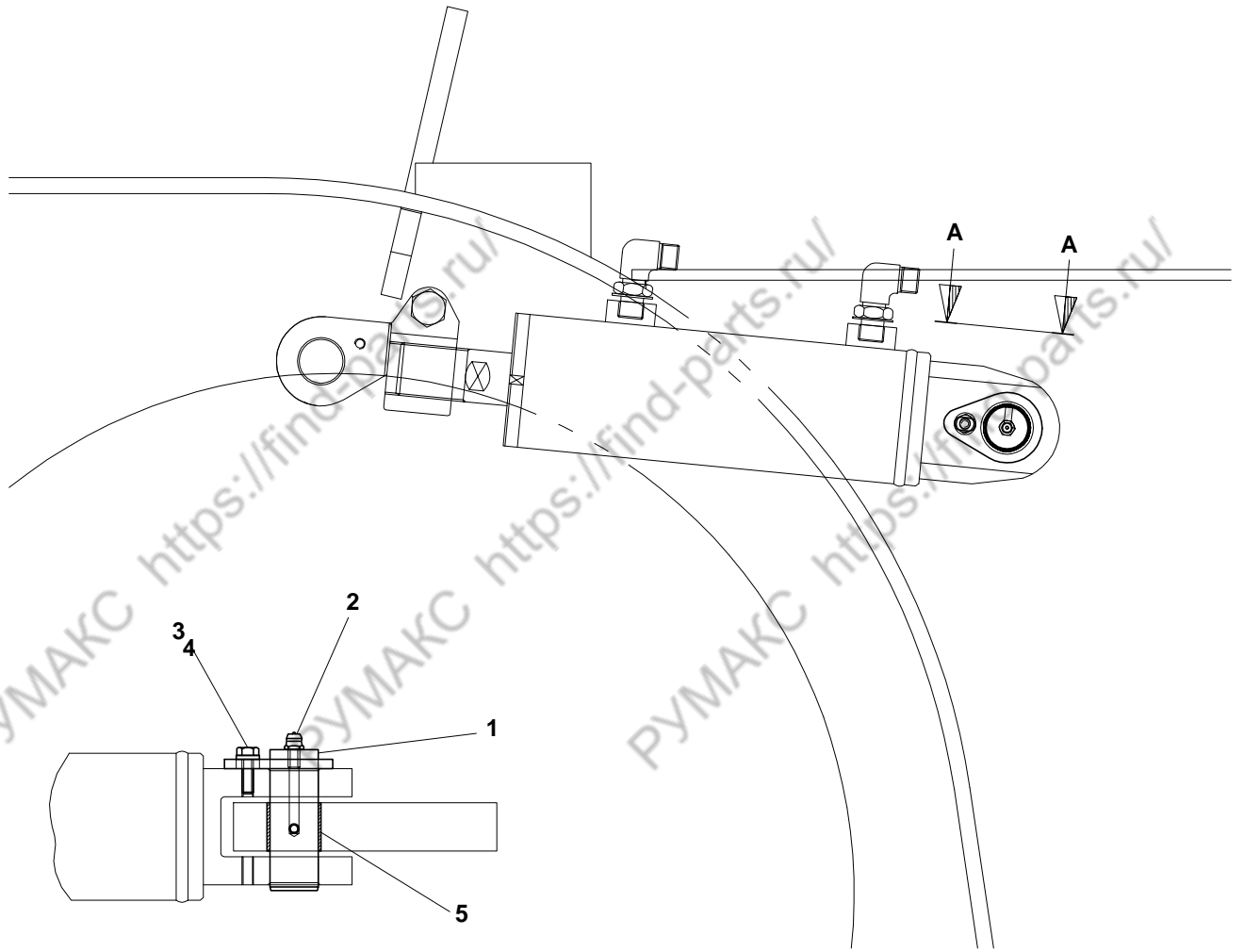
D15/18S2 D20SC2

FIG.13.111

MAST ASS'Y-FFT

NOTE	ITEM NO.	PART NUMBER	QTY	DESCRIPTION	CHANGE CODE	START SERIAL NO.				
						EM0FL	EM0FM	-	-	-
Z	1	A276089	1	OUTER MAST AS-MFH 4000MM						
		A276090	1	OUTER MAST AS-MFH 4500MM						
		A276151	1	OUTER MAST AS-MFH 4750MM						
		A276092	1	OUTER MAST AS-MFH 5000MM						
		A276093	1	OUTER MAST AS-MFH 5500MM						
		A276094	1	OUTER MAST AS-MFH 6000MM						
Z	2		1	SUPPORT AS-LOWER						
Z	3		2	SHAFT						
	4	D583636	1	INTER MAST AS-MFH 4000MM						
		D583637	1	INTER MAST AS-MFH 4500MM						
		D583802	1	INTER MAST AS-MFH 4750MM						
		D583639	1	INTER MAST AS-MFH 5000MM						
		D583640	1	INTER MAST AS-MFH 5500MM						
		D583641	1	INTER MAST AS-MFH 6000MM						
Z	5		4	SHAFT						
	6	D583614	1	INNER MAST AS-MFH 4000MM						
		D583615	1	INNER MAST AS-MFH 4500MM						
		D583801	1	INNER MAST AS-MFH 4750MM						
		D583617	1	INNER MAST AS-MFH 5000MM						
		D583618	1	INNER MAST AS-MFH 5500MM						
		D583619	1	INNER MAST AS-MFH 6000MM						
	7		2	SHAFT						

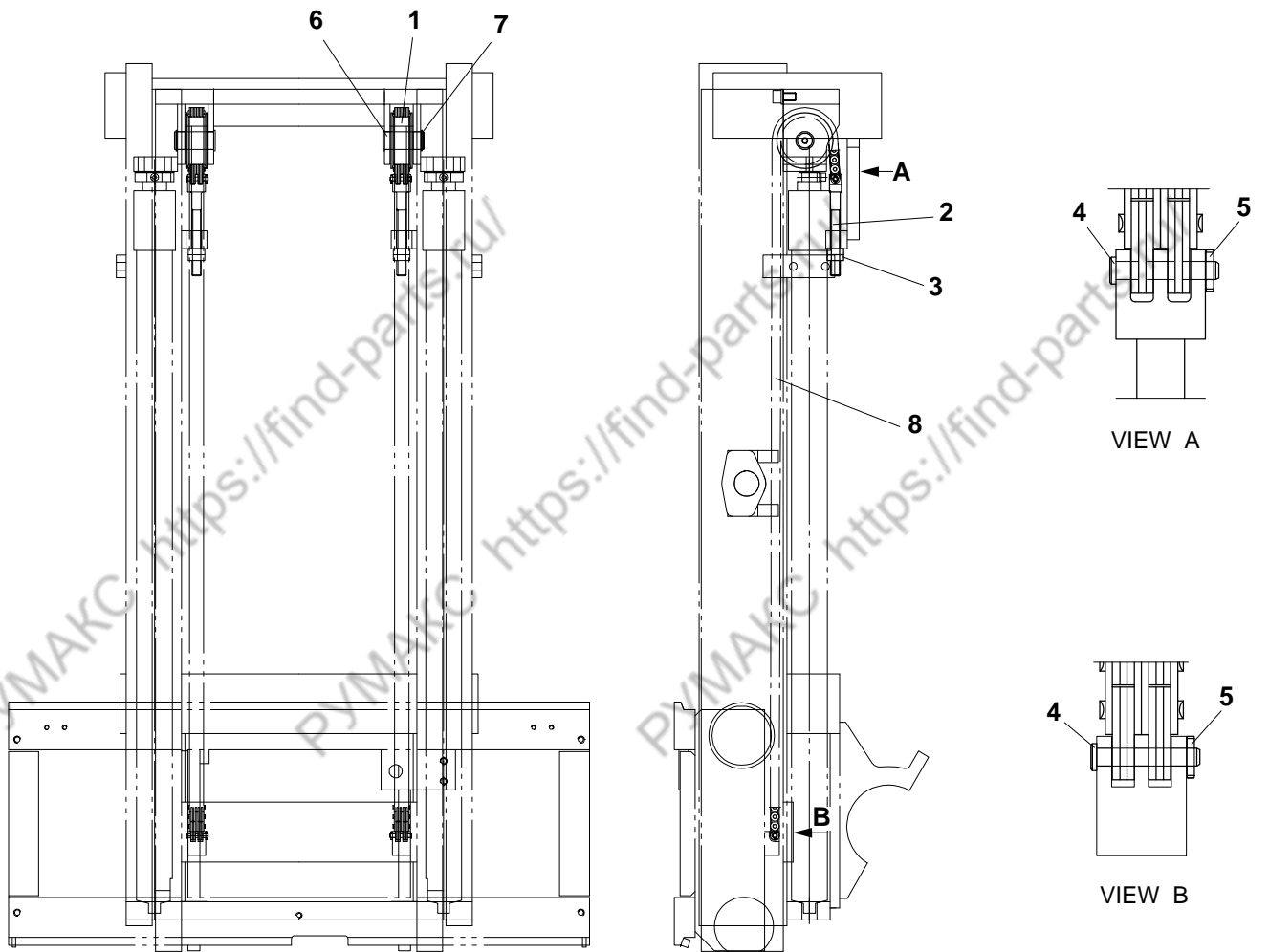
EM0FL-0575~UP
EM0FM-0270~UP



VIEW A - A

D15/18S2 D20SC2**FIG.13.12****A271066 MOUNTING GROUP - TILT, STD, FF, FFT**

NOTE	ITEM NO.	PART NUMBER	QTY	DESCRIPTION	CHANGE CODE	START SERIAL NO.				
						EM0FL	EM0FM	-	-	-
	1	A156295	2	PIN AS						
	2	S6710017	2	NIPPLE-GREASE						
	3	S0504863	2	BOLT						
	4	D917170	2	WASHER-HARD						
	5	D580028	2	BUSHING						

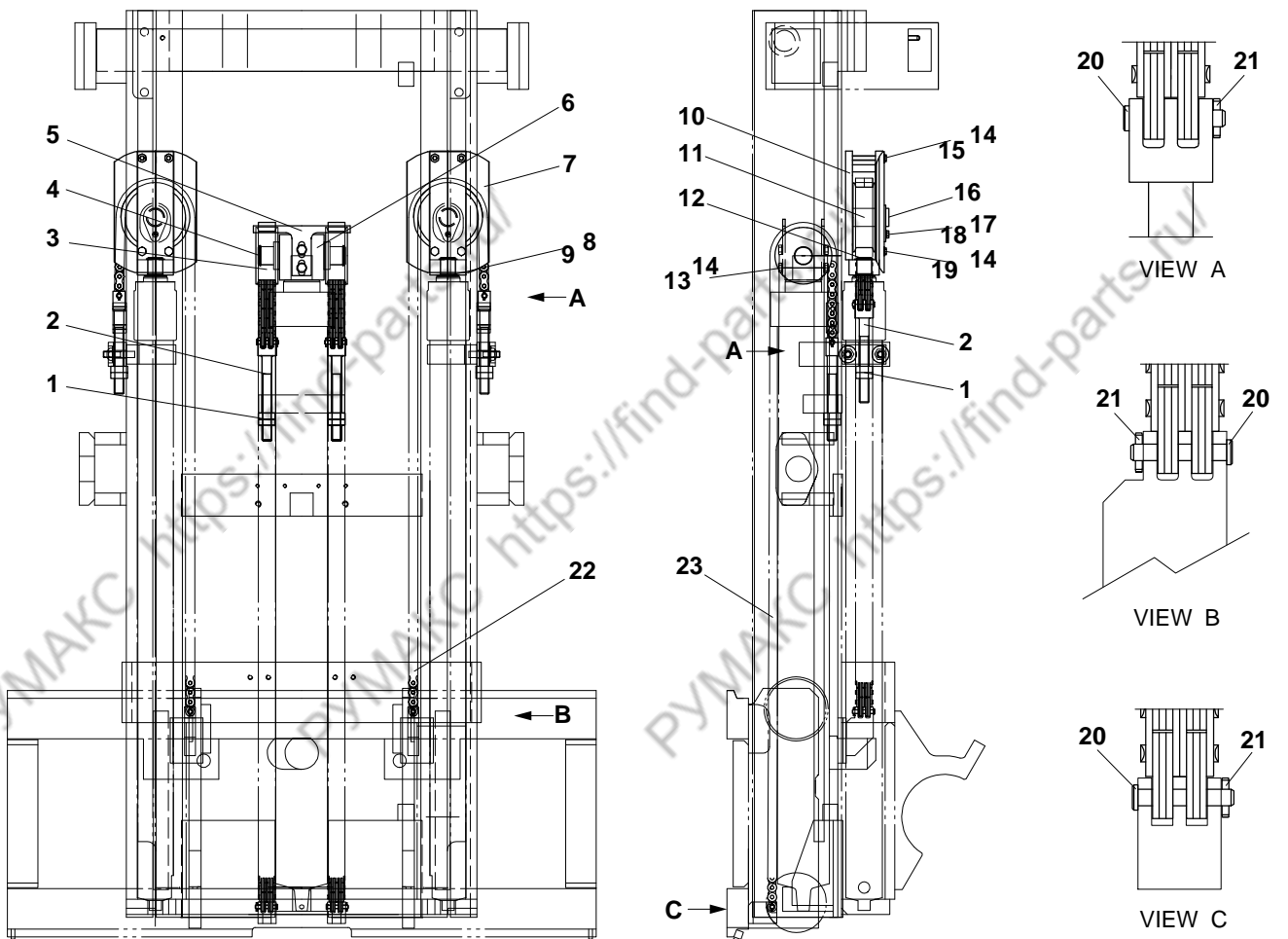


D15/18S2 D20SC2

FIG.13.13

D583413 RELAY GP - LIFT(STD)

NOTE	ITEM NO.	PART NUMBER	QTY	DESCRIPTION	CHANGE CODE	START SERIAL NO.				
						EM0FL	EM0FM	-	-	-
	1	D580010	2	BEARING						
	2	D580019	2	BOLT-CHAIN						
	3	S4034933	4	NUT						
	4	D580090	4	PIN						
	5	S5740410	4	PIN SPRING						
	6	D583392	2	PIN						
	7	S6500300	2	RING-RETAINING						
K	8	D580012	115	CHAIN-LKS-MFH 3000MM						
K			123	CHAIN-LKS-MFH 3300MM						
K			131	CHAIN-LKS-MFH 3500MM						
K			137	CHAIN-LKS-MFH 3700MM						
K			149	CHAIN-LKS-MFH 4000MM						
K			165	CHAIN-LKS-MFH 4500MM						

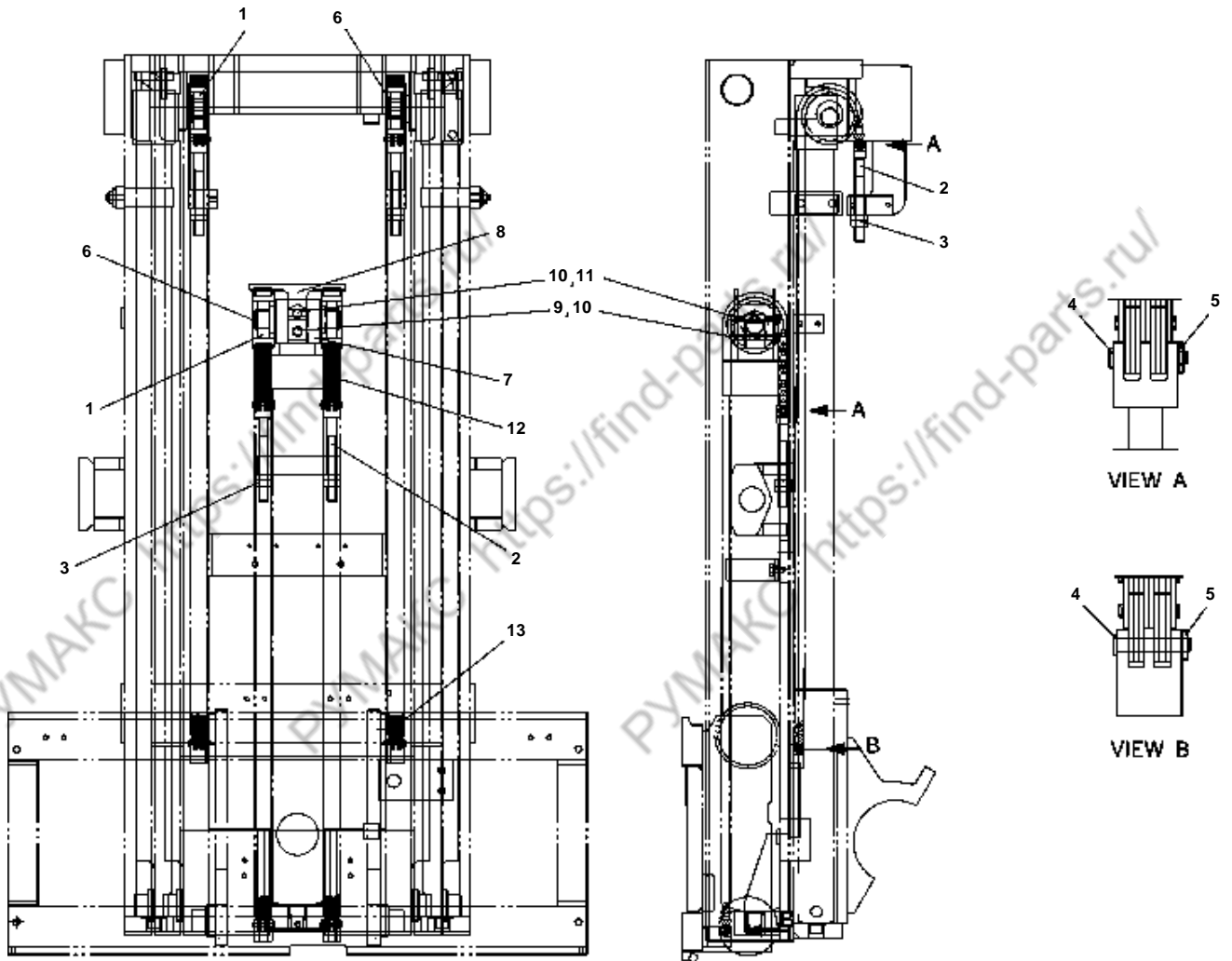


D15/18S2 D20SC2

FIG.13.14

D583414 RELAY GP - LIFT(FFL)

NOTE	ITEM NO.	PART NUMBER	QTY	DESCRIPTION	CHANGE CODE	START SERIAL NO.				
						EMOFL	EMOFM	-	-	-
	1	S4034933	8	NUT						
	2	D580019	4	BOLT-CHAIN						
	3	D580010	2	BEARING						
	4	S6500300	2	RING-RETAINING						
	5	D583522	2	GUARD						
	6	D583477	1	CROSS HEAD AS						
	7	D584020	2	SHIELD						
	8	D580947	6	SHIM						
	9	D580948	4	SHIM						
	10	D583937	2	CROSS HEAD AS						
	11	D580030	2	BEARING						
	12	S6500250	2	RING-RETAINING						
	13	S0555963	4	BOLT						
	14	D917092	12	WASHER						
	15	S0556663	4	BOLT						
	16	D580411	2	PIN AS						
	17	S0504763	2	BOLT						
	18	S5102303	2	WASHER						
	19	S0508463	4	BOLT						
	20	D580090	8	PIN						
	21	S5740410	8	PIN-SPRING						
K	22	D580012	67	CHAIN-LKS(MAST)-MFH 2700MM						
K			73	CHAIN-LKS(MAST)-MFH 3000MM						
K			77	CHAIN-LKS(MAST)-MFH 3300MM						
K	23	D580012	83	CHAIN-LKS(CARR)-MFH 2700MM						
K			87	CHAIN-LKS(CARR)-MFH 3000MM						
K			93	CHAIN-LKS(CARR)-MFH 3300MM						



D15/18S2 D20SC2

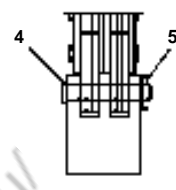
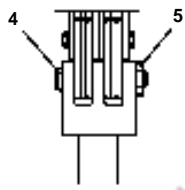
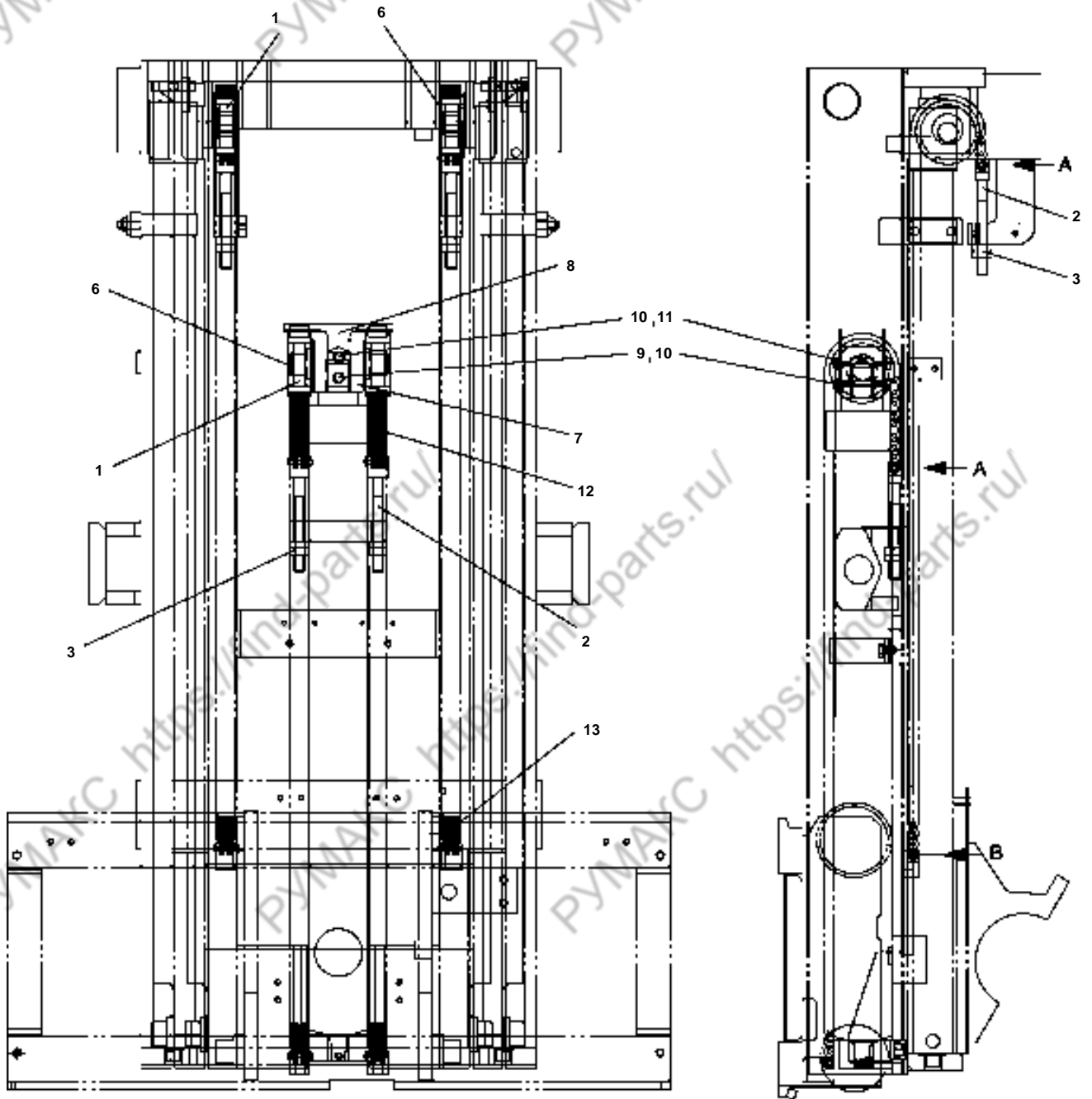
FIG.13.15

D583415 RELAY GP - LIFT(FFT)

NOTE	ITEM NO.	PART NUMBER	QTY	DESCRIPTION	CHANGE CODE	START SERIAL NO.			
						EM0FL	EM0FM	-	-
	1	D580010	4	BEARING					
	2	D580019	4	BOLT-CHAIN					
	3	S4034933	8	NUT					
	4	D580090	8	PIN					
	5	S5740410	8	PIN-SPRING					
	6	S6500300	4	RING-RETAINING					
	7	D583808	1	CROSS HEAD AS					
	8	D583522	2	GUARD					
	9	S0555963	2	BOLT					
	10	D917092	4	WASHER					
	11	S0508463	2	BOLT					
K	12	D580012	99	CHAIN-LKS-MFH 4000MM					
K			111	CHAIN-LKS-MFH 4500MM					
K			115	CHAIN-LKS-MFH 4750MM					
K			123	CHAIN-LKS-MFH 5000MM					
K			137	CHAIN-LKS-MFH 5500MM					
K			149	CHAIN-LKS-MFH 6000MM					
K	13	D580012	83	CHAIN-LKS-MFH 4000MM					
K			89	CHAIN-LKS-MFH 4500MM					
K			91	CHAIN-LKS-MFH 4750MM					
K			95	CHAIN-LKS-MFH 5000MM					
K			101	CHAIN-LKS-MFH 5500MM					
K			107	CHAIN-LKS-MFH 6000MM					

EM0FL-0001~0574
EM0FM-0001~0269

D15/18S2 D20SC2(SB1058/TIREII) PARTS BOOK(FL/FM)



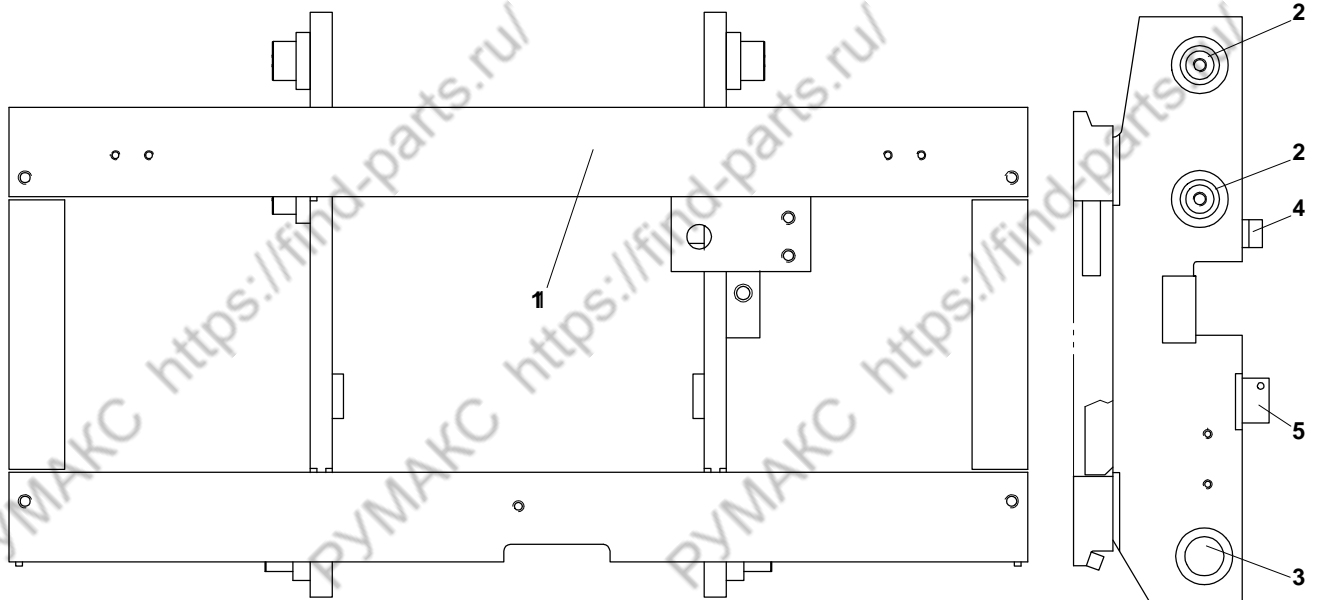
D15/18S2 D20SC2

FIG.13.151

A156560 RELAY GP - LIFT(FFT)

NOTE	ITEM NO.	PART NUMBER	QTY	DESCRIPTION	CHANGE CODE	START SERIAL NO.			
						EM0FL	EM0FM	-	-
	1	D580010	4	BEARING					
	2	D580019	4	BOLT-CHAIN					
	3	S4034933	8	NUT					
	4	D580090	8	PIN					
	5	S5740410	8	PIN-SPRING					
	6	S6500300	4	RING-RETAINING					
	7	A156487	1	CROSS HEAD AS					
	8	A156496	2	GUARD					
	9	S0555963	2	BOLT					
	10	D917092	4	WASHER					
	11	S0508863	2	BOLT					
K	12	D580012	99	CHAIN-LKS-MFH 4000MM					
K			111	CHAIN-LKS-MFH 4500MM					
K			115	CHAIN-LKS-MFH 4750MM					
K			123	CHAIN-LKS-MFH 5000MM					
K			137	CHAIN-LKS-MFH 5500MM					
K			149	CHAIN-LKS-MFH 6000MM					
K	13	D580012	85	CHAIN-LKS-MFH 4000MM					
K			89	CHAIN-LKS-MFH 4500MM					
K			93	CHAIN-LKS-MFH 4750MM					
K			95	CHAIN-LKS-MFH 5000MM					
K			103	CHAIN-LKS-MFH 5500MM					
K			109	CHAIN-LKS-MFH 6000MM					

EM0FL-0575~UP
EM0FM-0270~UP



D15/18S2 D20SC2

FIG.13.17

CARRIAGE AS - STD(2 TON)

NOTE	ITEM NO.	PART NUMBER	QTY	DESCRIPTION	CHANGE CODE	START SERIAL NO.				
						EM0FL	EM0FM	-	-	-
	1	A156393	1	CARRIAGE AS(2TON)						
Z	2		4	PIN						
Z	3		2	PIN						
Z	4		1	STOPPER						
Z	5		2	ANCHOR						

PYMAKC <https://find-parts.ru/>

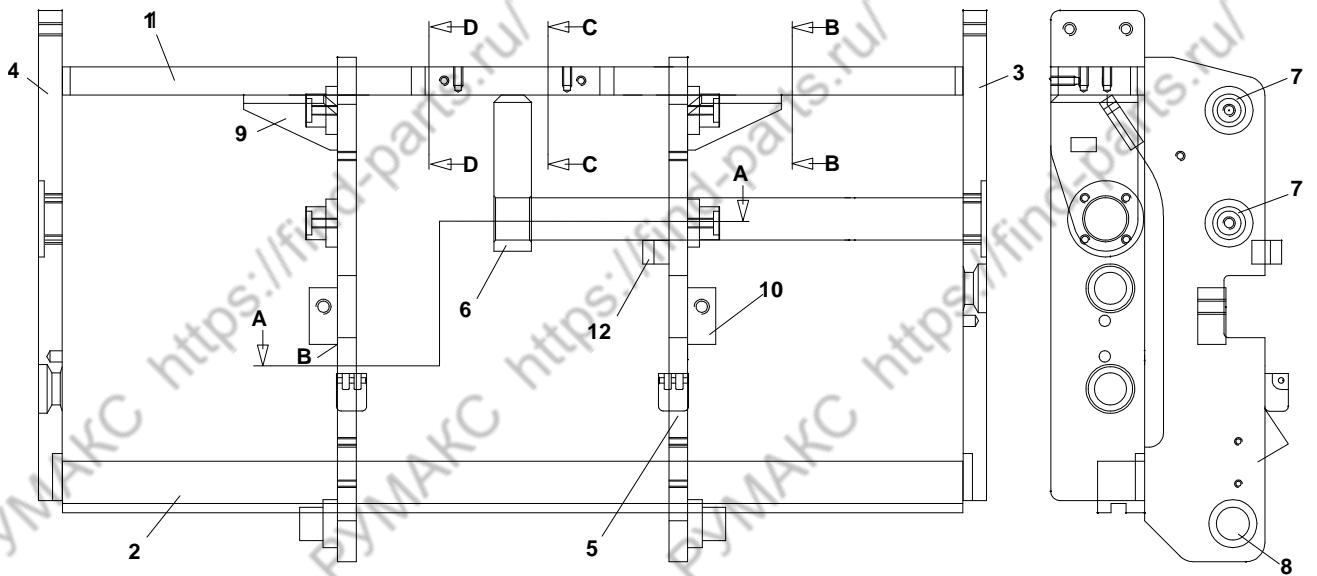
PYMAKC <https://find-parts.ru/>

PYMAKC <https://find-parts.ru/>

<https://find-parts.ru/>

<https://find-parts.ru/>

<https://find-parts.ru/>

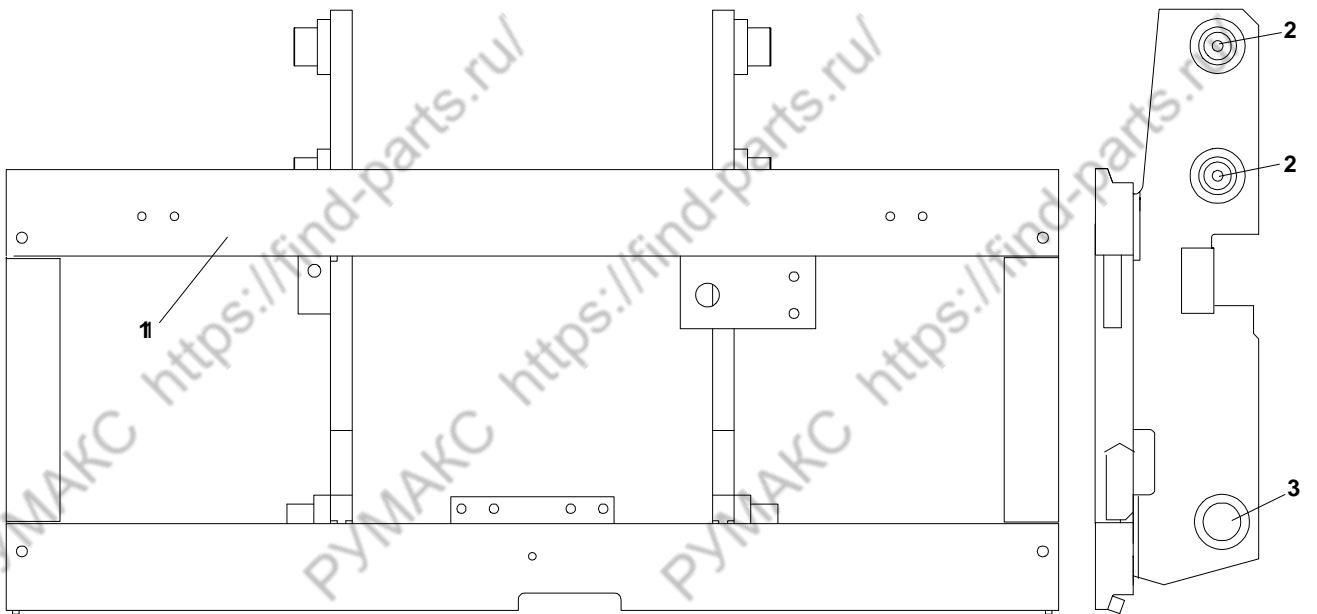


D15/18S2 D20SC2

FIG.13.171

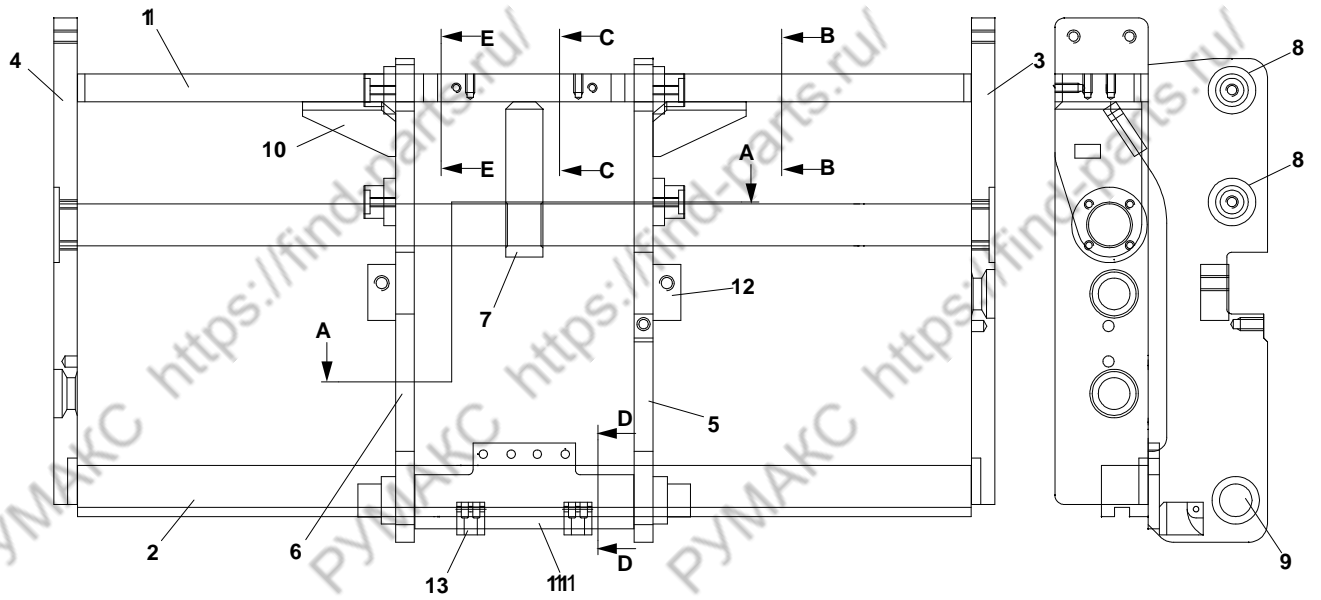
D871213 CARRIAGE AS - INTEGRAL SHIFTING FORK POSITIONER(STD)

NOTE	ITEM NO.	PART NUMBER	QTY	DESCRIPTION	CHANGE CODE	START SERIAL NO.					
						EM0FL	EM0FM	-	-	-	-
Z	1		1	PLATE-UPPER							
Z	2		1	PLATE-LOWER							
Z	3		1	PLATE-LH							
Z	4		1	PLATE-RH							
Z	5		2	PLATE-LINK							
Z	6		1	PLATE-SUPPORT							
Z	7		4	PIN							
Z	8		2	PIN-CARG LOWER							
Z	9		2	GUSSET							
Z	10		2	PLATE-GUSSET							
Z	11		2	ANCHOR							
Z	12		1	STOPPER							



D15/18S2 D20SC2**FIG.13.19****CARRIAGE AS - FF, FFT(2 TON)**

NOTE	ITEM NO.	PART NUMBER	QTY	DESCRIPTION	CHANGE CODE	START SERIAL NO.				
						EM0FL	EM0FM	-	-	-
	1	A156394	1	CARRIAGE AS(FFL)						
		A156395	1	CARRIAGE AS(FFT)						
Z	2		4	PIN						
Z	3		2	PIN						

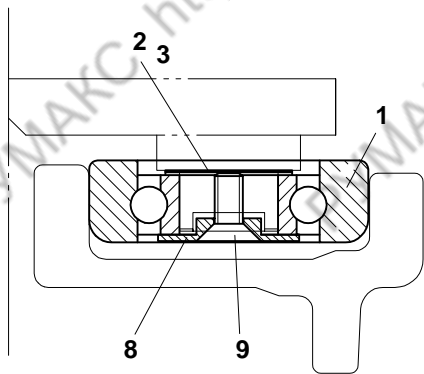
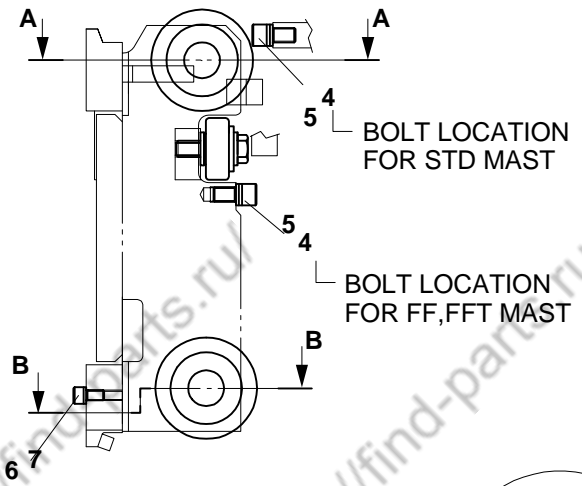
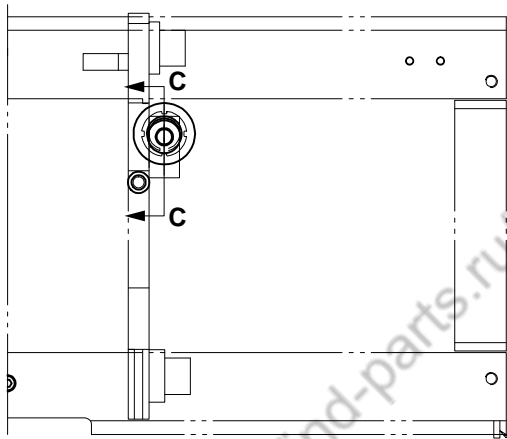


D15/18S2 D20SC2

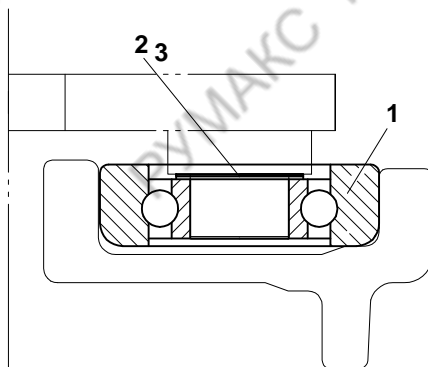
FIG.13.191

D871646 CARRIAGE AS - INTEGRAL SHIFTING FORK POSITIONER(FFT)

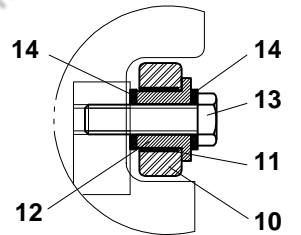
NOTE	ITEM NO.	PART NUMBER	QTY	DESCRIPTION	CHANGE CODE	START SERIAL NO.					
						EM0FL	EM0FM	-	-	-	-
Z	1		1	PLATE-UPPER							
Z	2		1	PLATE-LOWER							
Z	3		1	PLATE-LH							
Z	4		1	PLATE-RH							
Z	5		1	PLATE-LH							
Z	6		1	PLATE-RH							
Z	7		1	PLATE-SUPPORT							
Z	8		4	PIN							
Z	9		2	PIN-CARG LOWER							
Z	10		2	GUSSET							
Z	11		1	PLATE							
Z	12		2	PLATE-GUSSET							
Z	13		2	ANCHOR-CHAIN							



SECTION A - A



SECTION B - B



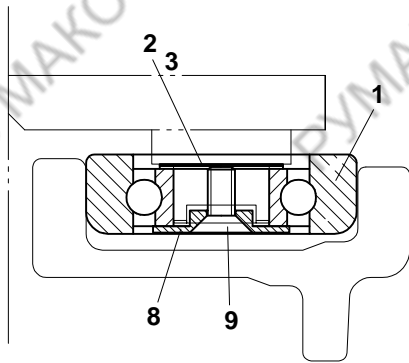
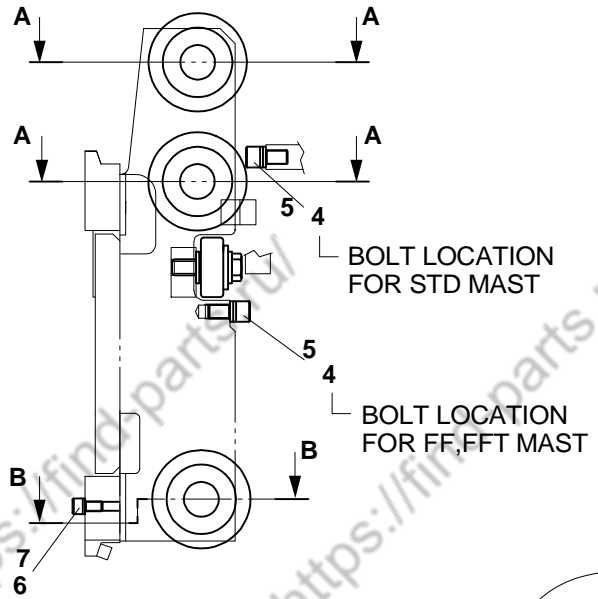
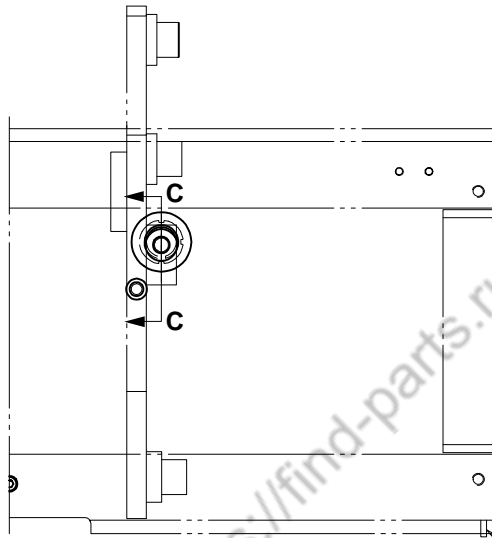
SECTION C - C

D15/18S2 D20SC2

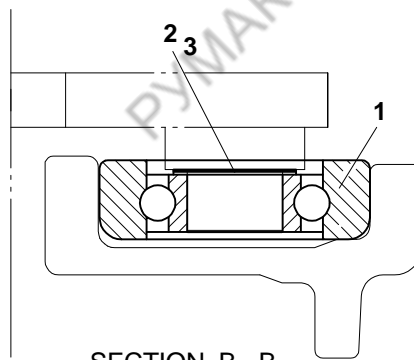
FIG.13.20

A276117 MTG GROUP - CRG(1.5 - 1.8 TON)

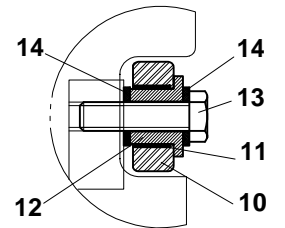
NOTE	ITEM NO.	PART NUMBER	QTY	DESCRIPTION	CHANGE CODE	START SERIAL NO.				
						EMOFL	EMOFM	-	-	-
H	1	D580006	4	BEARING(0.5 UNDER SIZE)						
H		D580007	4	BEARING(STD SIZE)						
H		D580008	4	BEARING(0.5 OVER SIZE)						
B	2	D580001	12	SHIM						
B	3	D580002	16	SHIM						
	4	S2218063	1	BOLT						
	5	S5010813	3	WASHER						
	6	S2211863	1	BOLT						
	7	S5110603	1	WASHER						
	8	D700083	2	RETAINER						
	9	D915017	2	SCREW						
	10	A276119	2	ROLLER						
	11	A276120	2	BUSHING						
	12	A276121	2	PIN-ADJUST						
	13	S0521861	2	BOLT						
	14	D917097	4	WASHER						



SECTION A - A



SECTION B - B



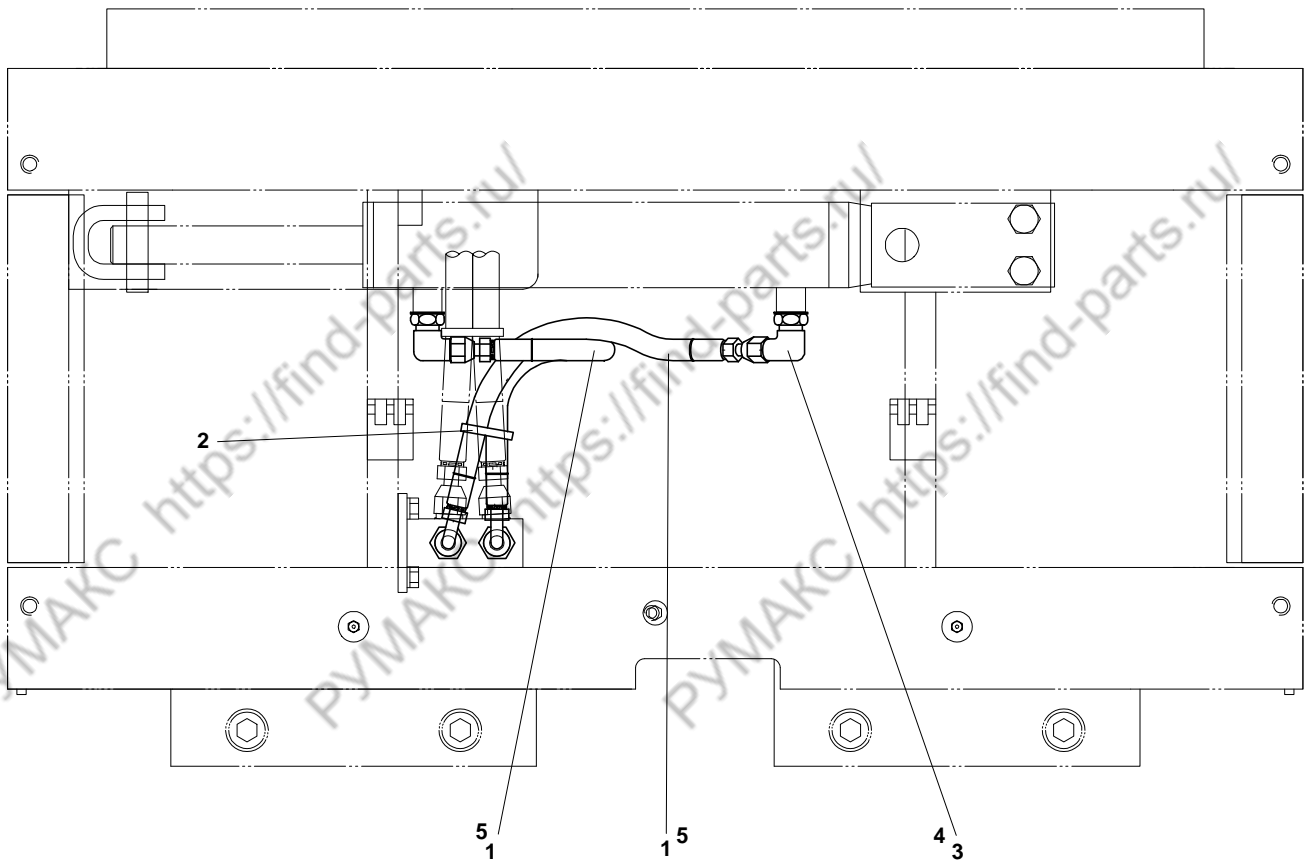
SECTION C - C

D15/18S2 D20SC2

FIG.13.21

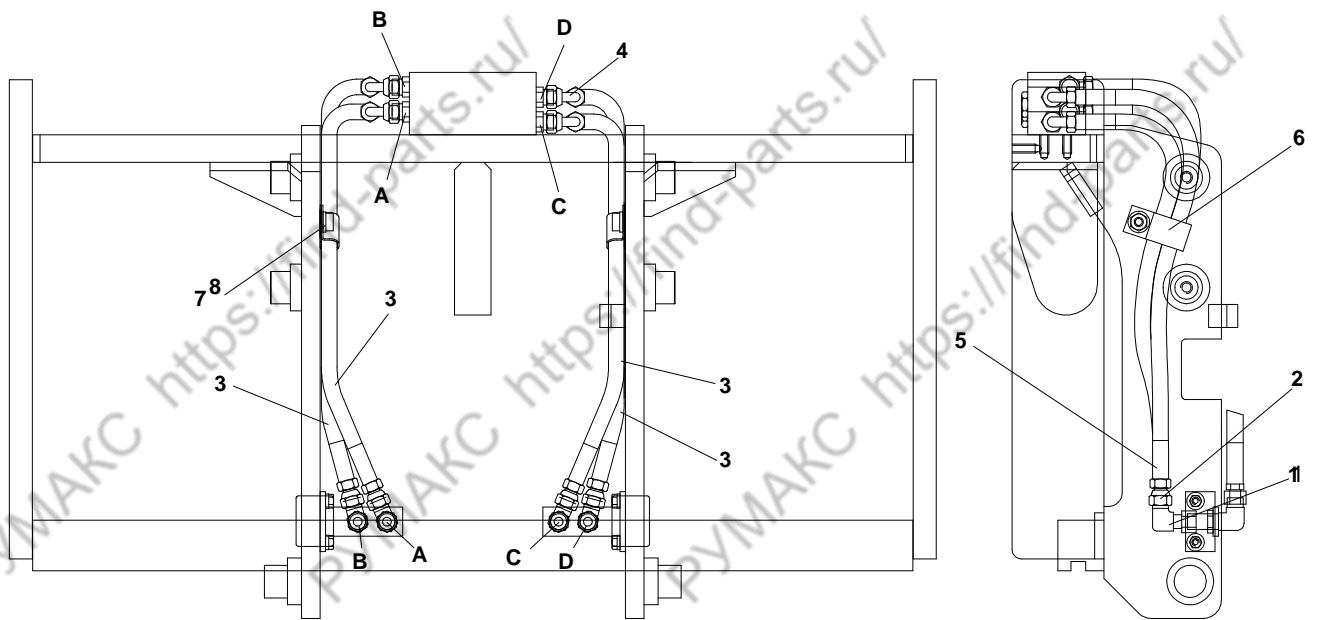
A276118 MTG GROUP - CRG(2 TON) STD, FFL, FFT

NOTE	ITEM NO.	PART NUMBER	QTY	DESCRIPTION	CHANGE CODE	START SERIAL NO.				
						EMOFL	EMOFM	-	-	-
H	1	D580006	6	BEARING(0.5 UNDER SIZE)						
H		D580007	6	BEARING(STD SIZE)						
H		D580008	6	BEARING(0.5 OVER SIZE)						
B	2	D580001	18	SHIM						
B	3	D580002	24	SHIM						
	4	S2218063	1	BOLT						
	5	S5010813	3	WASHER						
	6	S2211863	1	BOLT						
	7	S5110603	1	WASHER						
	8	D700083	2	RETAINER						
	9	D915017	2	SCREW						
	10	A276119	2	ROLLER						
	11	A276120	2	BUSHING						
	12	A276121	2	PIN-ADJUST						
	13	S0521861	2	BOLT						
	14	D917097	4	WASHER						



D15/18S2 D20SC2**FIG.13.22****D584018 LINES GP - SIDE SHIFTER(STD)**

NOTE	ITEM NO.	PART NUMBER	QTY	DESCRIPTION	CHANGE CODE	START SERIAL NO.				
						EM0FL	EM0FM	-	-	-
	1	A216458	2	HOSE AS						
	2	D580786	1	STRAP						
	3	D902004	2	ELBOW						
	4	S8040061	2	SEAL-O-RING						
	5	S8030041	2	SEAL-O-RING						

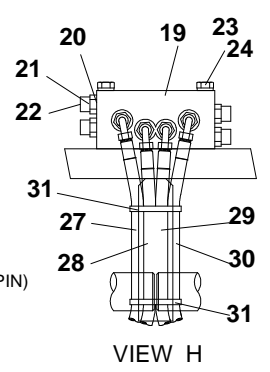
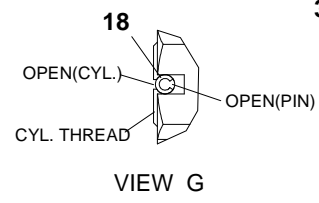
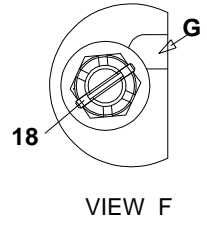
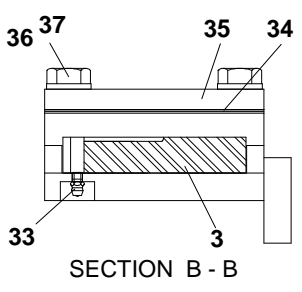
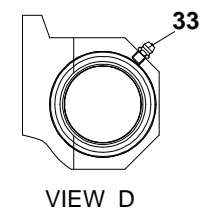
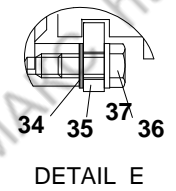
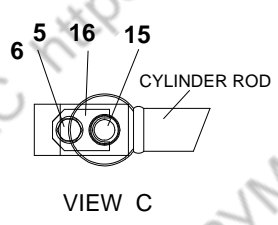
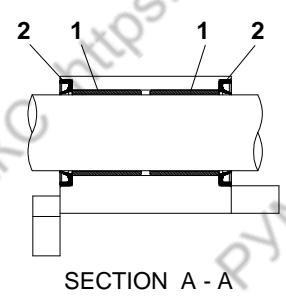
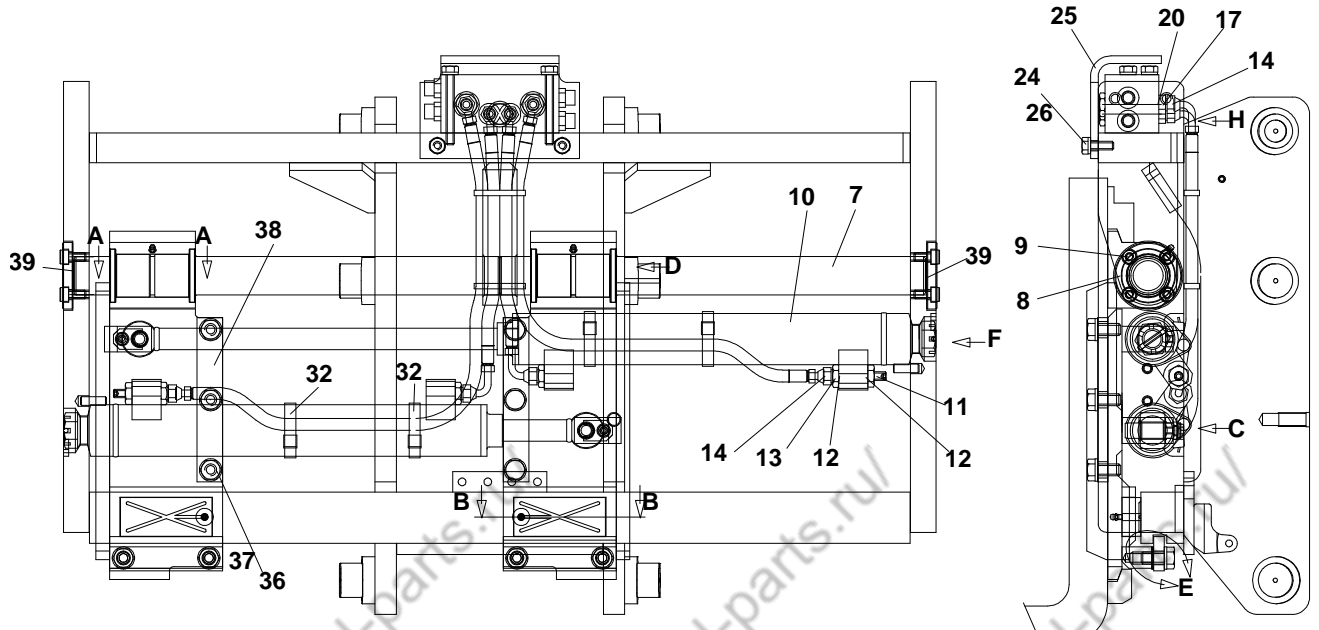


D15/18S2 D20SC2

FIG.13.221 D871216 LINES GP - CARRIAGE-INTEGRAL SHIFTING FORK POSITIONER (STD)

NOTE	ITEM NO.	PART NUMBER	QTY	DESCRIPTION	CHANGE CODE	START SERIAL NO.				
						EMOFL	EMOFM	-	-	-
	1	D580113	4	ELBOW						
	2	S8030061	4	O-RING						
	3	D909119	206	HOSE-BULK						
	4	D909126	4	COUPLING						
	5	D909124	4	COUPLING						
	6	D580399	2	CLIP						
	7	S0512263	2	BOLT						
	8	D917093	2	WASHER-HARD						

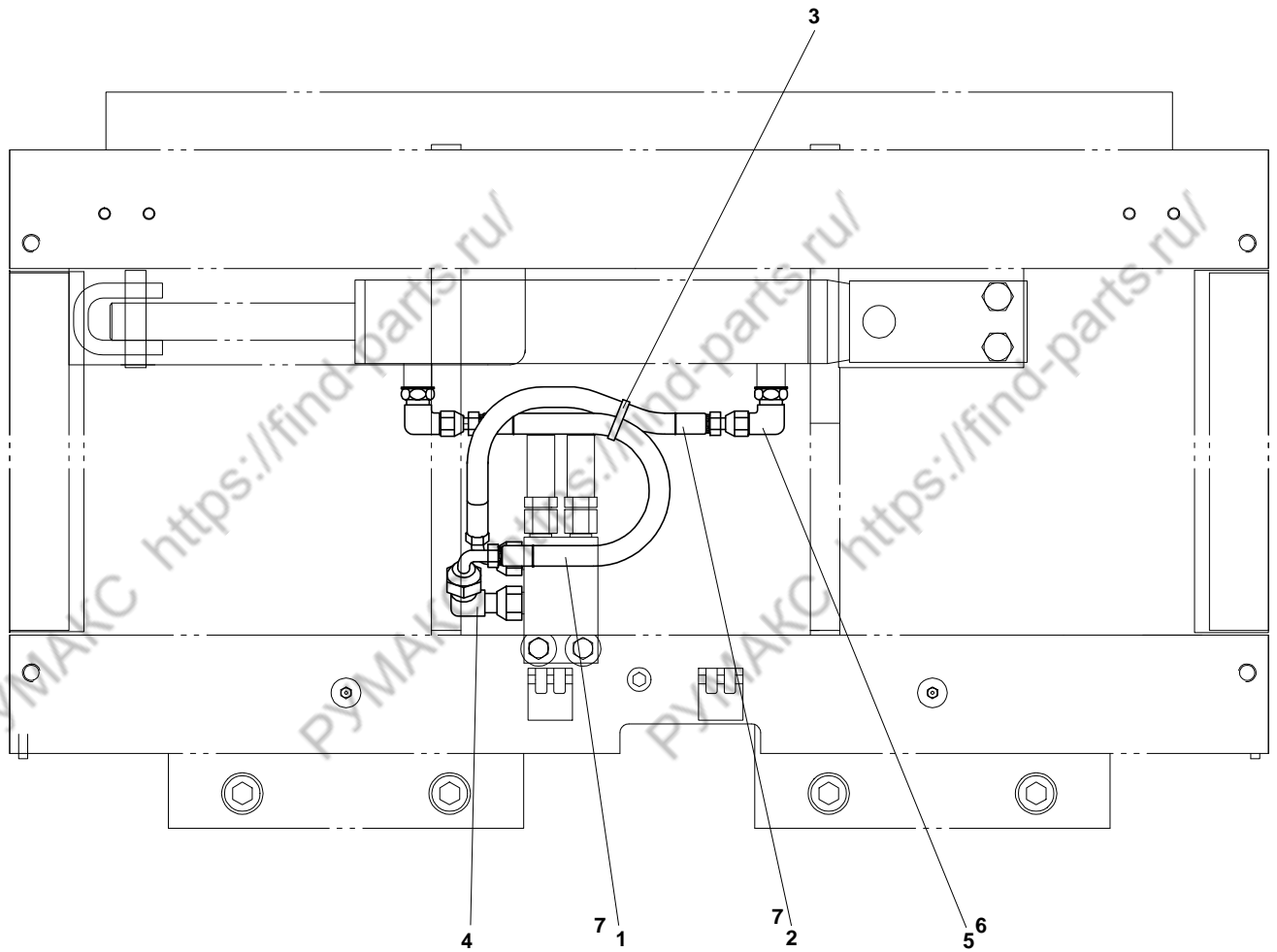
D15/18S2 D20SC2(SB1058/TIREII) PARTS BOOK(FL/FM)



D15/18S2 D20SC2

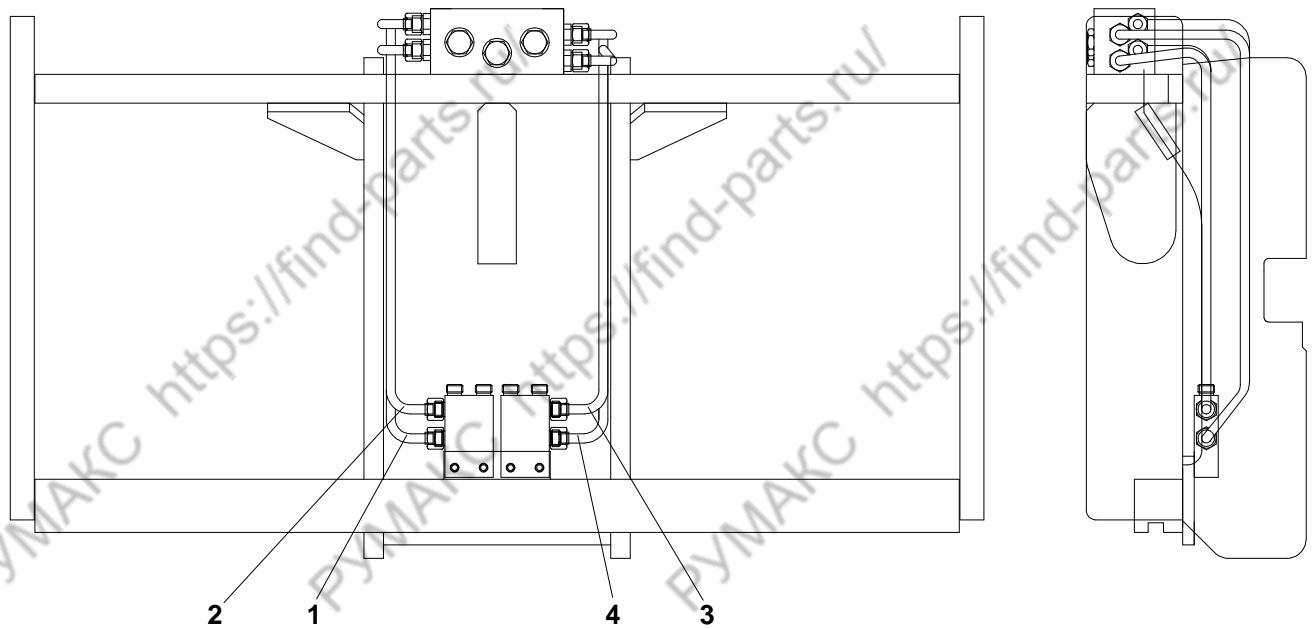
FIG.13.222 D871056 MOUNTING GROUP - INTEGRAL SHIFTING FORK POSITIONER(STD)

NOTE	ITEM NO.	PART NUMBER	QTY	DESCRIPTION	CHANGE CODE	START SERIAL NO.				
						EMOFL	EMOFM	-	-	-
Y	1	D582615	4	BEARING						
	2	D582614	4	SEAL						
	3	D870870	2	PAD						
	5	S0508563	2	BOLT						
	6	D917168	2	WASHER-HARD						
	7	D870866	2	SHAFT						
	8	D870869	2	COVER						
	9	S2211863	8	BOLT-HEX SOCKET						
	10	D870775	2	CYLINDER ASS'Y						
	11	D870772	2	RESTRICTER ASS'Y						
	12	S8040081	6	O-RING						
	13	D905016	4	CONNECTOR						
	14	S8030041	8	O-RING						
	15	D870873	2	PIN						
	16	D870888	2	PLATE						
	17	D905014	4	CONNECTOR						
	18	S5740830	2	PIN						
	19	D870936	1	CHECK VALVE GP						
	20	S8040061	8	O-RING						
	21	D905037	4	CONNECTOR						
	22	S8030061	4	O-RING						
	23	S0513363	2	BOLT-HEX						
	24	D917093	4	WASHER-HARD						
	25	D870965	1	COVER						
	26	S0512263	2	BOLT						
	27	DS2013430	1	HOSE AS						
	28	DS2023140	1	HOSE AS						
	29	DS2023141	1	HOSE AS						
	30	DS2013431	1	HOSE AS						
	31	D580786	2	STRAP						
	32	D320087	4	STRAP						
	33	S6710021	4	FITTING						
	34	D870872	6	SHIM						
	35	D870871	2	PLATE						
	36	S0518263	10	BOLT						
	37	D917270	10	WASHER-HARD						
	38	D870874	2	PLATE						
	39	D700913	6	SHIM						



D15/18S2 D20SC2**FIG.13.23****D584019 LINES GP - SIDE SHIFTER(FF, FFT)**

NOTE	ITEM NO.	PART NUMBER	QTY	DESCRIPTION	CHANGE CODE	START SERIAL NO.				
						EM0FL	EM0FM	-	-	-
	1	A216458	1	HOSE AS						
	2	D584017	1	HOSE AS						
	3	D580786	1	STRAP						
	4	D580113	1	ELBOW						
	5	D902004	2	ELBOW						
	6	S8040061	2	SEAL-O-RING						
	7	S8030041	3	SEAL-O-RING						



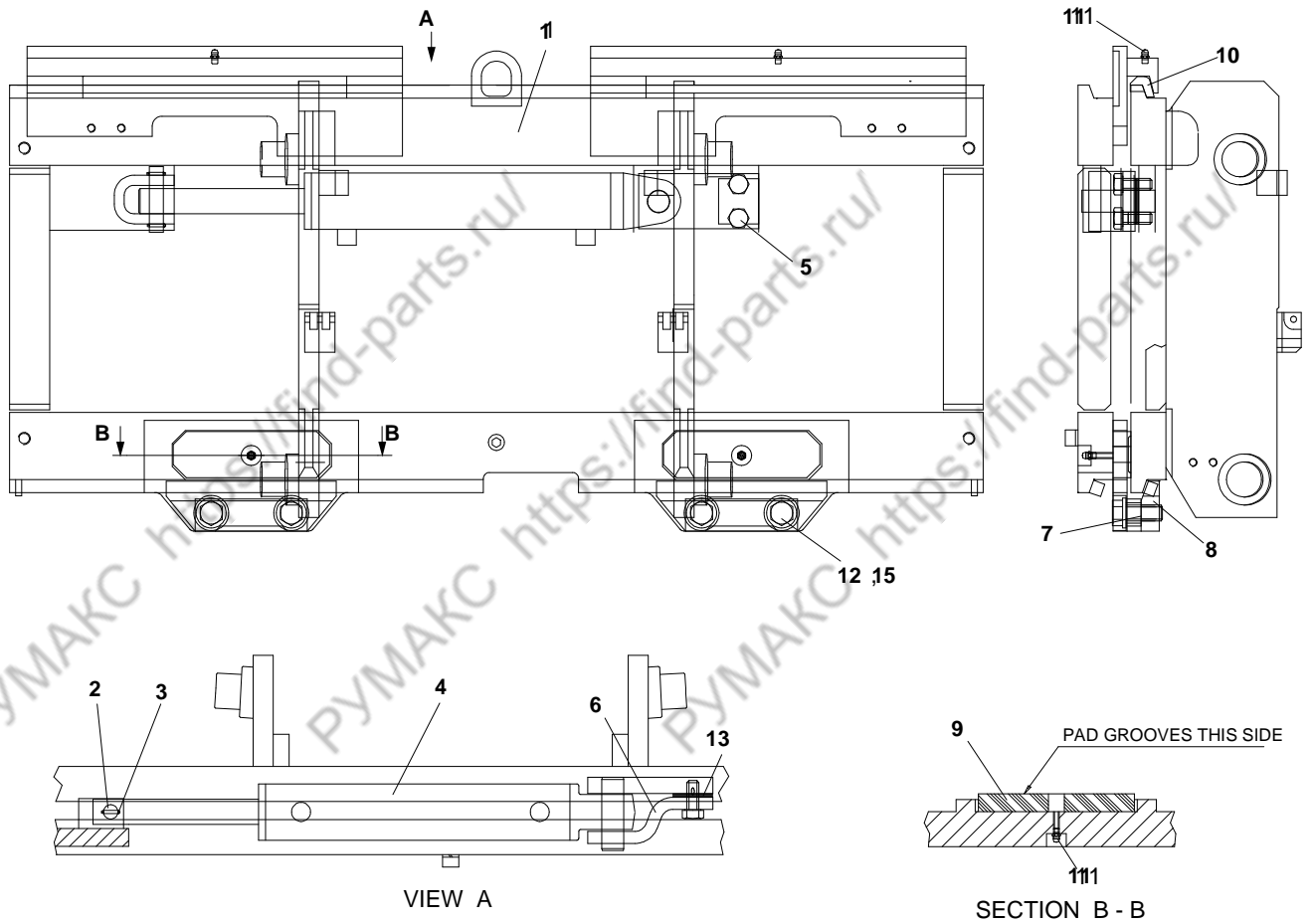
D15/18S2 D20SC2

FIG.13.231

D871641 LINES GROUP - INTEGRAL SHIFTING FORK POSITIONER(FFT)

NOTE	ITEM NO.	PART NUMBER	QTY	DESCRIPTION	CHANGE CODE	START SERIAL NO.					
						EMOFL	EMOFM	-	-	-	-
C	1	D871183	1	TUBE AS-RH	R	0001~0574	0001~0269				
		D871642	1	TUBE AS-RH		0575~	0270~				
C	2	D871184	1	TUBE AS-RH	R	0001~0574	0001~0269				
		D871643	1	TUBE AS-RH		0575~	0270~				
C	3	D871185	1	TUBE AS-LH	R	0001~0574	0001~0269				
		D871644	1	TUBE AS-LH		0575~	0270~				
C	4	D871186	1	TUBE AS-LH	R	0001~0574	0001~0269				
		D871645	1	TUBE AS-LH		0575~	0270~				

OLD LINES GP0-INTERAL SHIFTING FORK POSITIONER(FFT) D871187:
 EMOFL-0001~0574
 EMOFM-0001~0269

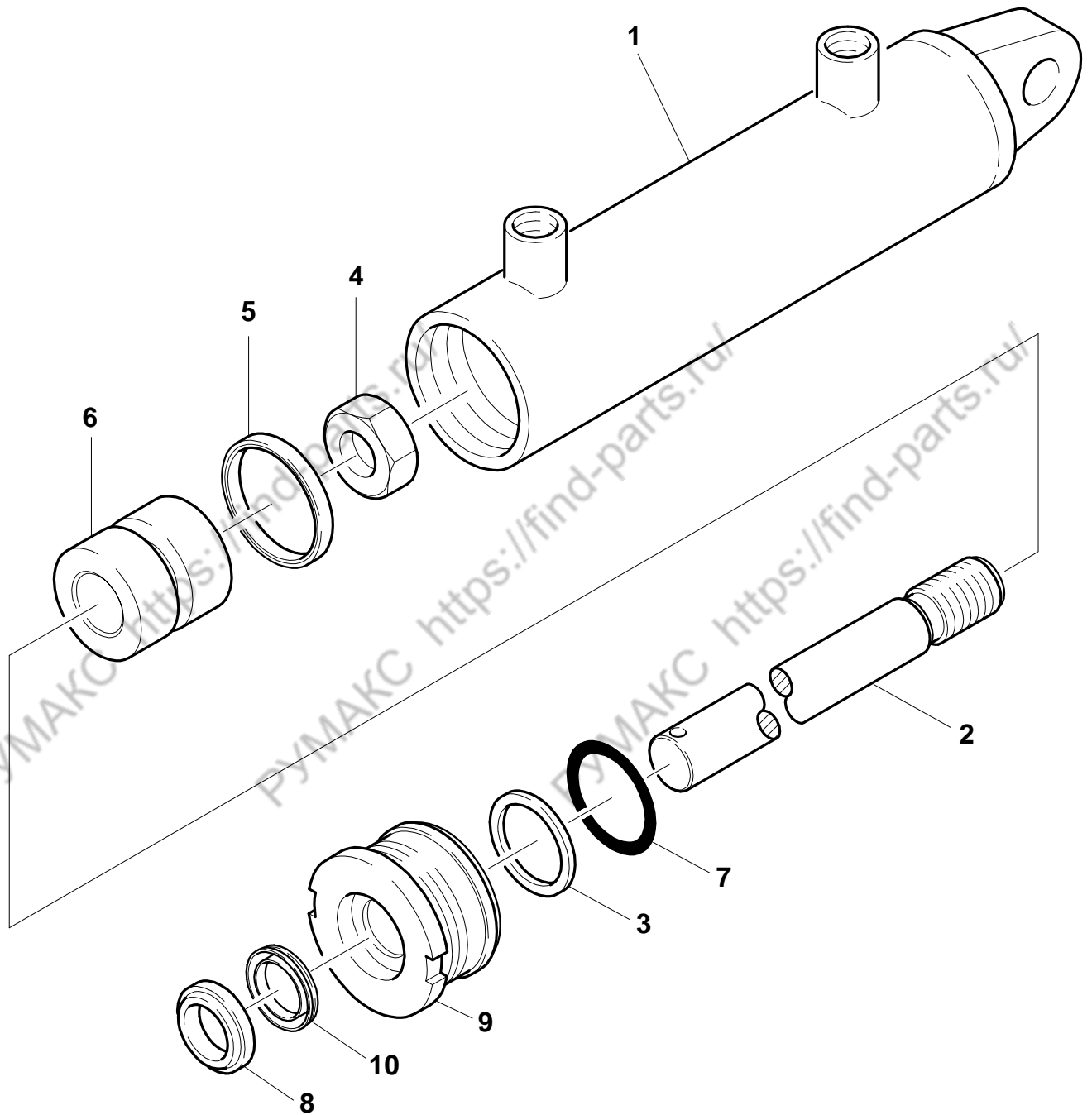


D15/18S2 D20SC2

FIG.13.24

A156229 SIDESHIFTER GP

NOTE	ITEM NO.	PART NUMBER	QTY	DESCRIPTION	CHANGE CODE	START SERIAL NO.				
						EM0FL	EM0FM	-	-	-
Y	1	A276153	1	CARRIAGE AS						
	2	D582478	1	PIN						
	3	S180653H	2	PIN						
	4	D144202	1	CYLINDER GP						
	5	S0515263	2	BOLT						
	6	D582482	1	BRACKET AS						
	7	A156242	2	SHIM(DELETE)						
	8	A216635	2	BAR						
	9	A156241	2	PAD						
	10	D582486	2	PAD						
	11	D909174	4	FITTING						
	12	S0521463	4	BOLT						
	13	D582488	5	SHIM						
	14	D582483	2	BAR(DELETE)						
	15	D917097	4	WASHER						

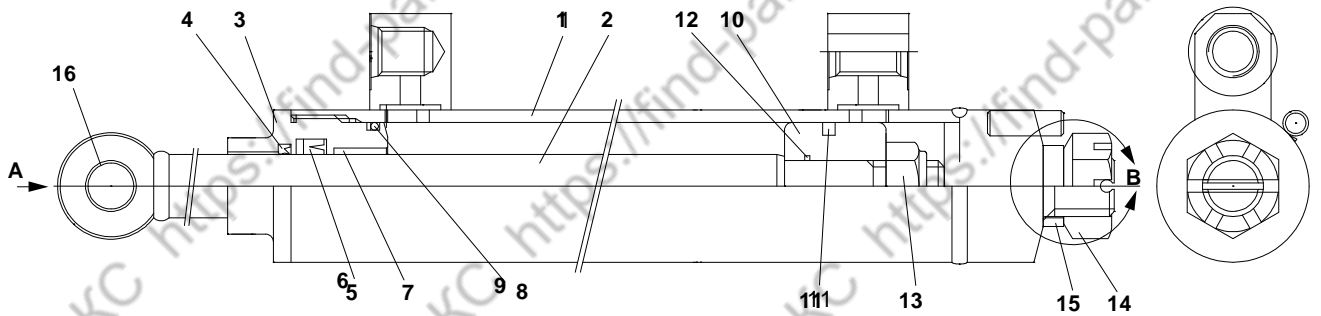


D15/18S2 D20SC2

FIG.13.25

A144202 CYLINDER GP - SIDE SHIEFTER

NOTE	ITEM NO.	PART NUMBER	QTY	DESCRIPTION	CHANGE CODE	START SERIAL NO.			
						EM0FL	EM0FM	-	-
	1	D510856	1	TUBE AS					
	2	D144207	1	ROD					
J	3	D501196	1	RING					
	4	D501239	1	NUT-SELF LOCKING					
J	5	D510847	1	SEAL AS					
	6	D510849	1	PISTON					
J	7	D501197	1	SEAL-O-RING					
J	8	D501201	1	SEAL-WIPER					
	9	D510855	1	HEAD					
J	10	D510049	1	SEAL-U-CUP					
				THE FOLLOWING REPAIR KIT IS AVAILABLE ;					
		D510852	1	KIT-SEAL (INCLUDES PARTS MARKED J)					

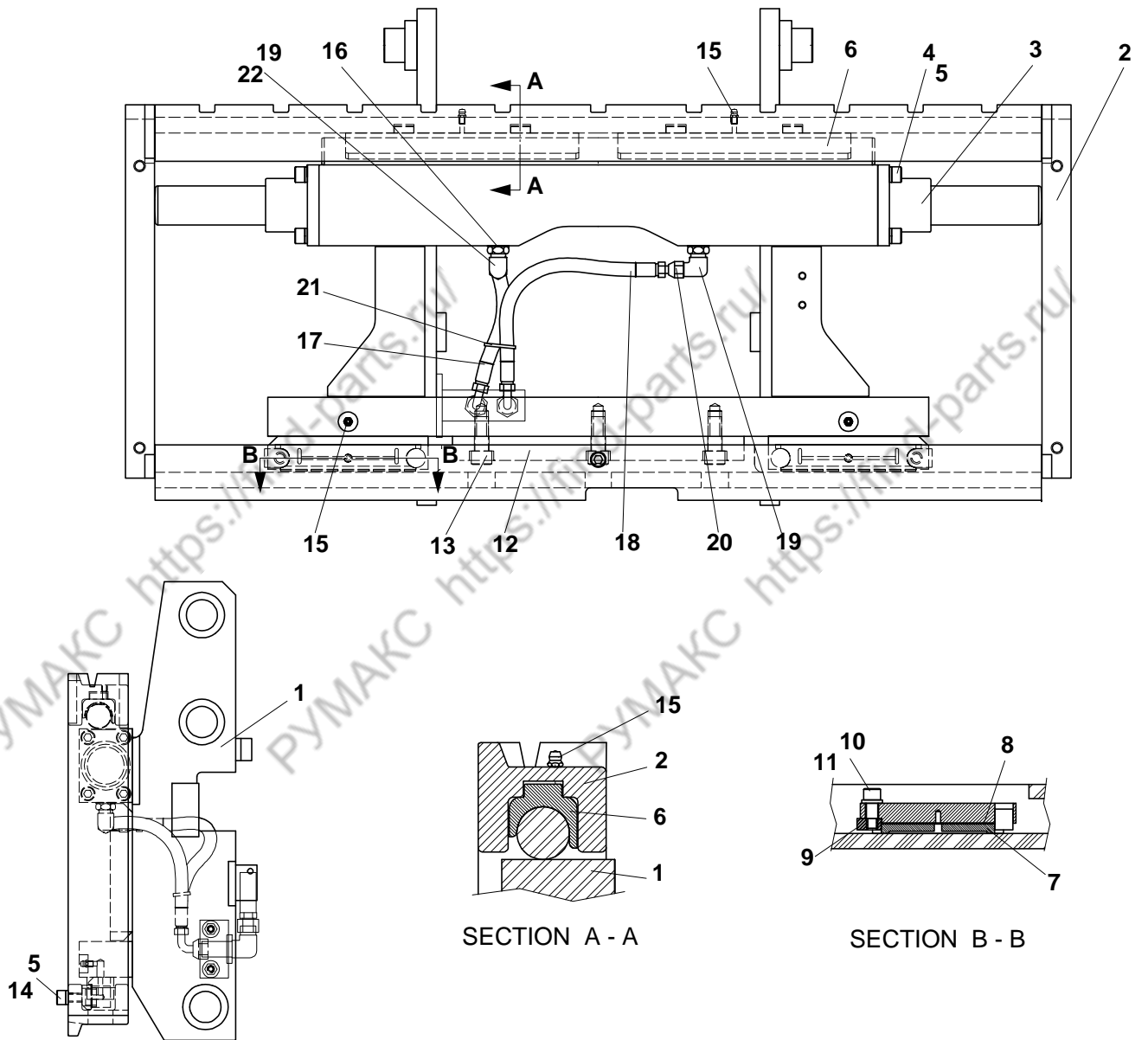


D15/18S2 D20SC2

FIG.13.251

D870775 CYLINDER GROUP

NOTE	ITEM NO.	PART NUMBER	QTY	DESCRIPTION	CHANGE CODE	START SERIAL NO.			
						EM0FL	EM0FM	-	-
		D870815		CYLINDER ASS'Y(BSC)					
	1	D512051	1	TUBE AS					
	2	D512052	1	ROD COVER					
	3	D512053	1	ROD COVER					
J	4	D501201	1	SEAL-WIPER					
J	5	D510049	1	SEAL-U-CUP					
J	6	D510366	1	RING-BACK UP					
	7	D511898	1	DU-BUSH					
J	8	D501838	1	SEAL-O-RING					
J	9	D500810	1	RING-BACK UP					
	10	D501207	1	PISTON					
J	11	D501208	1	SEAL-SLIPPER					
J	12	D501194	1	SEAL-O-RING					
	13	D510658	1	NUT-HEX NYLON					
	14	D870774	1	NUT					
	15	D870773	1	SPACER					
	16	D510660	1	DU-BUSH					
		D870951	1	SEAL KIT					
				(INCLUDES PARTS MARKED J)					

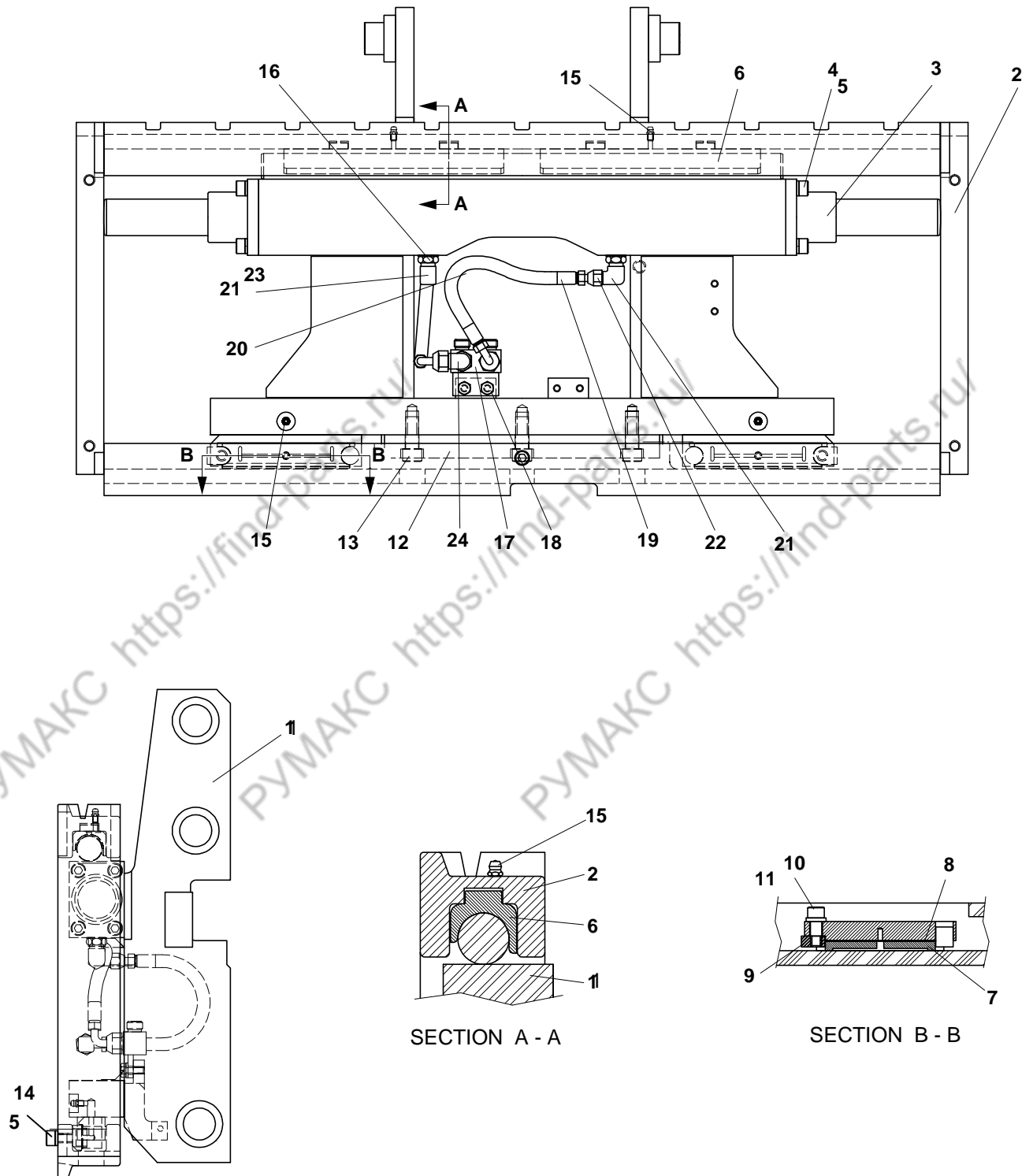


D15/18S2 D20SC2

FIG.13.28

D870416 CARRIAGE GROUP - INTEGRAL SIDE SHIFTER(STD)

NOTE	ITEM NO.	PART NUMBER	QTY	DESCRIPTION	CHANGE CODE	START SERIAL NO.				
						EMOFL	EMOFM	-	-	-
Y	1	D870410	1	BRACKET ASS'Y						
	2	D870185	1	CARRIAGE ASS'Y - S/S						
	3	D870191	2	CYLINDER ASS'Y						
	4	S2212461	8	BOLT						
	5	S5110603	9	WASHER ; SPRING						
	6	D870195	2	PAD ; UPPER						
	7	D870258	2	PAD ; LOWER						
	8	D870259	2	SHIM						
	9	D870260	2	BLOCK						
	10	S2215261	2	BLOT						
	11	S5102703	2	WASHER						
	12	D870206	1	BLOCK						
	13	S2218361	3	BOLT						
	14	S2211463	1	BOLT						
	15	S6710021	4	FITTING						
	16	S8040061	2	O - RING						
	17	A216457	1	HOSE AS						
	18	A216458	1	HOSE AS						
	19	D902004	2	ELBOW						
	20	S8030041	2	SEAL - FACE						
	21	D580786	1	STRAP						
	22	D902238	1	ELBOW						



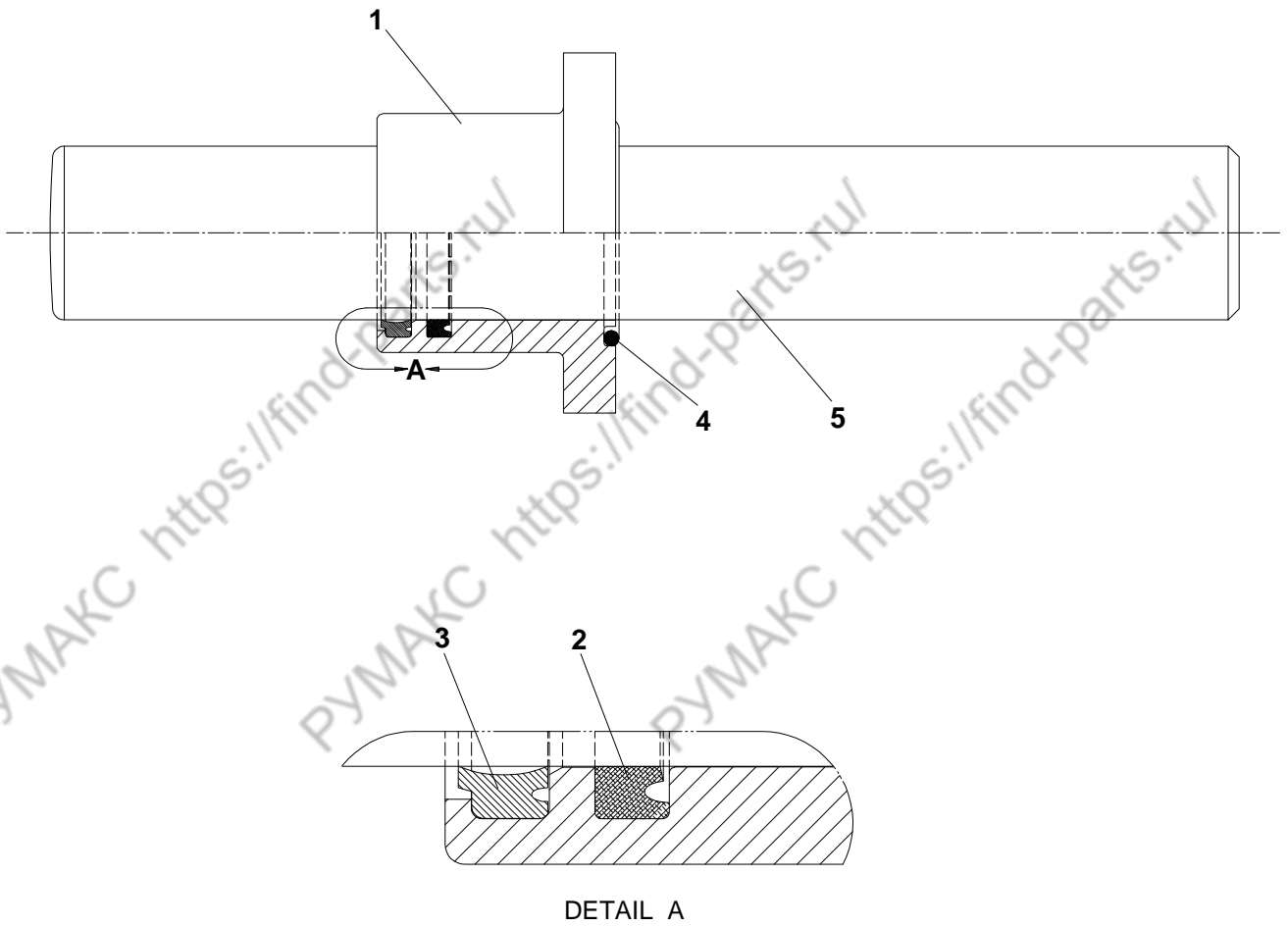
D15/18S2 D20SC2

FIG.13.29

D870417 CARRIAGE GROUP - INTEGRAL SIDE SHIFTER

NOTE	ITEM NO.	PART NUMBER	QTY	DESCRIPTION	CHANGE CODE	START SERIAL NO.			
						EM0FL	EM0FM	-	-
C	1	D870411	1	BRACKET ASS'Y	R	0001~0574	0001~0269		
		D871649	1	BRACKET ASS'Y		0575~	0270~		
Y	2	D870185	1	CARRIAGE ASS'Y - S/S					
	3	D870191	2	CYLINDER ASS'Y					
	4	S2212461	8	BOLT					
	5	S5110603	9	WASHER ; SPRING					
	6	D870195	2	PAD ; UPPER					
	7	D870258	2	PAD ; LOWER					
	8	D870259	2	SHIM					
	9	D870260	2	BLOCK					
	10	S2215261	2	BLOT					
	11	S5102703	2	WASHER					
	12	D870206	1	BLOCK					
	13	S2218361	3	BOLT					
	14	S2211463	1	BOLT					
	15	S6710021	4	FITTING					
	16	S8040061	2	O - RING					
	17	D584252	1	BLOCK					
	18	S0508863	1	BOLT					
	19	A216457	1	HOSE AS					
	20	D584017	1	HOSE AS					
	21	D902004	2	ELBOW					
22	S8030041	2	SEAL - FACE						
23	D902238	1	ELBOW						
24	D580113	1	ELBOW						

OLD CARRIAGE GP-INTEGRAL SIDE SHIFTER(FFT): D870417
 EM0FL-0001~0574
 EM0FM-0001~0269

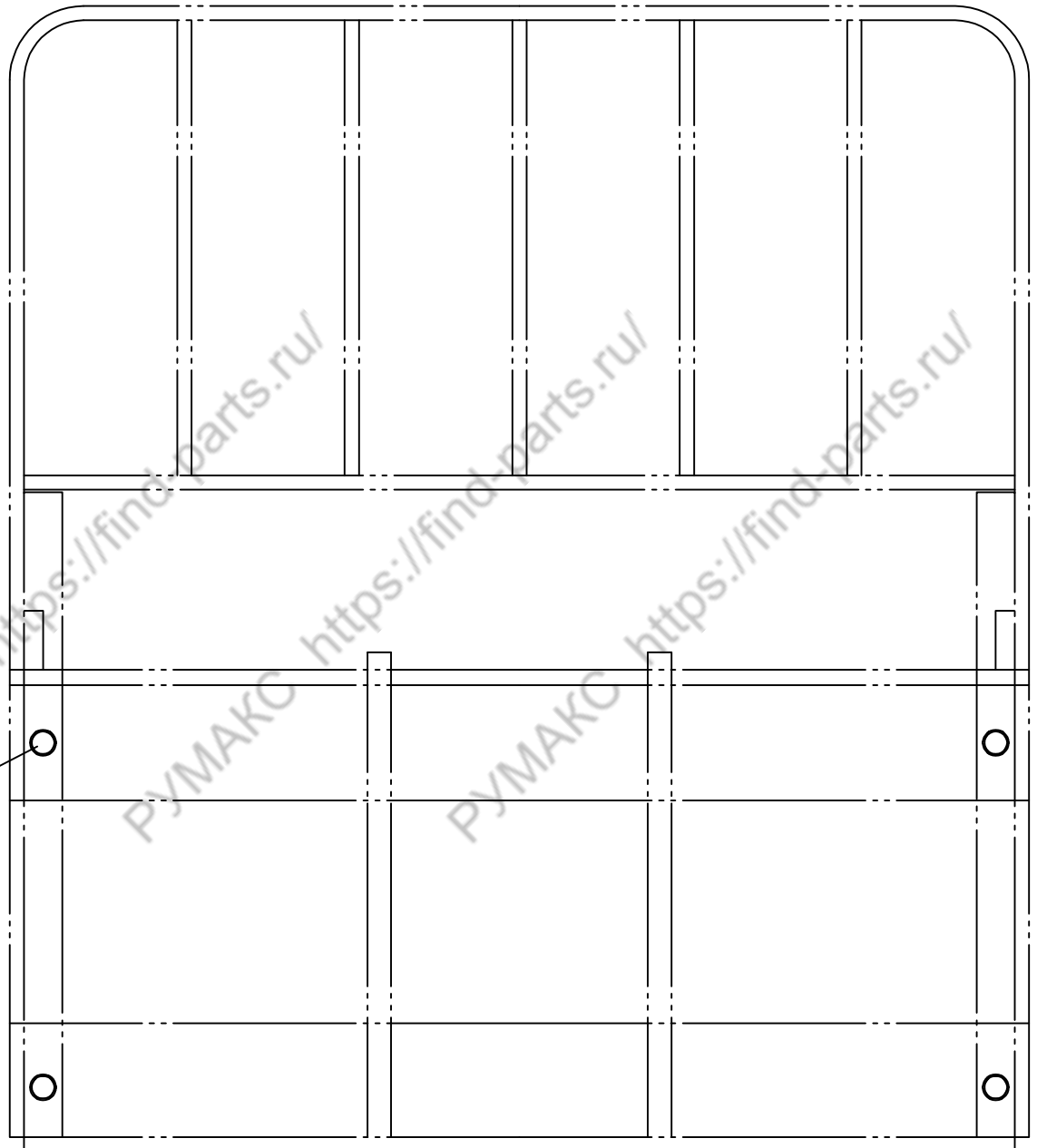


D15/18S2 D20SC2

FIG.13.30

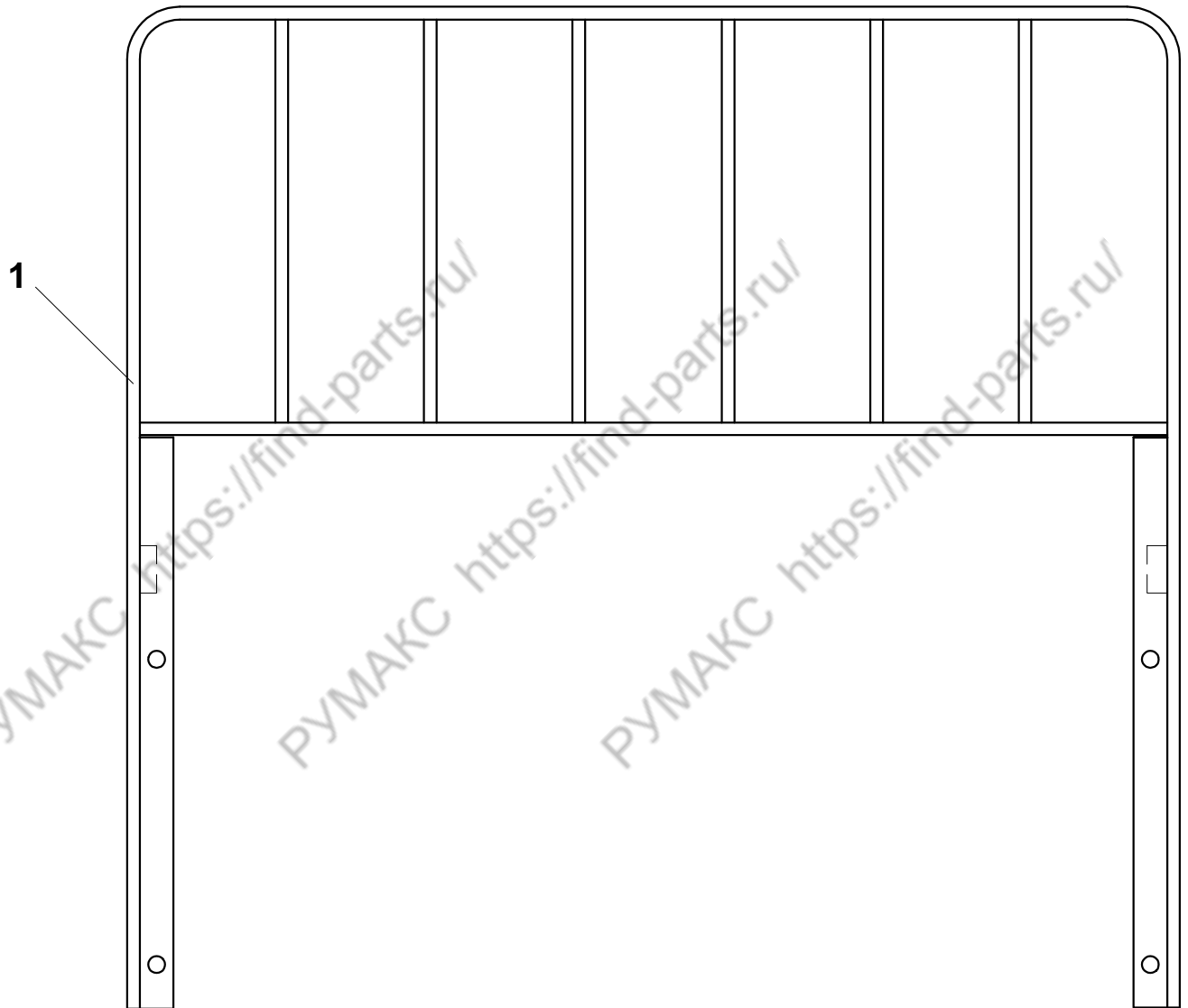
D870191 CYLINDER - FOR SIDE SHIFTER

NOTE	ITEM NO.	PART NUMBER	QTY	DESCRIPTION	CHANGE CODE	START SERIAL NO.				
						EMOFL	EMOFM	-	-	-
	1	D870192	1	ROD COVER						
J	2	D700930	1	SEAL - U - CUP						
J	3	D501260	1	SEAL - WIPER						
J	4	D870194	1	SEAL - O - RING						
	5	D870193	1	ROD						
		D870350	1	KIT SEAL (INCLUDES MARKED J)						



D15/18S2 D20SC2**FIG.13.31****D580045 MTG GROUP - LBR**

NOTE	ITEM NO.	PART NUMBER	QTY	DESCRIPTION	CHANGE CODE	START SERIAL NO.				
						EM0FL	EM0FM	-	-	-
C	1	S0560563	4	BOLT	N					
	2	S5102703	4	WASHER						
		D917091	4	WASHER						

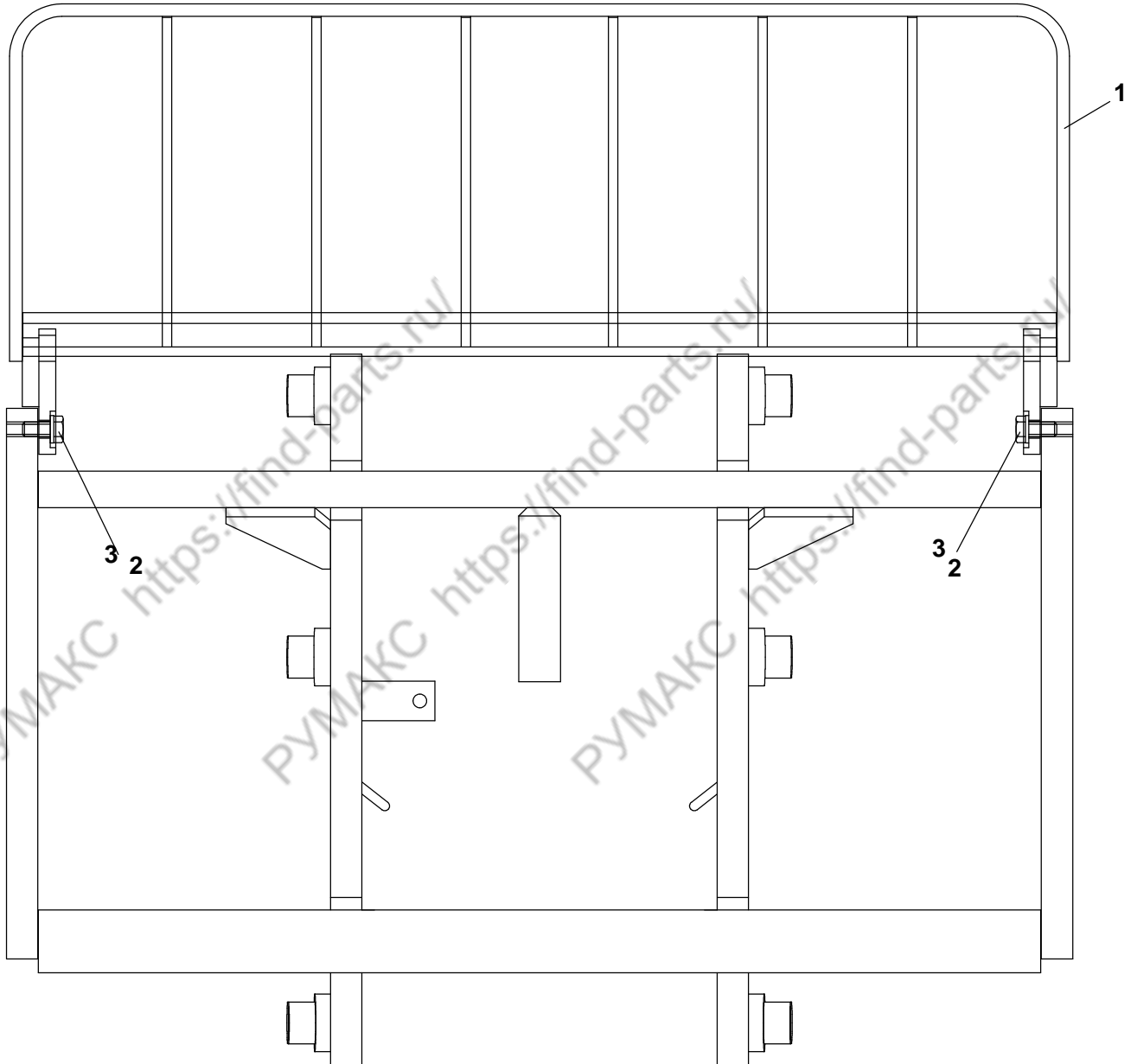


D15/18S2 D20SC2

FIG.13.32

BACKREST ASS'Y

NOTE	ITEM NO.	PART NUMBER	QTY	DESCRIPTION	CHANGE CODE	START SERIAL NO.				
						EM0FL	EM0FM	-	-	-
	1	D580013	1	BACKREST AS						

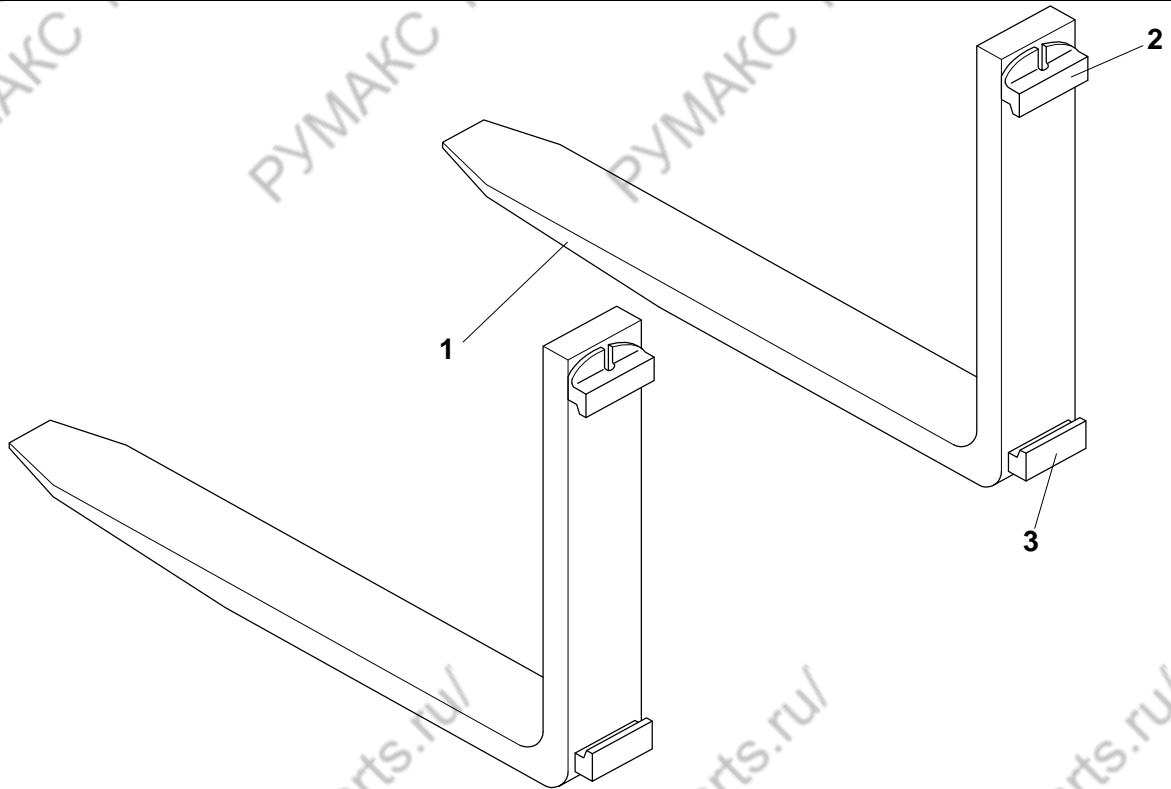


D15/18S2 D20SC2

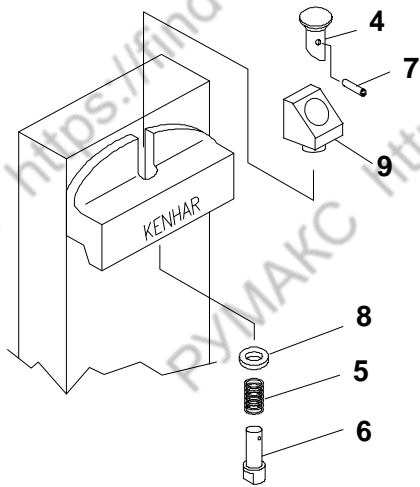
FIG.13.321 D800875 BACKREST GP - SHIFTING TYPE F/M-INT.SHIFTING FORK POSITIONER(STD)

NOTE	ITEM NO.	PART NUMBER	QTY	DESCRIPTION	CHANGE CODE	START SERIAL NO.				
						EM0FL	EM0FM	-	-	-
	1	D871207	1	BACKREST AS FOR SHIFTING						
	2	S0518263	4	BOLT						
	3	D917270	4	WASHER-HARD						

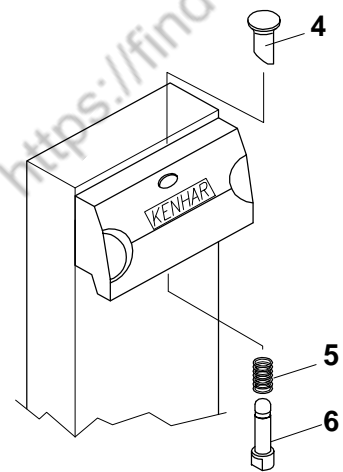
D15/18S2 D20SC2(SB1058/TIREII) PARTS BOOK(FL/FM)



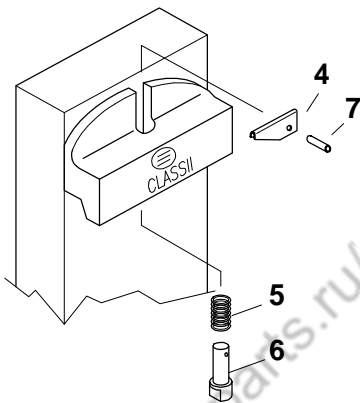
CLASSIFY POSITION GP



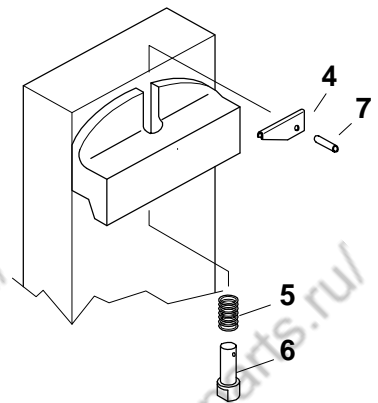
INCLUDES PARTS(J1,J5)



INCLUDES PARTS(J2)



INCLUDES PARTS(J3)



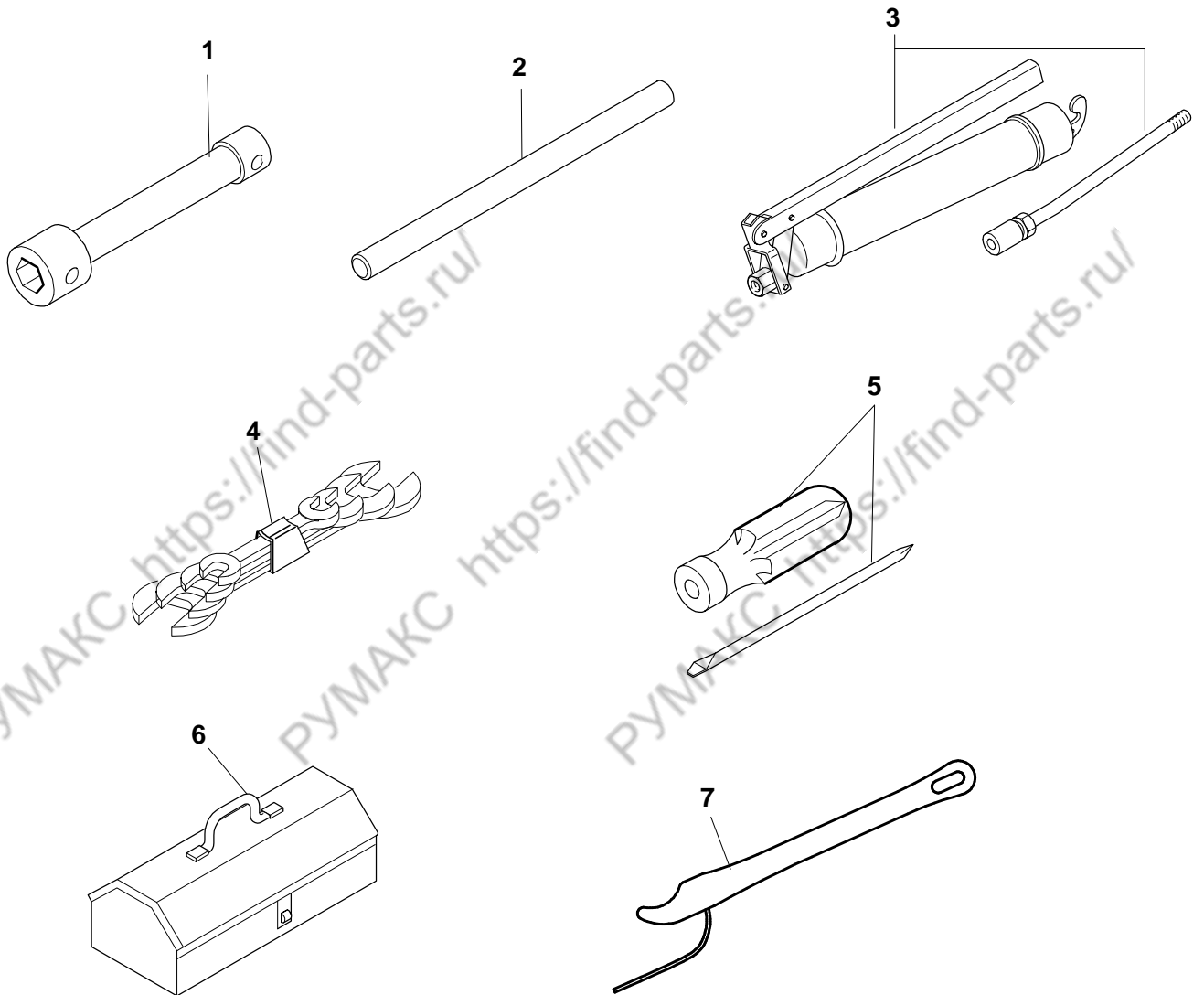
INCLUDES PARTS(J4)

D15/18S2 D20SC2

FIG.13.33

FORK GROUP

NOTE	ITEM NO.	PART NUMBER	QTY	DESCRIPTION	CHANGE CODE	START SERIAL NO.			
						EM0FL	EM0FM	-	-
	1			1.0~1.8 TON TRUCK					
		D580052	1	FORK(900MM LONG)					
		D580460	1	FORK(950MM LONG)					
		D580461	1	FORK(1000MM LONG)					
		D580462	1	FORK(1050MM LONG)					
		D580463	1	FORK(1150MM LONG)					
		D580464	1	FORK(1200MM LONG)					
		D580465	1	FORK(1350MM LONG)					
		D580466	1	FORK(1500MM LONG)					
		D580467	1	FORK(1600MM LONG)					
				2.0 TON TRUCK					
		D580053	1	FORK(900MM LONG)					
		D580469	1	FORK(950MM LONG)					
		D580470	1	FORK(1000MM LONG)					
		D580471	1	FORK(1050MM LONG)					
		D580472	1	FORK(1150MM LONG)					
		D580473	1	FORK(1200MM LONG)					
		D580474	1	FORK(1350MM LONG)					
		D580475	1	FORK(1500MM LONG)					
		D580476	1	FORK(1600MM LONG)					
Z	2		1	HOOK-UPPER					
Z	3		1	HOOK-LOWER					
				THE FOLLOWING REPAIR GROUP IS AVAILABLE					
		D390046	1	REPACKING GROUP(1.5/2 TON (INCLUDES PARTS MARKED J1)					
J1	4	D391147	1	KNOB					
J1	5	D391182	1	SPRING					
J1	6	D391149	1	PIN					
J1	7	D391148	1	PIN-ROLL					
J1	8	D391152	1	WASHER					
J1	9	D391153	1	BLOCK					
		D391876	1	REPACKING GROUP(1.5/2 TON) (INCLUDES PARTS MARKED J2)					
J2	4	D391885	1	KN0B					
J2	5	D391882	1	SPRING					
J2	6	D391879	1	PIN-STOP					
		D391144	1	REPACKING GROUP(1.5/2 TON) (INCLUDES PARTS MARKED J3)					
J3	4	D391147	1	LEVER					
J3	5	D391847	1	SPRING					
J3	6	D391149	1	PIN-STOP					
J3	7	D391148	1	PIN-ROLL					
		D391850	1	REPACKING GROUP(1.5/2 TON) (INCLUDES PARTS MARKED J4)					
J4	4	D391854	1	LEVER					
J4	5	D391852	1	SPRING					
J4	6	D391851	1	PIN-STOP					
J4	7	D391853	1	PIN-ROLL					



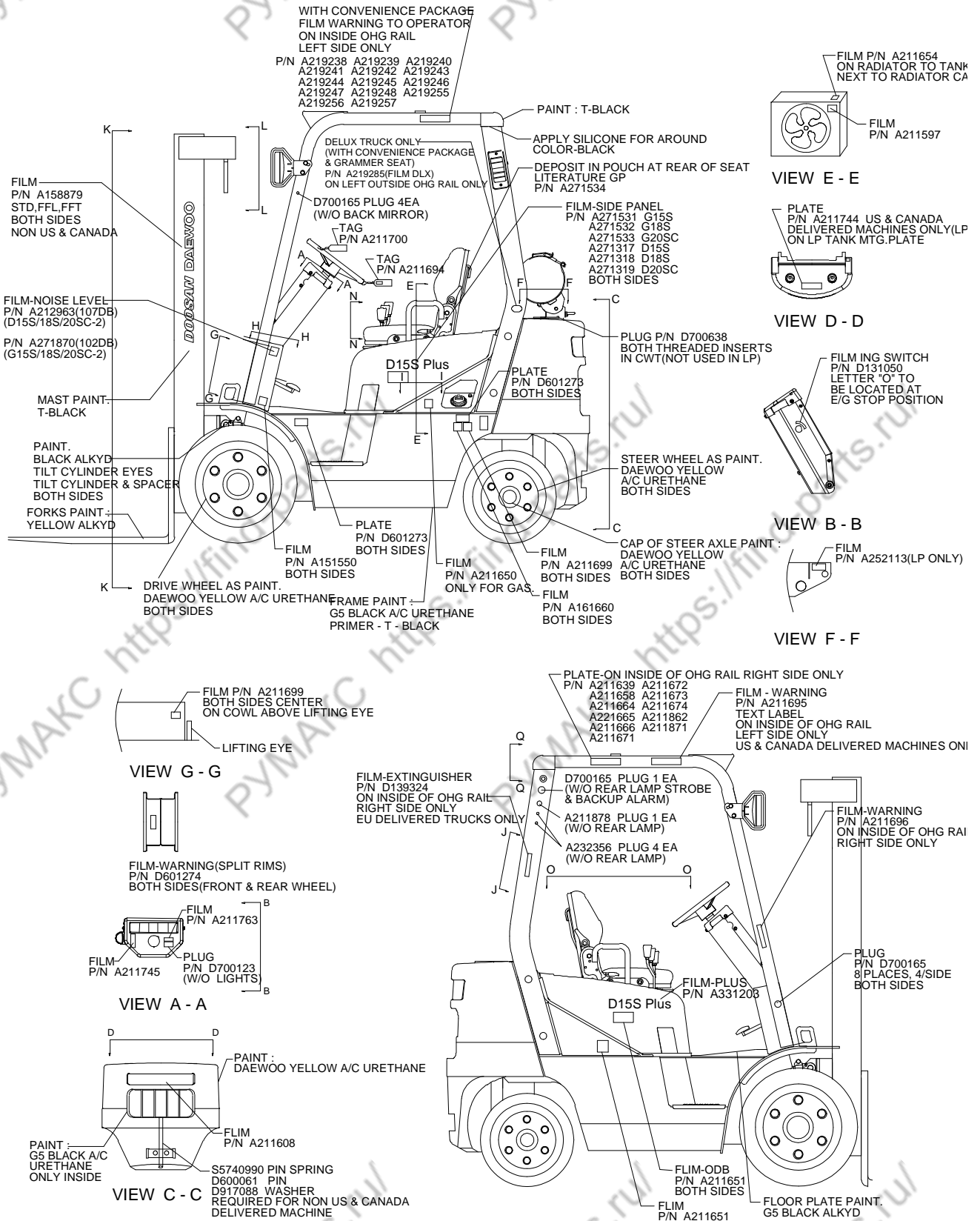
D15/18S2 D20SC2

D600220 TOOL GP

FIG.13.34

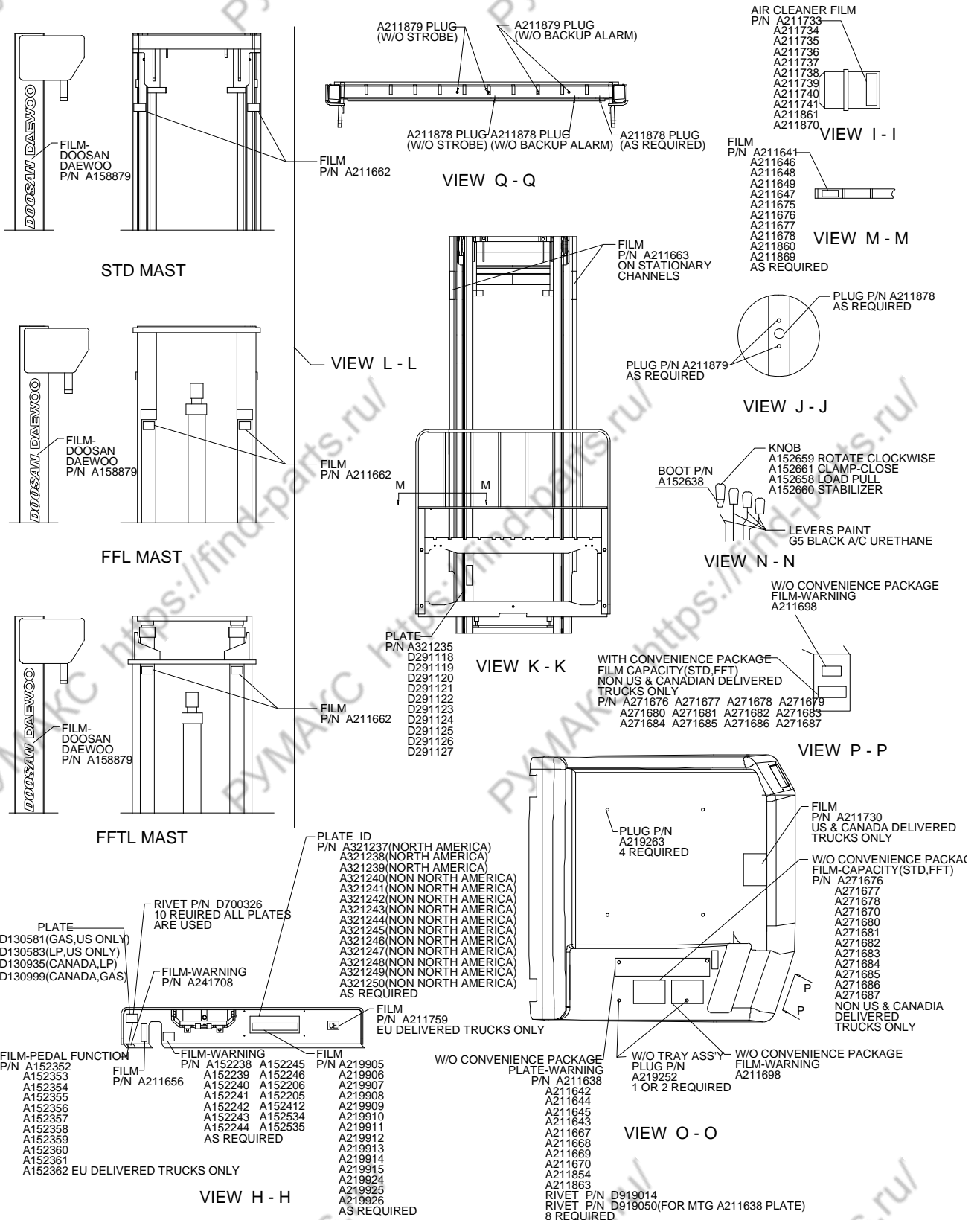
NOTE	ITEM NO.	PART NUMBER	QTY	DESCRIPTION	CHANGE CODE	START SERIAL NO.				
						EM0FL	EM0FM	-	-	-
	1	D600319	1	WRENCH-WHEEL						
	2	D600320	1	WRENCH-BAR						
	3	A142420	1	GUN SET-GREASE						
		A142417	1	- GUN-HANDLE LEVER						
		A142418	1	- HOSE						
		A142419	1	- PIPE						
	4	D130104	1	SPANNER SET						
		T6510079	1	- SPANNER(8X10)						
		T6510085	1	- SPANNER(13X17)						
		T6510088	1	- SPANNER(19X22)						
		T6510090	1	- SPANNER(24X27)						
	5	D130105	1	DRIVER-SCREW(+ , -)						
	6	A212958	1	TOOL BOX						
	7	A269135	1	FILTER WRENCH						

D15/18S2 D20SC2(SB1058/TIREII) PARTS BOOK(FL/FM) 14.01(1/2)



D15/18S2 D20SC2(SB1058/TIREII) PARTS BOOK(FL/FM)

14.02(2/2)



D15/18S2 D20SC2

FIG.14.01

D321038 LOCATION CHART PART 1 OF 2

NOTE	ITEM NO.	PART NUMBER	QTY	DESCRIPTION	CHANGE CODE	START SERIAL NO.			
						EM0FL	EM0FM	-	-
				LOCATION CHART					

D15/18S2 D20SC2

FIG.14.03

A321141 PAINT & LUBRICANT GP - FRENCH

NOTE	ITEM NO.	PART NUMBER	QTY	DESCRIPTION	CHANGE CODE	START SERIAL NO.				
						EM0FL	EM0FM	-	-	-
C	..	A212825	1	PLATE-IDENT	N					
		A321238	1	PLATE-IDENT						
C	...	A211705	1	PLATE-IDENT	N					
		A321241	1	PLATE-IDENT						
C	.	A211722	1	PLATE-ATCH IDENT	N					
		D291118	1	PLATE-ATCH IDENT						
C		A211642	1	PLATE-WARN TO OPR						
		A211646	1	FILM-LOAD BKRST						
		A211734	1	FILM-AIR CLEANER						
		A211658	1	PLATE-OVHD						
		A211679	1	FILM-INCOMPLETE TRUCK	N					
		A219906	1	FILM-WARNING ; INCOMPLETE TRUCK						
		A152353	1	FILM-PEDAL FUNC						
		A212671	1	FILM-WARNING-TIP OVER						
		A212672	1	FILM WARNING-TIP OVER						
		A152239	1	FILM WARNING-PARKING						
	A219239	1	FILM-WARNING TO OPERATOR							

D15/18S2 D20SC2

FIG.14.04

D321142 PAINT & LUBRICANT GP - SPANISH

NOTE	ITEM NO.	PART NUMBER	QTY	DESCRIPTION	CHANGE CODE	START SERIAL NO.			
						EM0FL	EM0FM	-	-
	..	A212826	1	PLATE-IDENT	N				
C		A321239	1	PLATE-IDENT					
	...	A211706	1	PLATE-IDENT	N				
C		A321242	1	PLATE-IDENT					
	.	A211723	1	PLATE-ATCH IDENT	N				
C		D291119	1	PLATE-ATCH IDENT					
		A211644	1	PLATE-WARN TO OPR					
		A211648	1	FILM-LOAD BKRST					
		A211735	1	FILM-AIR CLEANER					
		A211664	1	PLATE-OVHD					
	.	A211680	1	FILM-INCOMPLETE TRUCK	N				
C		A219907	1	FILM-WARNING ; INCOMPLETE TRUCK					
		A152354	1	FILM-PEDAL FUNC.					
		A212677	1	FILM-WARNING-TIP OVER					
		A212678	1	FILM-WARNING-TIP OVER					
		A152240	1	FILM WARNING-PARKING					
		A219241	1	FILM-WARNING TO OPERATOR					

D15/18S2 D20SC2

FIG.14.05

A321143 PAINT & LUBRICANT GP - GERMAN

NOTE	ITEM NO.	PART NUMBER	QTY	DESCRIPTION	CHANGE CODE	START SERIAL NO.				
						EM0FL	EM0FM	-	-	-
C	.	A211707	1	PLATE-IDENT	N					
		A321243	1	PLATE-IDENT						
C	..	A211724	1	PLATE-ATCH IEDNT	N					
		D291120	1	PLATE-ATCH IEDNT						
C		A211645	1	PLATE-WARN TO OPR						
		A211649	1	FILM-LORD BKRST						
		A211736	1	FILM-AIR CLEANER						
		A211665	1	PLATE-OVHD						
		A211681	1	FILM-INCOMPLETE TRUCK	N					
		A219908	1	FILM-WARNING ; INCOMPLETE TRUCK						
		A152355	1	FILM-PEDAL FUNC.						
		A212681	1	FILM-WARNING-TIP OVER						
		A212682	1	FILM-WARNING -TIP OVER						
		A152241	1	FILM WARNING-PARKING						
	A219242	1	FILM-WARNING TO OPERATOR							

D15/18S2 D20SC2

FIG.14.06

A321144 PAINT & LUBRICANT GP - ITALIAN

NOTE	ITEM NO.	PART NUMBER	QTY	DESCRIPTION	CHANGE CODE	START SERIAL NO.				
						EM0FL	EM0FM	-	-	-
C	..	A211708	1	PLATE-IDENT	N					
		A321244	1	PLATE-IDENT						
C	...	A211725	1	PLATE-ATCH IEDNT	N					
		D291121	1	PLATE-ATCH IEDNT						
C		A211643	1	PLATE-WARN TO OPR						
		A211647	1	FILM-LORD BKRST						
		A211737	1	FILM-AIR CLEANER						
		A211666	1	PLATE-OVHD						
		A211779	1	FILM-INCOMPLETE TRUCK	N					
		A219909	1	FILM-WARNING ; INCOMPLETE TRUCK						
		A152356	1	FILM-PEDAL FUNC.						
		A212663	1	FILM-WARNING-TIP OVER						
		A212664	1	FILM-WARNING-TIP OVER						
		A152242	1	FILM WARNING-PARKING						
	A219240	1	FILM-WARNING TO OPERATOR							

D15/18S2 D20SC2

FIG.14.07

A321145 PAINT & LUBRICANT GP - PORTUGUESE

NOTE	ITEM NO.	PART NUMBER	QTY	DESCRIPTION	CHANGE CODE	START SERIAL NO.				
						EM0FL	EM0FM	-	-	-
C	..	A211709	1	PLATE-IDENT	N					
		A321245	1	PLATE-IDENT						
C	...	A211726	1	PLATE-ATCH IEDNT	N					
		D291122	1	PLATE-ATCH IEDNT						
C		A211667	1	PLATE-WARN TO OPR						
		A211675	1	FILM-LORD BKRST						
		A211738	1	FILM-AIR CLEANER						
		A211671	1	PLATE-OVHD						
		A211682	1	FILM-INCOMPLETE TRUCK	N					
		A219910	1	FILM-WARNING ; INCOMPLETE TRUCK						
		A152357	1	FILM-PEDAL FUNC.						
		A212675	1	FILM-WARNING-TIP OVER						
		A212676	1	FILM-WARNING-TIP OVER						
		A152243	1	FILM WARNING-PARKING						
	A219243	1	FILM-WARNING TO OPERATOR							

D15/18S2 D20SC2

FIG.14.08

A321146 PAINT & LUBRICANT GP - DANISH

NOTE	ITEM NO.	PART NUMBER	QTY	DESCRIPTION	CHANGE CODE	START SERIAL NO.				
						EM0FL	EM0FM	-	-	-
C	..	A211710	1	PLATE-IDENT	N					
		A321246	1	PLATE-IDENT						
C	...	A211727	1	PLATE-ATCH IEDNT	N					
		D291123	1	PLATE-ATCH IEDNT						
C		A211668	1	PLATE-WARN TO OPR						
		A211676	1	FILM-LORD BKRST						
		A211739	1	FILM-AIR CLEANER						
		A211672	1	PLATE-OVHD						
		A211683	1	FILM-INCOMPLETE TRUCK	N					
		A219911	1	FILM-WARNING ; INCOMPLETE TRUCK						
		A152358	1	FILM-PEDAL FUNC.						
		A212665	1	FILM-WARNING-TIP OVER						
		A212666	1	FILM-WARNING-TIP OVER						
		A152244	1	FILM WARNING-PARKING						
	A219244	1	FILM-WARNING TO OPERATOR							

D15/18S2 D20SC2

FIG.14.09

A321147 PAINT & LUBRICANT GP - GREEK

NOTE	ITEM NO.	PART NUMBER	QTY	DESCRIPTION	CHANGE CODE	START SERIAL NO.				
						EM0FL	EM0FM	-	-	-
C	..	A211711	1	PLATE-IDENT	N					
		A321247	1	PLATE-IDENT						
C	...	A211728	1	PLATE-ATCH IEDNT	N					
		D291124	1	PLATE-ATCH IEDNT						
C		A211669	1	PLATE-WARN TO OPR						
		A211677	1	FILM-LORD BKRST						
		A211740	1	FILM-AIR CLEANER						
		A211673	1	PLATE-OVHD						
		A211684	1	FILM-INCOMPLETE TRUCK	N					
		A219912	1	FILM-WARNING ; INCOMPLETE TRUCK						
		A152359	1	FILM-PEDAL FUNC.						
		A212673	1	FILM-WARNING-TIP OVER						
		A212674	1	FILM-WARNING-TIP OVER						
		A152245	1	FILM WARNING-PARKING						
	A219245	1	FILM-WARNING TO OPERATOR							

D15/18S2 D20SC2

FIG.14.10

A321148 PAINT & LUBRICANT GP - DUTCH

NOTE	ITEM NO.	PART NUMBER	QTY	DESCRIPTION	CHANGE CODE	START SERIAL NO.				
						EMOFL	EMOFM	-	-	-
C	..	A211712	1	PLATE-IDENT	N					
		A321248	1	PLATE-IDENT						
C	...	A211729	1	PLATE-ATCH IEDNT	N					
		D291125	1	PLATE-ATCH IEDNT						
C		A211670	1	PLATE-WARN TO OPR						
		A211678	1	FILM-LORD BKRST						
		A211741	1	FILM-AIR CLEANER						
		A211674	1	PLATE-OVHD						
		A211685	1	FILM-INCOMPLETE TRUCK	N					
		A219913	1	FILM-INCOMPLETE TRUCK						
		A152362	1	FILM-PEDAL FUNC.						
		A212667	1	FILM-WARNING-TIP OVER						
		A212668	1	FILM-WARNING-TIP OVER						
		A152246	1	FILM WARNING-PARKING						
	A219246	1	FILM-WARNING TO OPERATOR							

D15/18S2 D20SC2

FIG.14.11

A321149 PAINT & LUBRICANT GP - FINISH

NOTE	ITEM NO.	PART NUMBER	QTY	DESCRIPTION	CHANGE CODE	START SERIAL NO.				
						EM0FL	EM0FM	-	-	-
C	..	A211857	1	PLATE-IDENT	N					
		A321249	1	PLATE-IDENT						
C	...	A211856	1	PLATE-ATCH IDENT	N					
		D291126	1	PLATE-ATCH IDENT						
C		A211854	1	PLATE-WARN TO OPR						
		A211860	1	FILM-LOAD BKRST						
		A211861	1	FILM-AIR CLEANER						
		A211862	1	PLATE-OVHD						
		A211859	1	FILM-INCOMPLETE TRUCK	N					
		A219914	1	FILM-WARNING ; INCOMPLETE TRUCK						
		A152360	1	FILM-PEDAL FUNC.						
		A212669	1	FILM-WARNING-TIP OVER						
		A212670	1	FILM-WARNING-TIP OVER						
		A152205	1	FILM WARNING-PARKING						
	A219247	1	FILM-WARNING TO OPERATOR							

D15/18S2 D20SC2

FIG.14.12

A321150 PAINT & LUBRICANT GP - SWEDISH

NOTE	ITEM NO.	PART NUMBER	QTY	DESCRIPTION	CHANGE CODE	START SERIAL NO.				
						EM0FL	EM0FM	-	-	-
C	..	A211866	1	PLATE-IDENT	N					
		A321250	1	PLATE-IDENT						
C	...	A211865	1	PLATE-ATCH IDENT	N					
		D291127	1	PLATE-ATCH IDENT						
C		A211863	1	PLATE-WARN TO OPR						
		A211869	1	FILM-LOAD BKRST						
		A211870	1	FILM-AIR CLEANER						
		A211871	1	PLATE-OVHD						
		A211868	1	FILM-INCOMPLETE TRUCK	N					
		A219915	1	FILM-WARNING ; INCOMPLETE TRUCK						
		A152361	1	FILM-PEDAL FUNC.						
		A212679	1	FILM-WARNING-TIP OVER						
		A212680	1	FILM-WARNING-TIP OVER						
		A152206	1	FILM WARNING-PARKING						
	A219248	1	FILM-WARNING TO OPERATOR							

D15/18S2 D20SC2

FIG.14.13

A321151 PAINT & LUBRICANT GP - RUSSIA

NOTE	ITEM NO.	PART NUMBER	QTY	DESCRIPTION	CHANGE CODE	START SERIAL NO.				
						EM0FL	EM0FM	-	-	-
C	..	A212700	1	PLATE-IDENT	N					
		A321252	1	PLATE-IDENT						
C	...	A212701	1	PLATE-ATCH IDENT	N					
		D291130	1	PLATE-ATCH IDENT						
C		A212702	1	PLATE-WARN TO OPR						
		A212703	1	FILM-LOAD BKRST						
		A212704	1	PLATE-AIR CLEANER						
		A212705	1	PLATE-OVHD						
		A212706	1	PLATE-INCOMPLETE TRUCK	N					
		A219924	1	PLATE-WARNING ; INCOMPLETE TRUCK						
		A212707	1	FILM-DUAL FUEL						
		A212708	1	FILM-PEDAL FUNC						
		A212685	1	FILM-WARNING-TIP OVER						
		A212686	1	FILM-WARNING-TIP OVER						
	A152534	1	FILM-WARNING-PARKING							
	A219256	1	FILM-WARNING TO OPERATOR							

D15/18S2 D20SC2

FIG.14.14

A321152 PAINT & LUBRICANT GP - NORWEGIAN

NOTE	ITEM NO.	PART NUMBER	QTY	DESCRIPTION	CHANGE CODE	START SERIAL NO.					
						EM0FL	EM0FM	-	-	-	-
C	..	A212689	1	PLATE-IDENT	N						
		A321253	1	PLATE-IDENT							
C	...	A212690	1	PLATE-ATCH IDENT	N						
		D291129	1	PLATE-ATCH IDENT							
C		A212691	1	PLATE-WARN TO OPR							
		A212692	1	FILM-LOAD BKRST							
		A212693	1	PLATE-AIR CLEANER							
		A212694	1	PLATE-OVHD							
		A212695	1	PLATE-INCOMPLETE TRUCK	N						
		A219925	1	PLATE-WARNING ; INCOMPLETE TRUCK							
		A212696	1	FILM-DUAL FUEL							
		A212697	1	FILM-PEDAL FUNC							
		A212698	1	FILM-WARNING-TIP OVER							
		A212699	1	FILM-WARNING-TIP OVER							
		A152535	1	FILM-WARNING-PARKING							
	A219257	1	FILM-WARNING TO OPERATOR								

D15/18S2 D20SC2

FIG.14.15

A321153 PAINT & LUBRICANT GP - POLISH

NOTE	ITEM NO.	PART NUMBER	QTY	DESCRIPTION	CHANGE CODE	START SERIAL NO.				
						EM0FL	EM0FM	-	-	-
C	..	A212216	1	PLATE-IDENT	N					
		A321251	1	PLATE-IDENT						
C	...	A212217	1	PLATE-ATCH IDENT	N					
		D291128	1	PLATE-ATCH IDENT						
C		A212218	1	PLATE-WARN TO OPR						
		A212219	1	FILM-LOAD BKRST						
		A212220	1	FILM-AIR CLEANER						
		A212221	1	PLATE-OVHD						
		A212222	1	FILM-INCOMPLETE TRUCK	N					
		A219926	1	FILM-WARNING ; INCOMPLETE TRUCK						
		A212224	1	FILM-PEDAL FUNC.						
		A212683	1	FILM-WARNING-TIP OVER						
		A212684	1	FILM-WARNING-TIP OVER						
		A152412	1	FILM WARNING-PARKING						
	A219255	1	FILM-WARNING TO OPERATOR							